



US00D469001S

(12) **United States Design Patent**  
**Branson, Jr.**

(10) **Patent No.:** **US D469,001 S**

(45) **Date of Patent:** **\*\* Jan. 21, 2003**

(54) **DRAWER GUIDE BRACKET**

5,377,384 A 1/1995 Riegelman  
5,823,648 A \* 10/1998 Domenig ..... 312/334.5  
D442,077 S 5/2001 Crooks et al.

(75) Inventor: **Charles E. Branson, Jr.**, Thomasville,  
NC (US)

\* cited by examiner

(73) Assignee: **The Hughes Supply & Manufacturing  
Co. of Thomasville, Inc.**, Thomasville,  
NC (US)

*Primary Examiner*—Pamela Burgess

(\*\*) Term: **14 Years**

(57) **CLAIM**

The ornamental design for a drawer guide bracket, as shown  
and described.

(21) Appl. No.: **29/160,355**

**DESCRIPTION**

(22) Filed: **May 9, 2002**

(51) **LOC (7) Cl.** ..... **08-05**

(52) **U.S. Cl.** ..... **D8/374; 312/334.5**

(58) **Field of Search** ..... D8/374, 354, 349;  
D6/510; 16/193; 49/181; 312/334.1, 334.4,  
334.5, 334.7, 330.1; 248/230.2, 254, 262,  
314

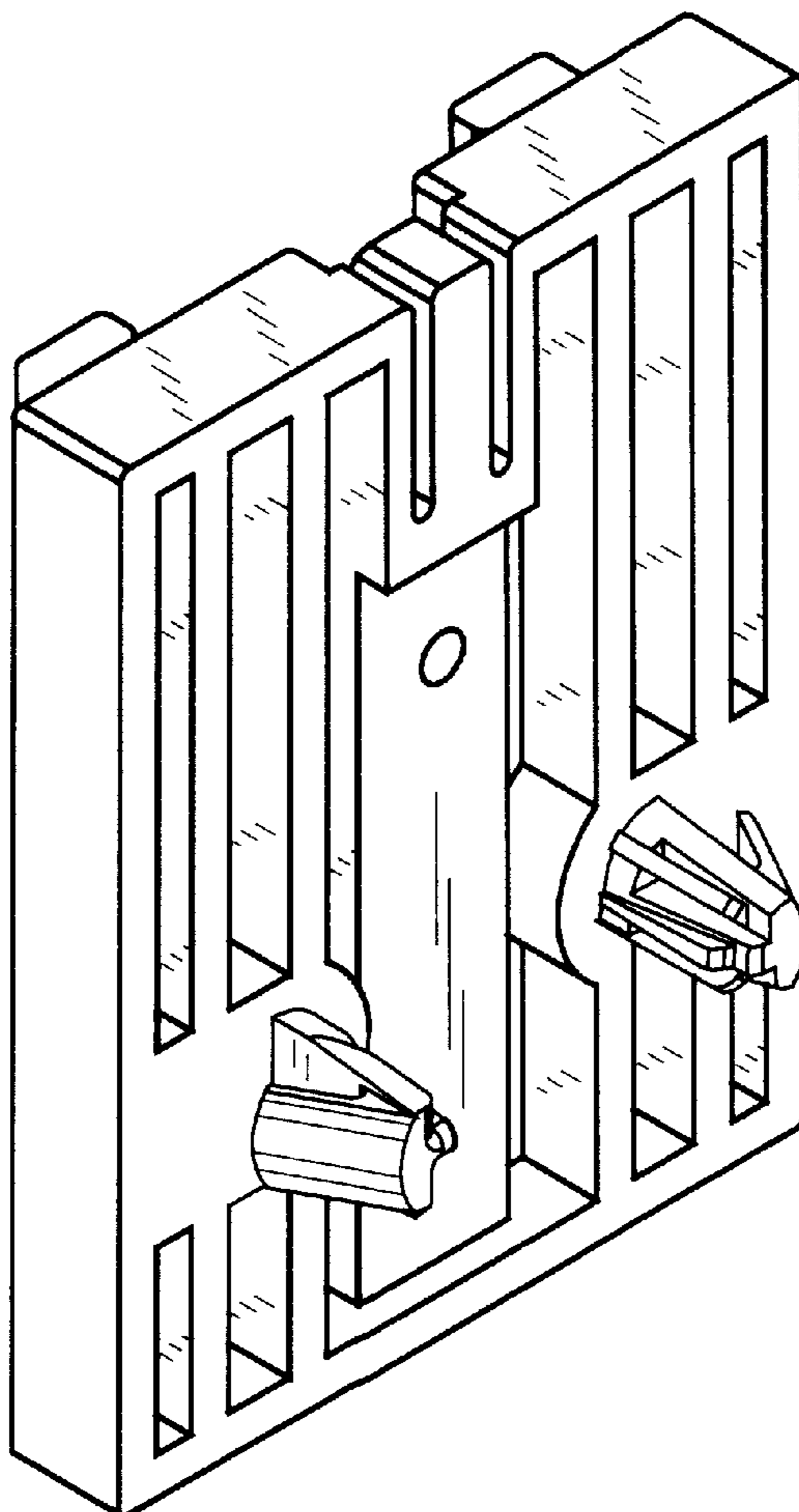
FIG. 1 is a rear, top, right side perspective view of a drawer  
guide bracket embodying my design;  
FIG. 2 is a rear elevational view thereof;  
FIG. 3 is a bottom plan view thereof;  
FIG. 4 is a top plan view thereof;  
FIG. 5 is a right side elevational view, the left side being a  
mirror image thereof;  
FIG. 6 is a front elevational view thereof;  
FIG. 7 is a cross-sectional view along lines 7—7 of FIG. 2;  
and,  
FIG. 8 is a cross-sectional view along lines 8—8 of FIG. 2.

(56) **References Cited**

**U.S. PATENT DOCUMENTS**

D263,010 S \* 2/1982 Marsh ..... D8/374  
5,257,861 A \* 11/1993 Domenig et al. .... 248/223.41

**1 Claim, 2 Drawing Sheets**






FIG. 1

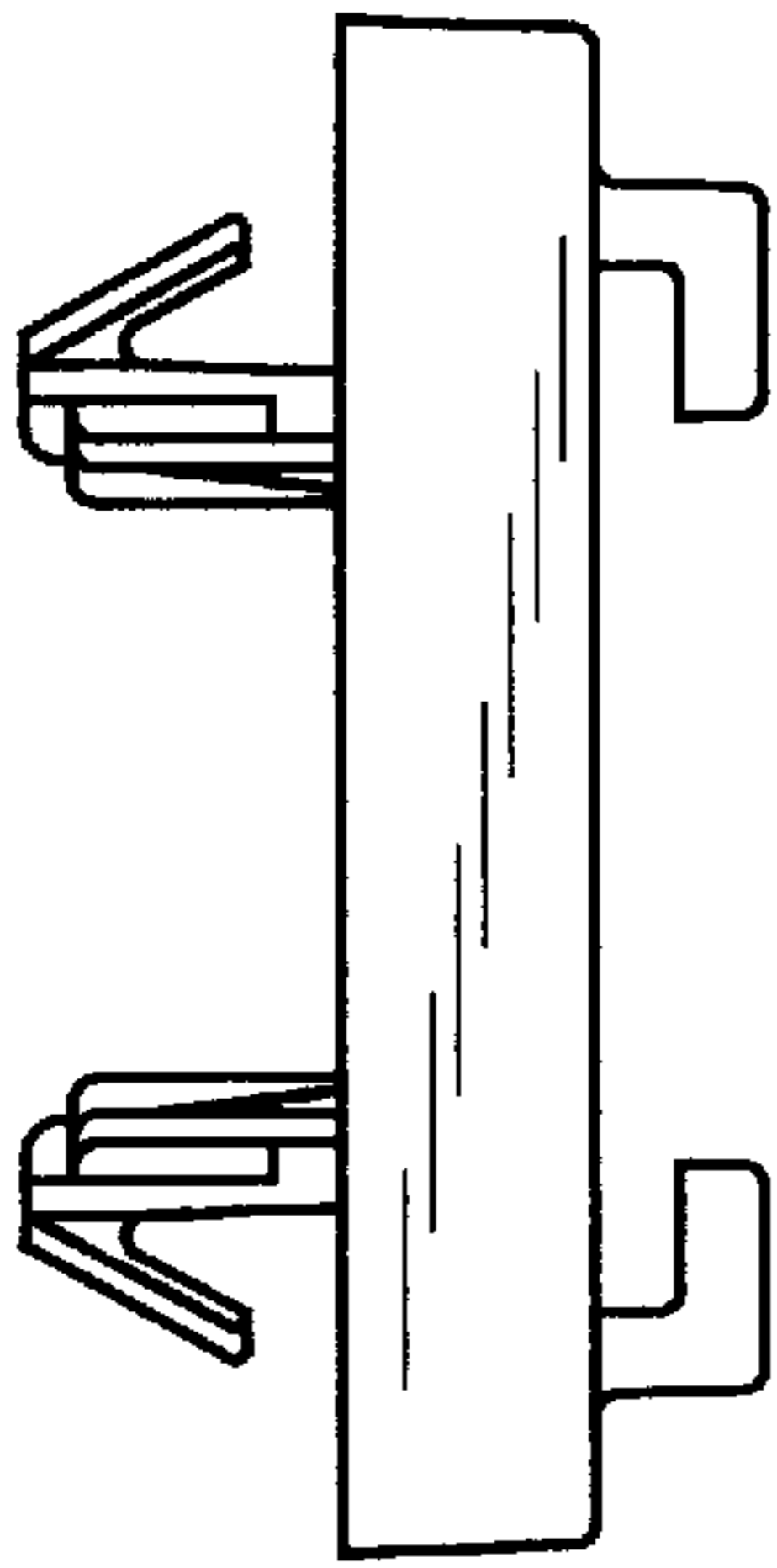


FIG. 3

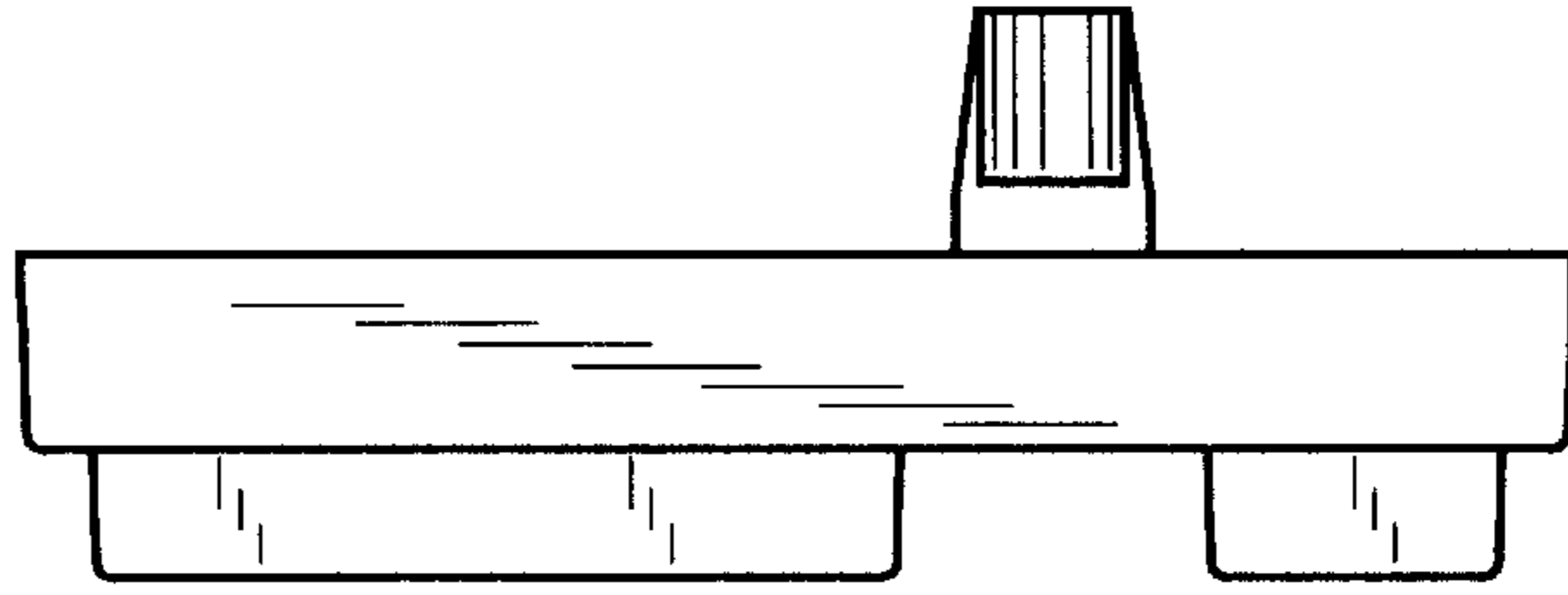


FIG. 5

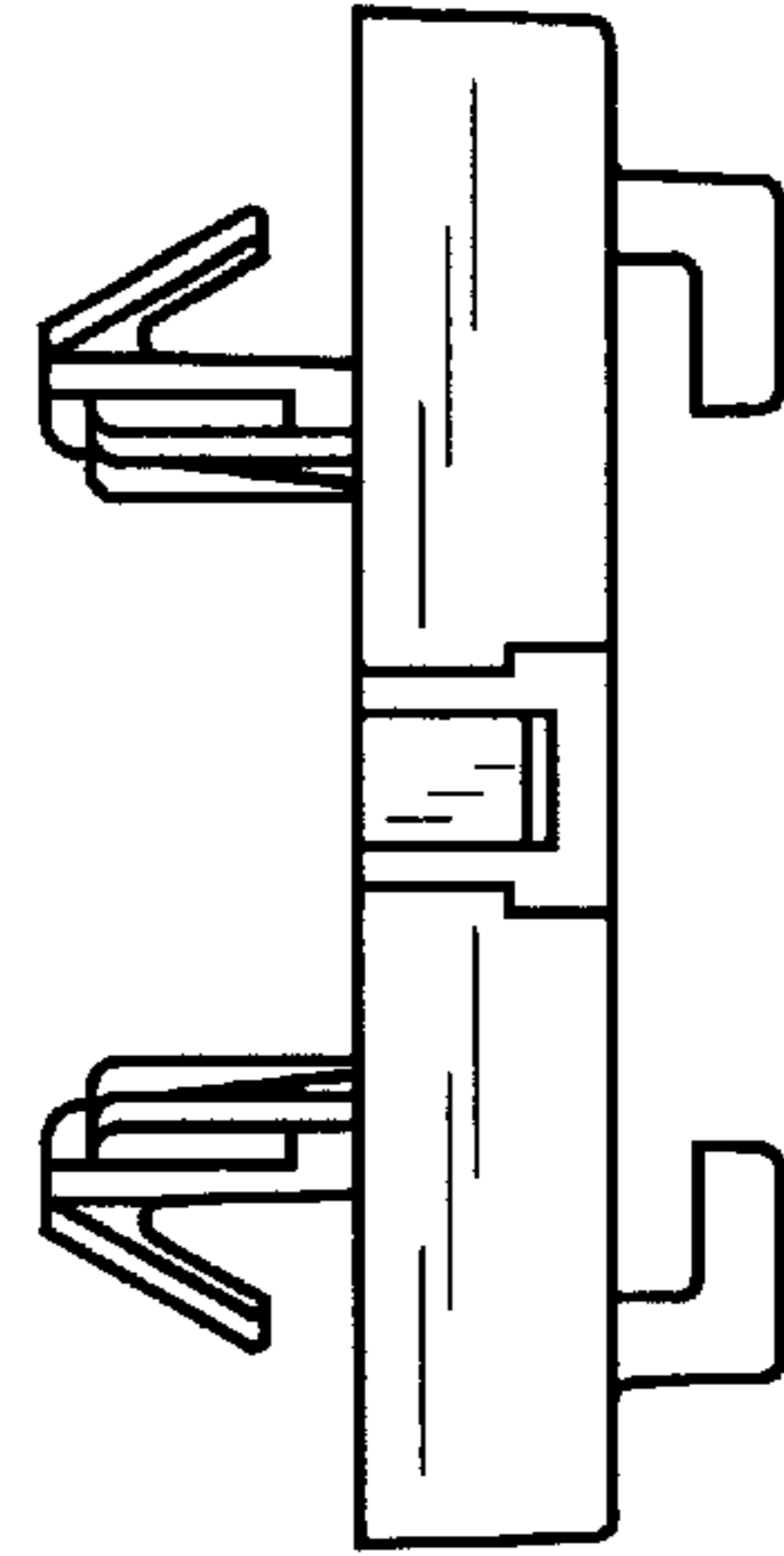


FIG. 4

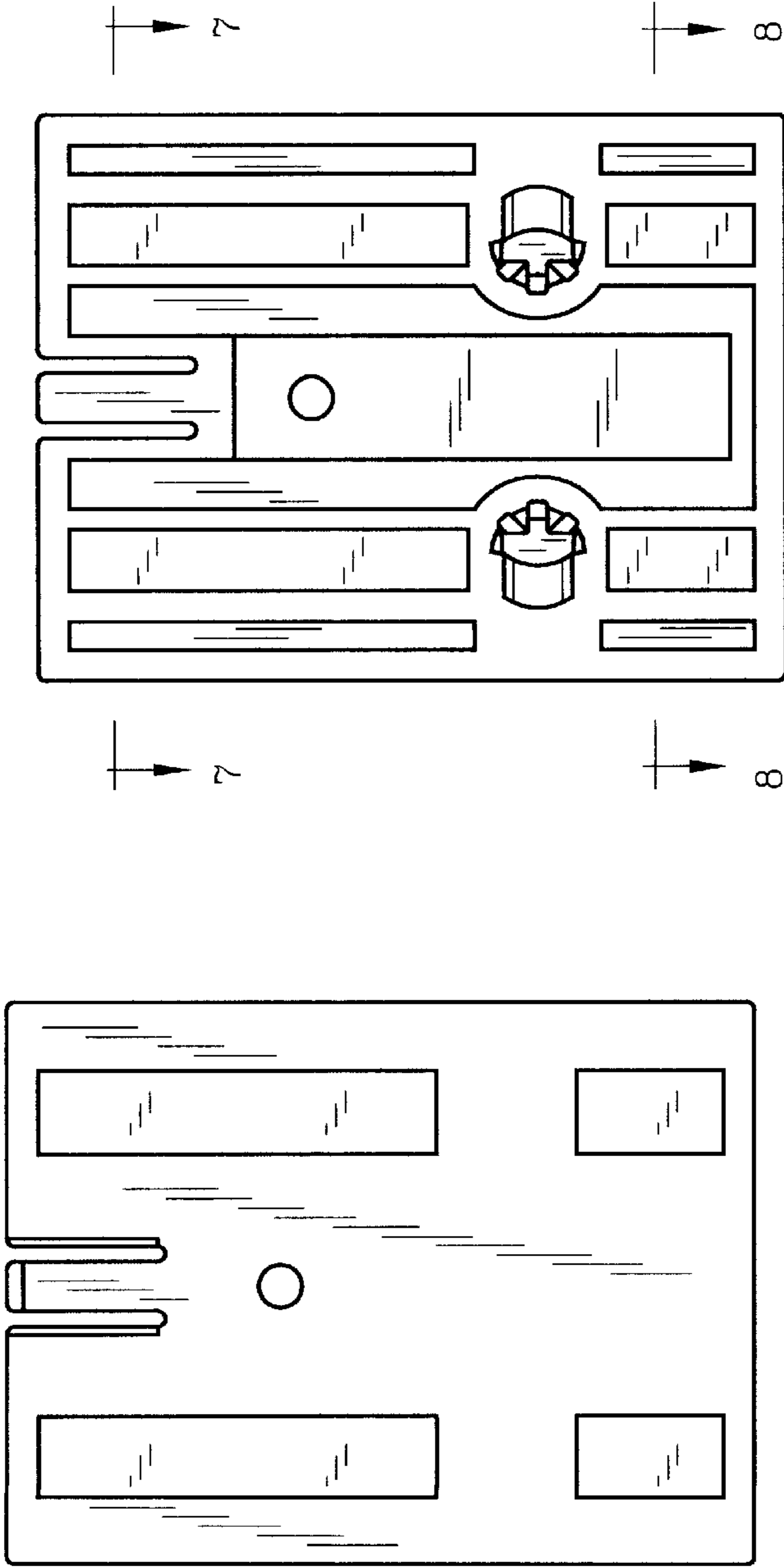


FIG. 2

FIG. 6



FIG. 8

FIG. 7