



US00D468997S

(12) **United States Design Patent**
Chang

(10) **Patent No.:** **US D468,997 S**

(45) **Date of Patent:** **** Jan. 21, 2003**

(54) **HANGER HOOK**

(76) Inventor: **Vincent Chang**, 58, Ma Yuan West St.,
Taichung (TW)

(**) Term: **14 Years**

(21) Appl. No.: **29/157,006**

(22) Filed: **Mar. 12, 2002**

(51) **LOC (7) Cl.** **08-05**

(52) **U.S. Cl.** **D8/356**

(58) **Field of Search** D8/333, 356, 367,
D8/382, 370; 24/115 R, 582.13, 583.11,
587.1, 588.11, 594.11, 598.1, 598.2, 599.1,
599.2, 599.5, 599.6, 599.7, 599.8, 599.9,
600.1, 600.3, 600.9, 583.1; 248/925; 294/82.1,
82.14; 411/400

(56) **References Cited**

U.S. PATENT DOCUMENTS

874,647 A	*	12/1907	Wlatnigg	24/599.1
2,098,466 A	*	11/1937	Rodenbach	24/599.7
4,050,496 A	*	9/1977	Weidler	24/599.1
D281,483 S	*	11/1985	Faidide	D8/367
D282,904 S	*	3/1986	Faidide	D8/367

5,820,181 A	*	10/1998	Le Noach	24/599.1
5,937,490 A	*	8/1999	Mihailovic	24/600.1
D433,311 S	*	11/2000	Luquire	D8/333
D435,764 S	*	1/2001	Schuster	D8/356
D439,506 S	*	3/2001	Striebel	D8/367
6,415,634 B2	*	7/2002	Luquire	24/598.1

* cited by examiner

Primary Examiner—Doris V. Coles
Assistant Examiner—Elizabeth A. Albert

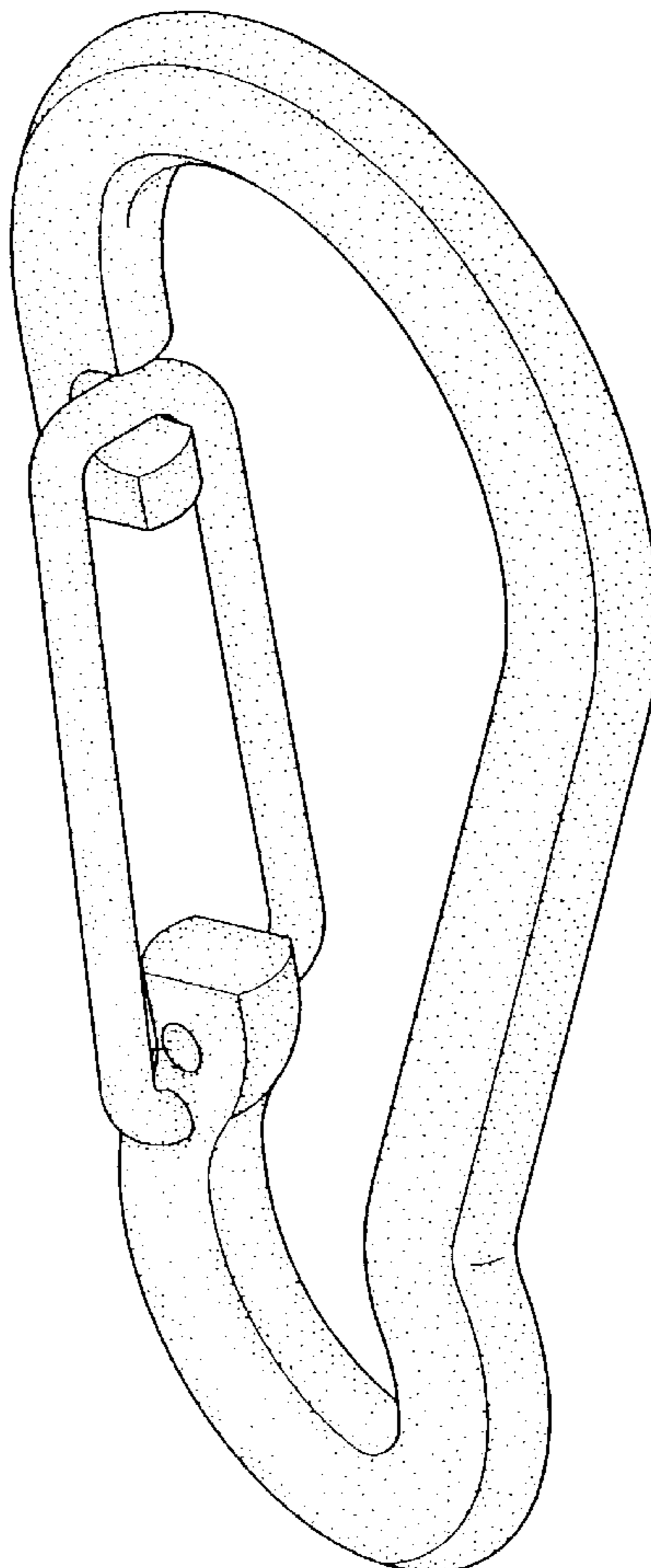
(57) **CLAIM**

The ornamental design for a hanger hook, as shown and described.

DESCRIPTION

FIG. 1 is a perspective view of a hanger hook showing my new design;
FIG. 2 is a front elevational view thereof;
FIG. 3 is a rear elevational view thereof;
FIG. 4 is a left side elevational view thereof;
FIG. 5 is a right side elevational view thereof;
FIG. 6 is a top plan view thereof; and,
FIG. 7 is a bottom plan view thereof.

1 Claim, 6 Drawing Sheets



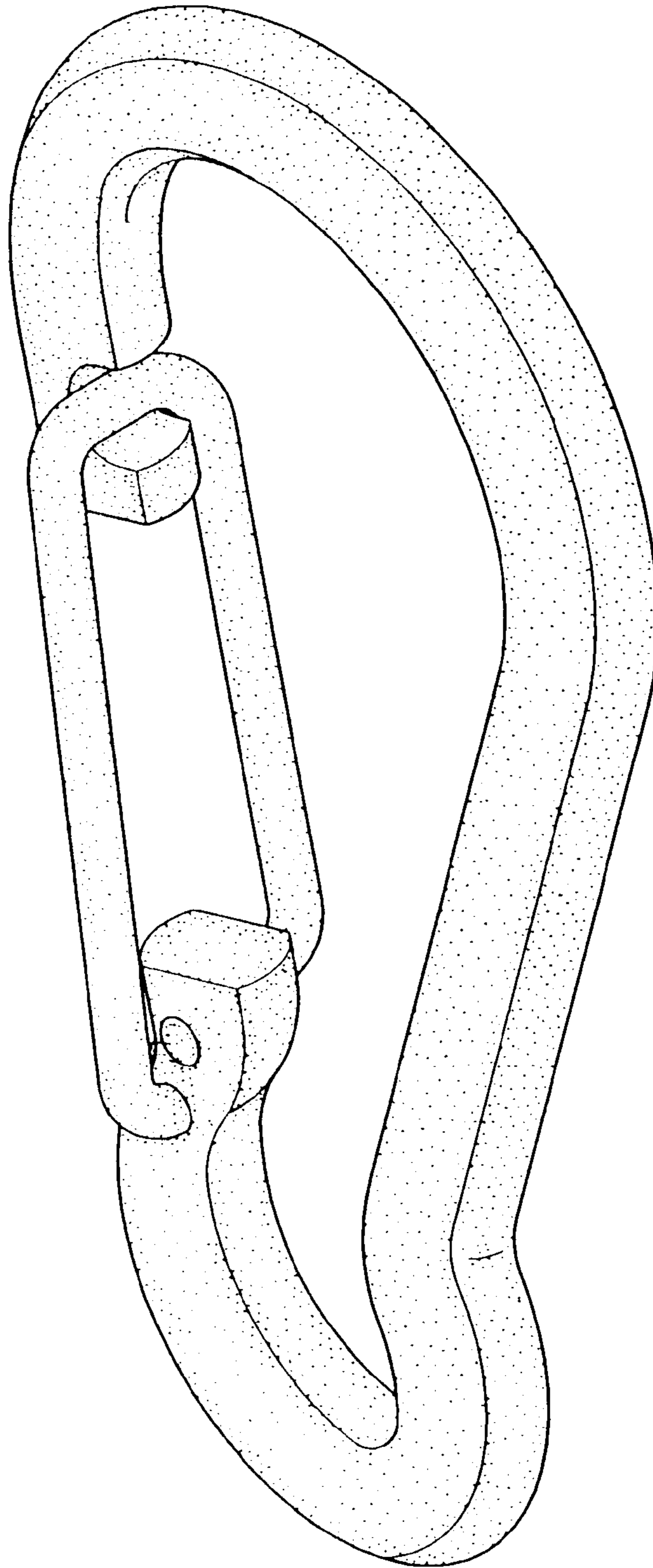


FIG. 1

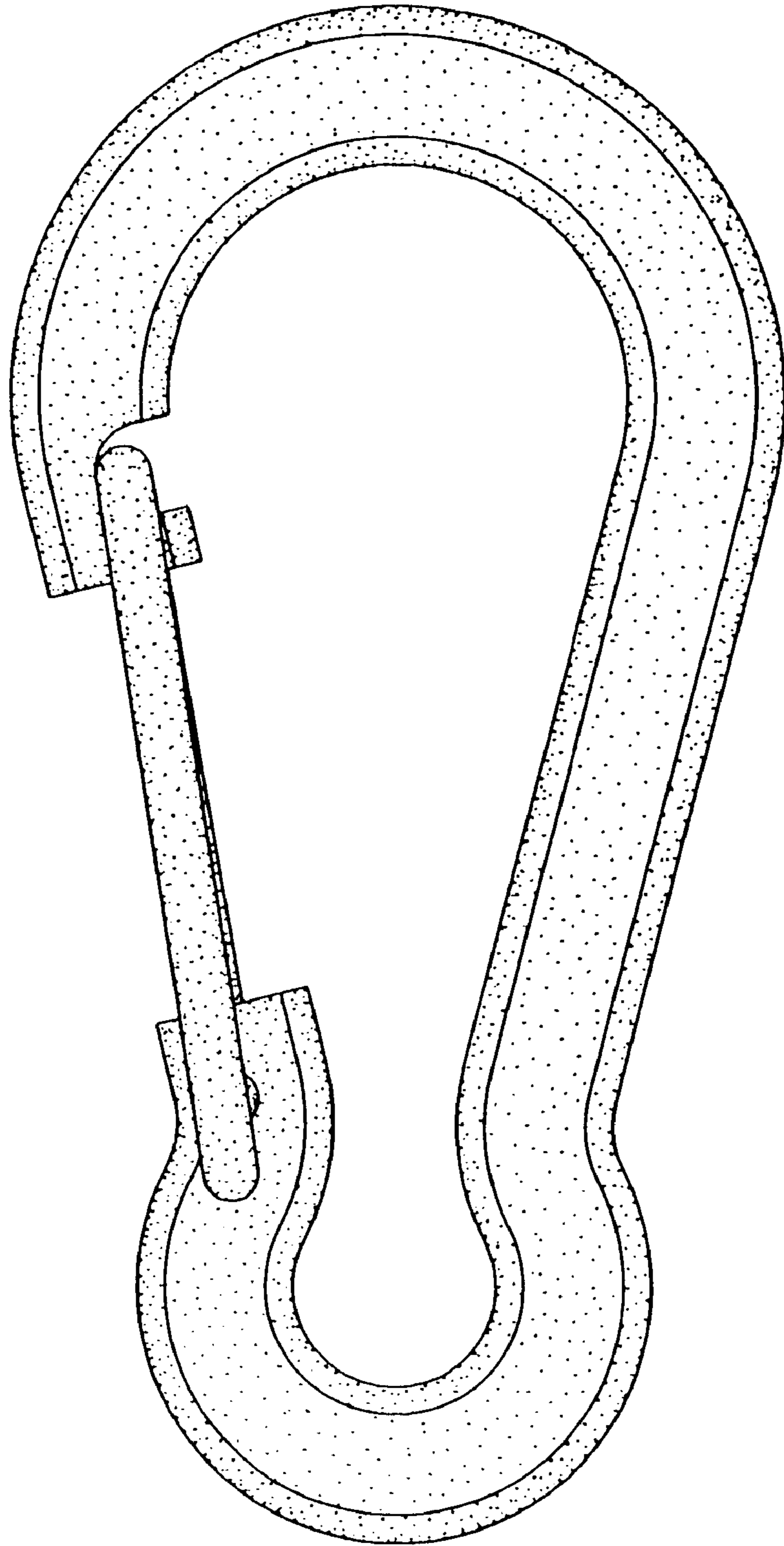
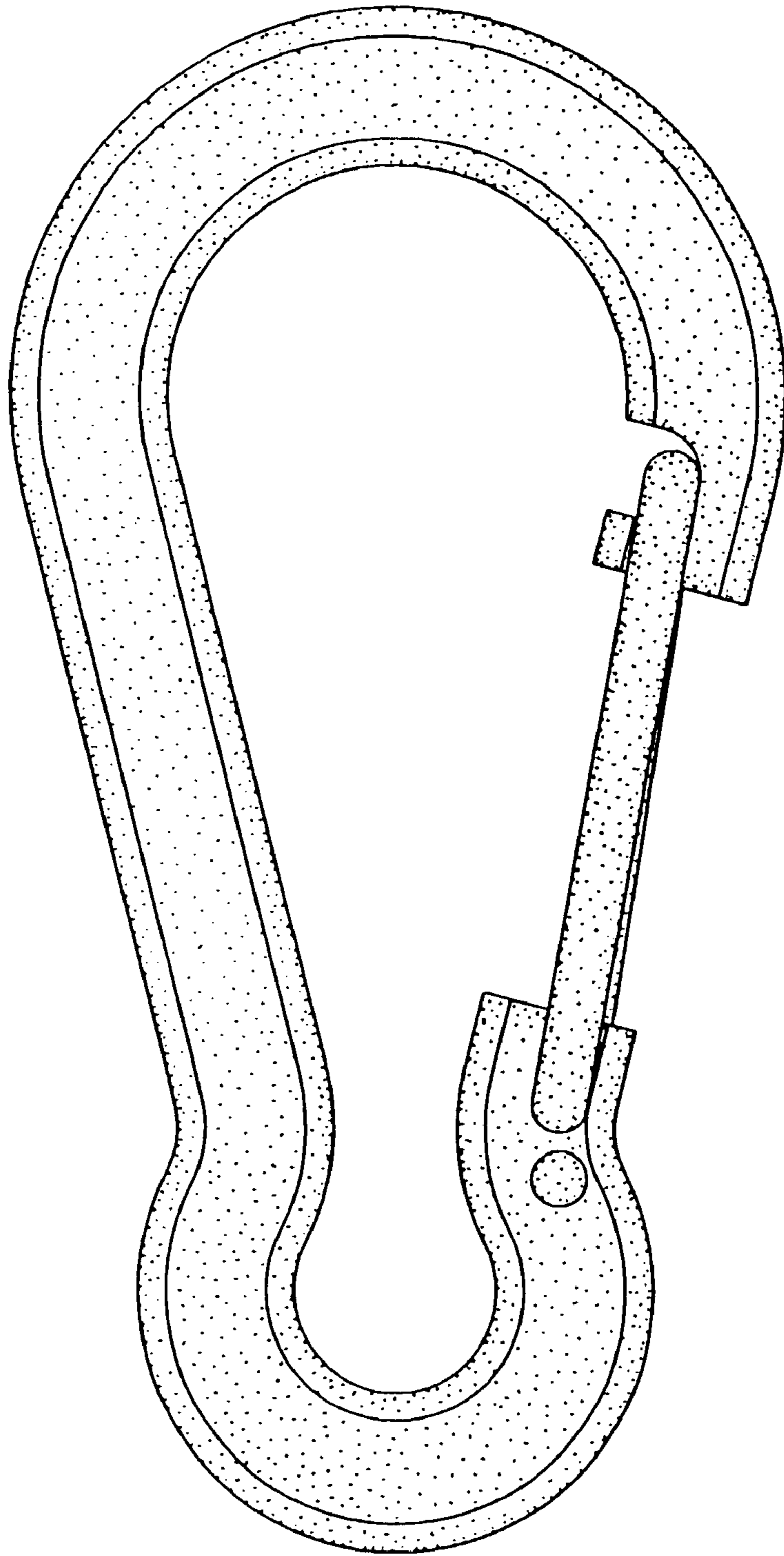



FIG. 2



F I G. 3



F I G. 4




FIG. 5

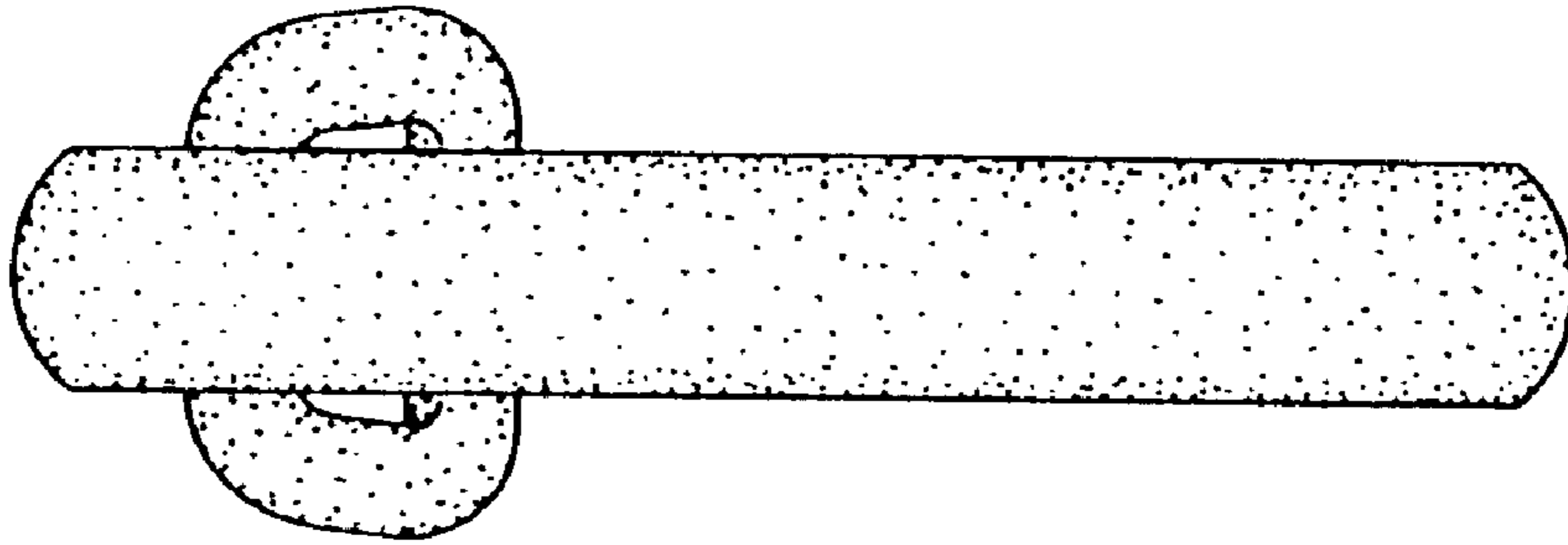


FIG. 6

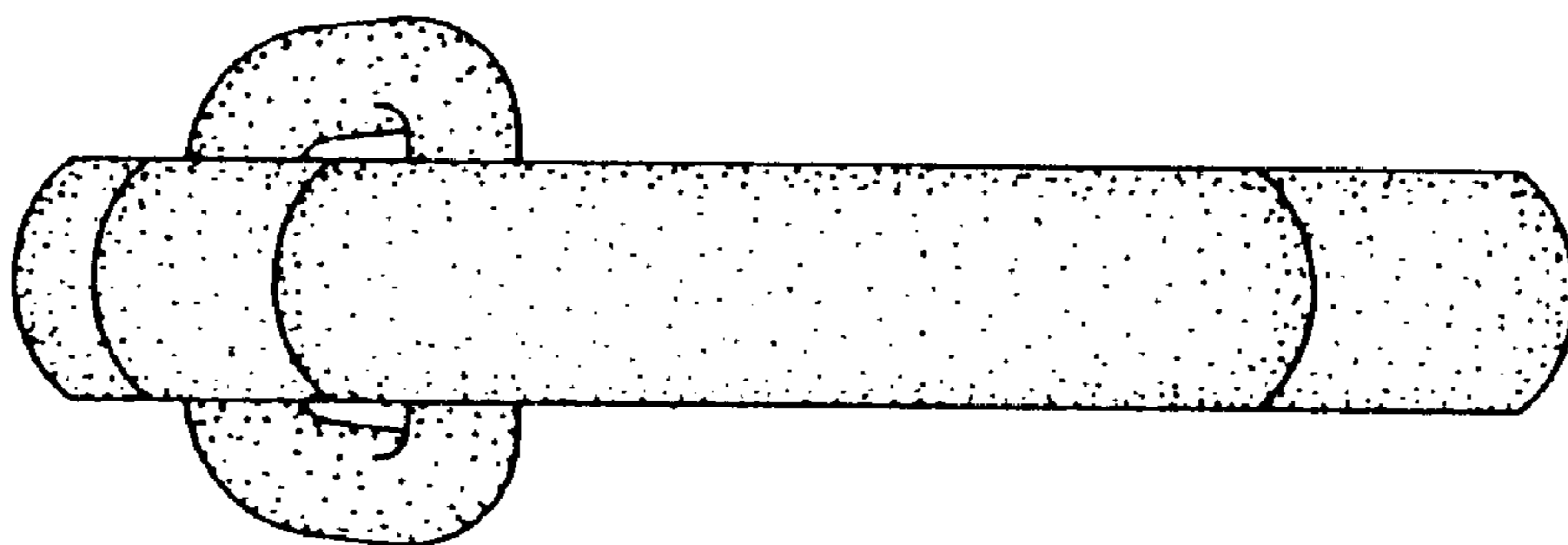


FIG. 7