



US00D468995S

(12) **United States Design Patent**
Ryan et al.

(10) **Patent No.:** **US D468,995 S**
(45) **Date of Patent:** **** Jan. 21, 2003**

(54) **BRACKET**

(75) Inventors: **Peter Ryan, Reversby (AU); Geoffrey Grimish, Reversby (AU)**

(73) Assignee: **Ezi-Block Pty Limited, Reversby (AU)**

(**) Term: **14 Years**

(21) Appl. No.: **29/150,339**

(22) Filed: **Nov. 21, 2001**

(30) **Foreign Application Priority Data**

May 21, 2001 (AU) 1624/2001

(51) **LOC (7) Cl.** **08-08**

(52) **U.S. Cl.** **D8/349**

(58) **Field of Search** D8/349, 354, 355, D8/363, 364, 373, 380, 382, 381; 52/167.1, 167.2, 167.3, 167.4, 167.5, 167.6, 167.7, 167.8, 167.9; 248/121, 200, 201, 206.1, 207, 220.21, 235, 351, 903; D6/572

(56)

References Cited

U.S. PATENT DOCUMENTS

D244,005 S * 4/1977 Dimiceli et al. D8/364
4,596,489 A * 6/1986 Mariol et al. 40/606
5,491,944 A * 2/1996 Mors et al. 52/167.7
5,533,307 A * 7/1996 Tsai et al. 52/167.3
6,171,540 B1 * 1/2001 Ibaragi 248/200

* cited by examiner

Primary Examiner—Doris V. Coles

Assistant Examiner—Elizabeth A. Albert

(74) *Attorney, Agent, or Firm*—Kinney & Lange, P.A.

(57)

CLAIM

The ornamental design for a bracket, as shown and described.

DESCRIPTION

FIG. 1 is a front perspective view of a bracket embodying my design; and,

FIG. 2 is a rear perspective view thereof.

1 Claim, 1 Drawing Sheet

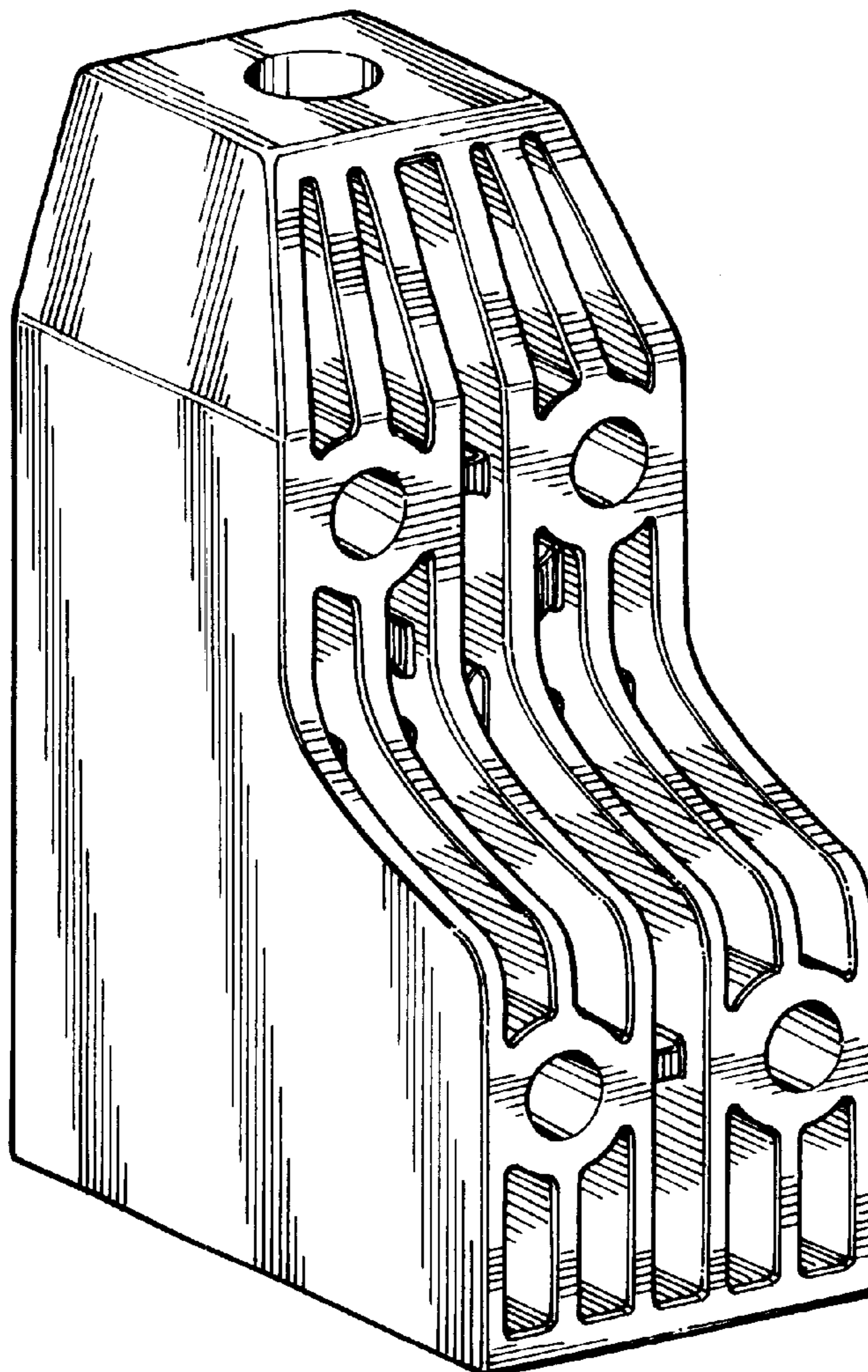


FIG. 1

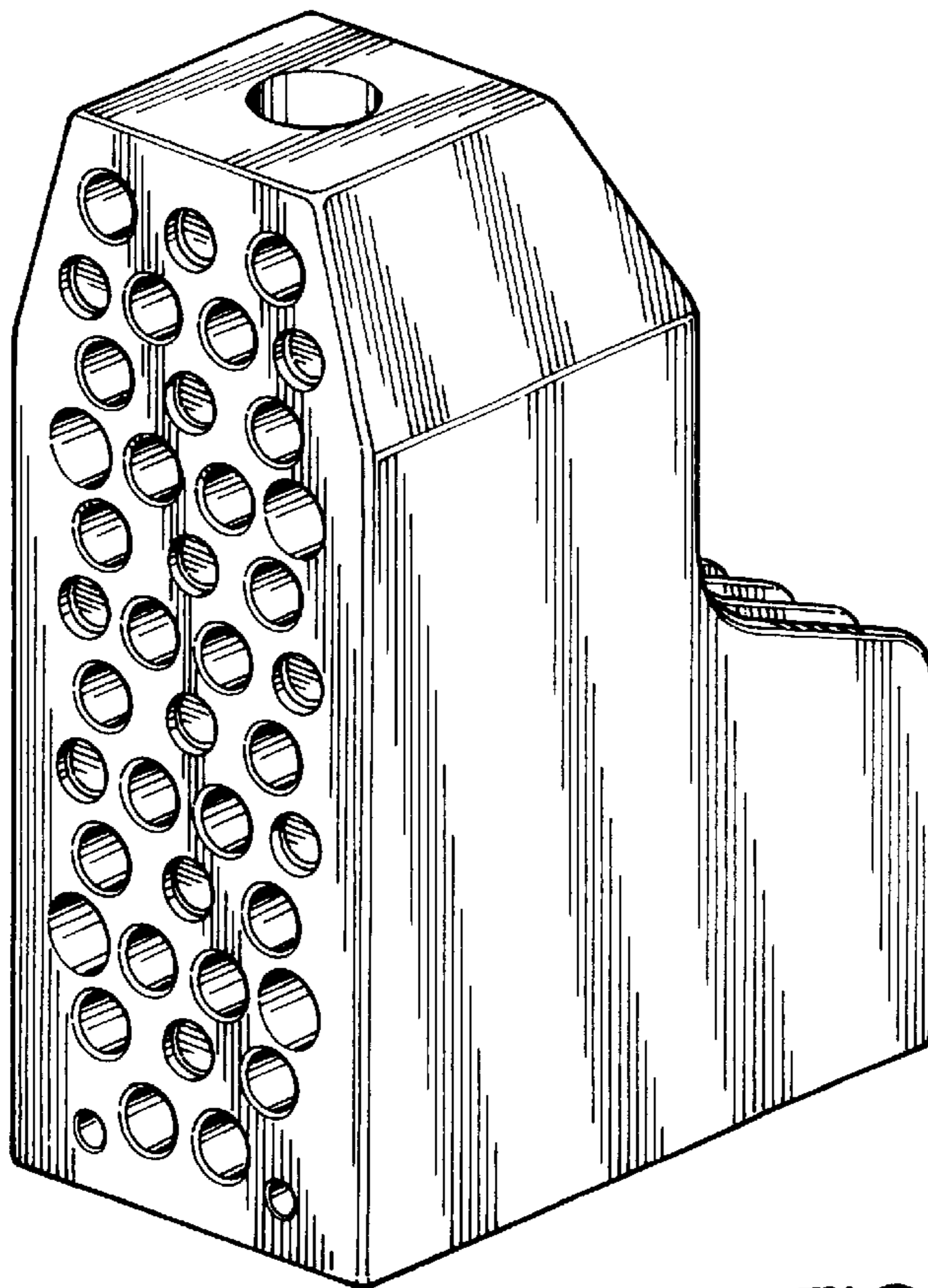
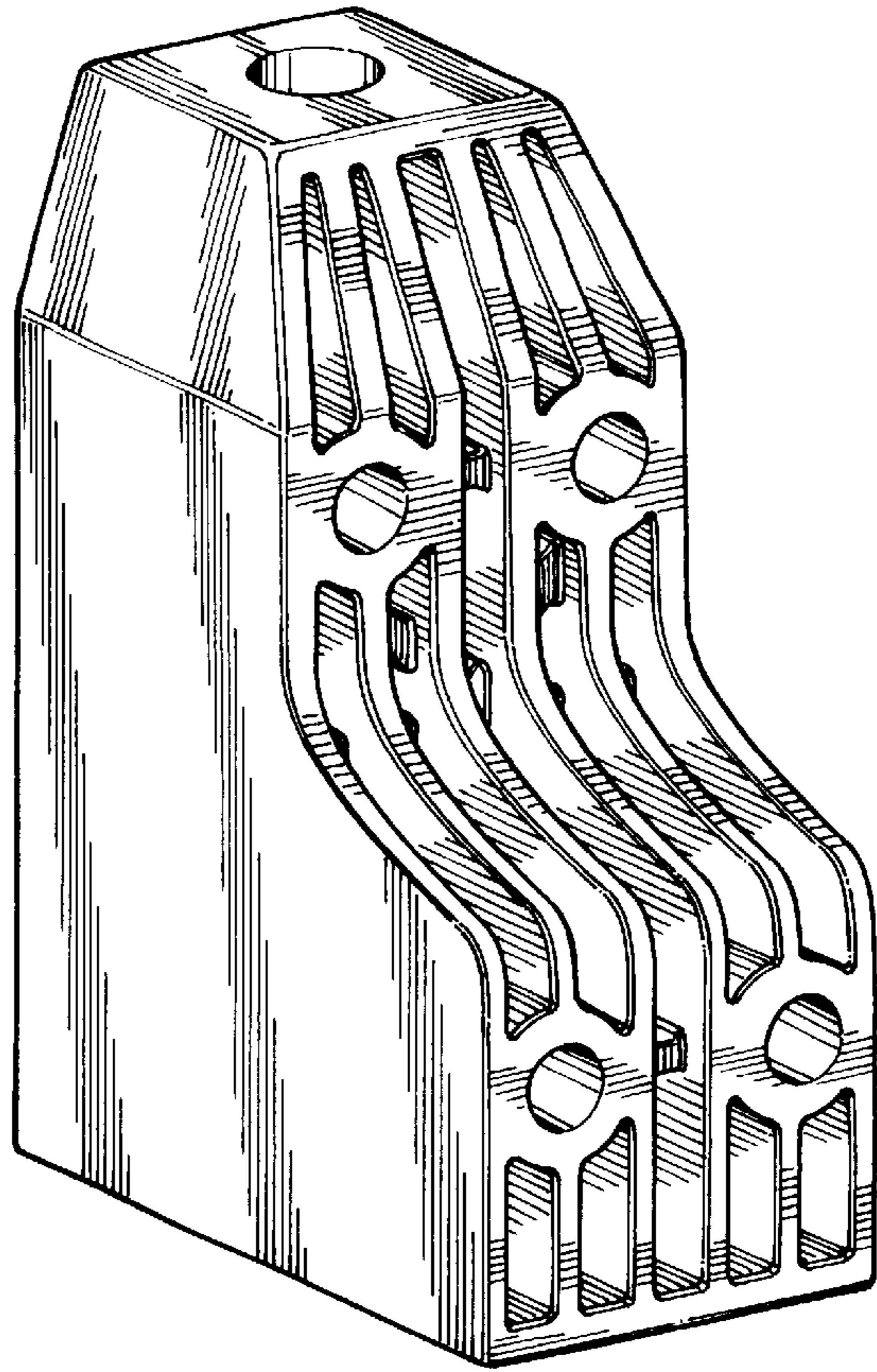


FIG. 2