



US00D468987S

(12) **United States Design Patent**  
**Dreyfus et al.**

(10) **Patent No.:** **US D468,987 S**

(45) **Date of Patent:** **\*\* Jan. 21, 2003**

(54) **MULTI-FUNCTION TOOL FOR USE BY DIVERS**  
  
(75) Inventors: **Lowell J. Dreyfus**, Simi Valley, CA (US); **Thomas J. Bird**, Northridge, CA (US)

(73) Assignee: **Underwater Diving Inc.**, Chatsworth, CA (US)

(\*\*) Term: **14 Years**

(21) Appl. No.: **29/162,576**

(22) Filed: **Aug. 13, 2002**

(51) **LOC (7) Cl.** ..... **08-05**

(52) **U.S. Cl.** ..... **D8/105**; D8/26

(58) **Field of Search** ..... D8/17, 21, 22, D8/23-25, 26, 27-29, 47, 55, 82, 85-87, 105, 106, 107; 81/361, 165, 130, 315, 137, 139; 7/125, 134, 138, 128, 139, 140, 118, 158, 165, 167, 168, 170

(56) **References Cited**

**U.S. PATENT DOCUMENTS**

1,811,982 A \* 6/1931 Soustre ..... 7/118  
3,190,154 A \* 6/1965 Chapman ..... 81/315  
4,122,569 A \* 10/1978 Hitchcock ..... 7/134

4,967,435 A \* 11/1990 Seals ..... 7/139  
5,535,650 A \* 7/1996 McNatt ..... 81/361  
D374,389 S \* 10/1996 Lin ..... D8/105  
5,920,935 A \* 7/1999 Beck ..... 7/128  
D422,875 S \* 4/2000 Beck ..... D8/105  
D455,939 S \* 4/2002 Allen ..... D8/26

\* cited by examiner

*Primary Examiner*—Martie K. Holtje

(74) *Attorney, Agent, or Firm*—Harvey S. Hertz

(57) **CLAIM**

The ornamental design for a multi-function tool for use by divers, as shown and described.

**DESCRIPTION**

FIG. 1 is a top and front perspective view of a multi-function tool for use by divers showing our new design;  
FIG. 2 is a front view thereof;  
FIG. 3 is a rear view thereof;  
FIG. 4 is a top view thereof;  
FIG. 5 is a bottom view thereof;  
FIG. 6 is a left side view thereof.  
FIG. 7 is a right side view thereof; and,  
FIG. 8 is an alternative front view illustrating the tools which are normally secured in the interior of the housing.

**1 Claim, 2 Drawing Sheets**

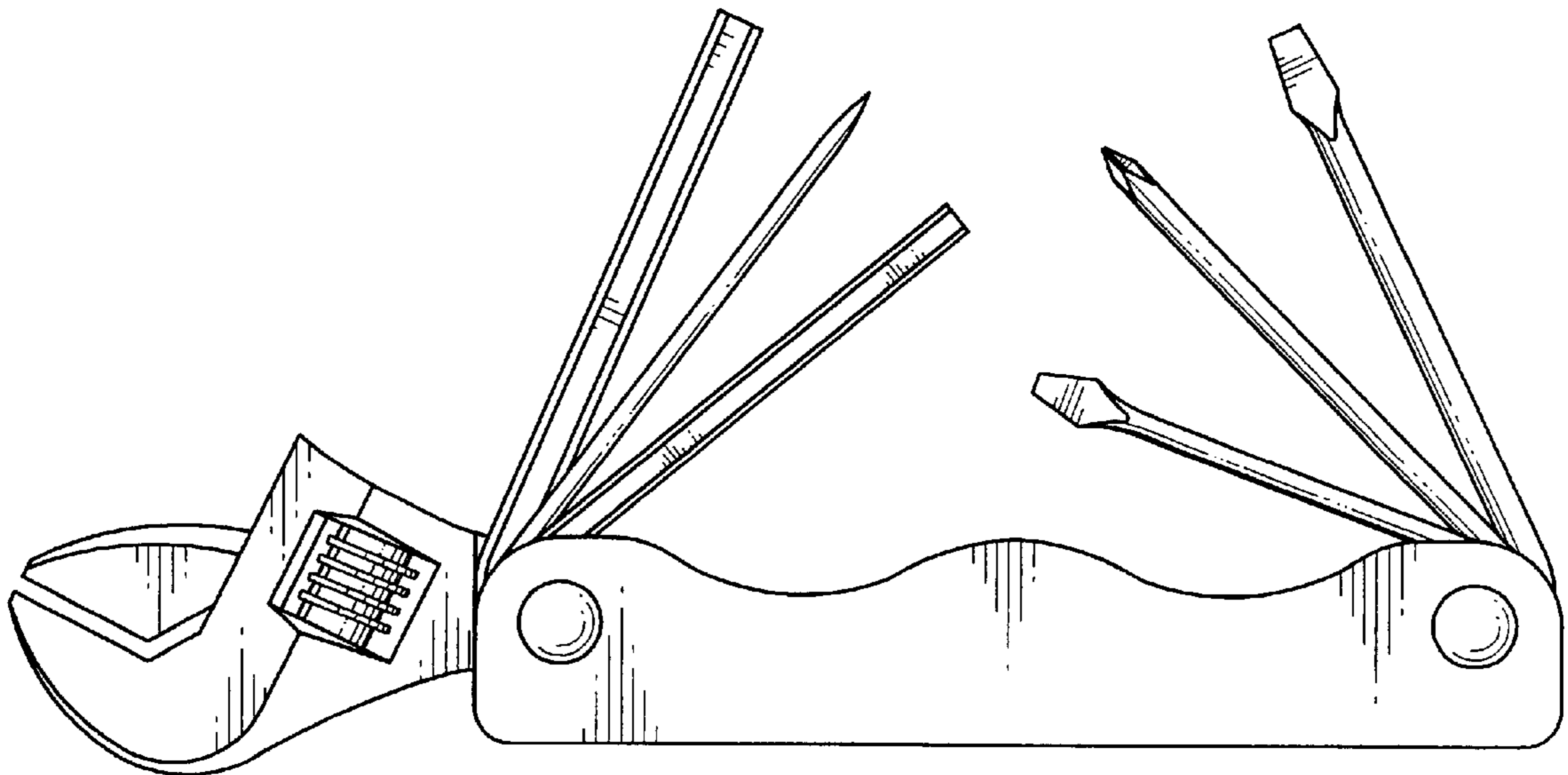


FIG. 1

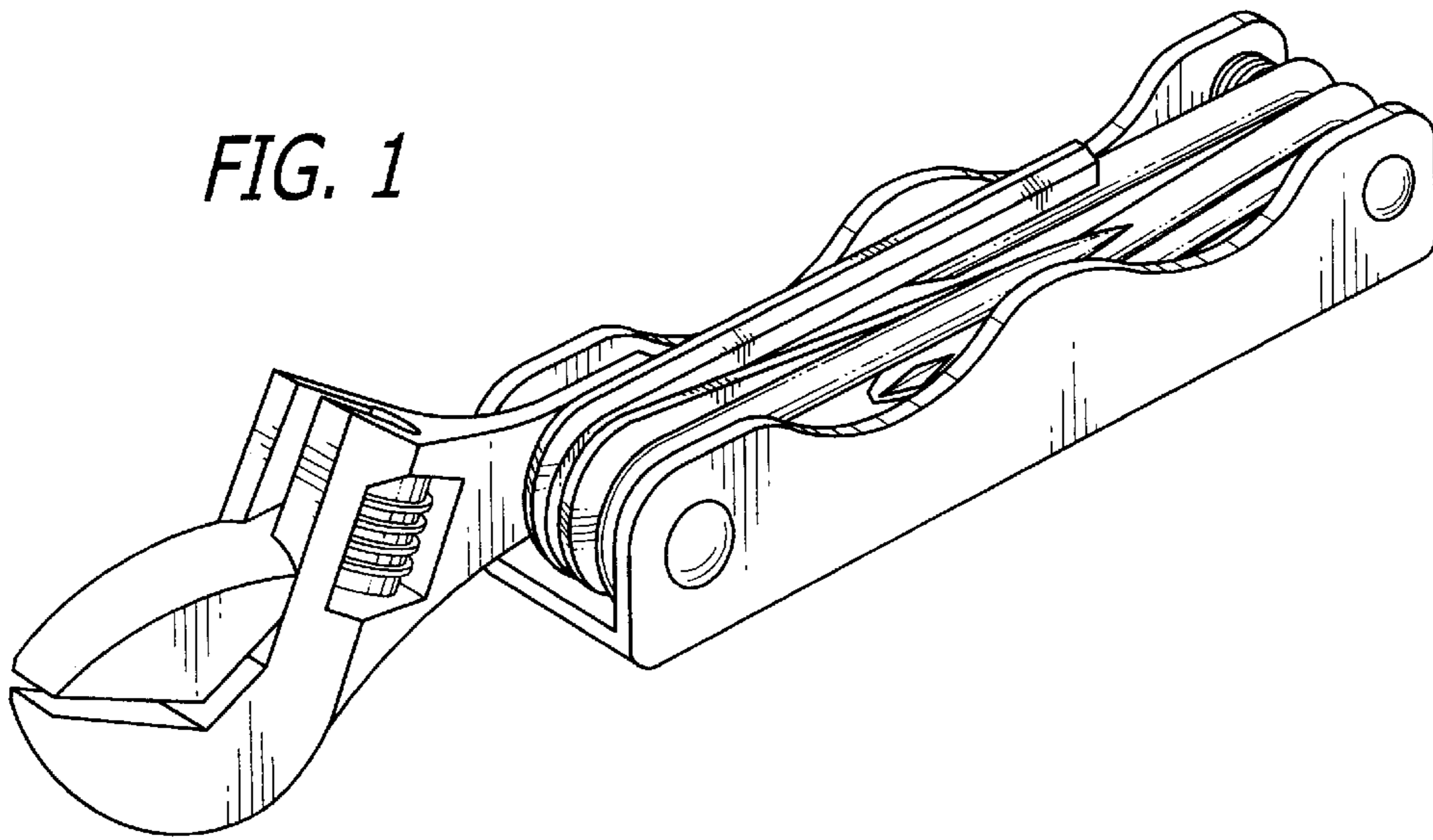


FIG. 2

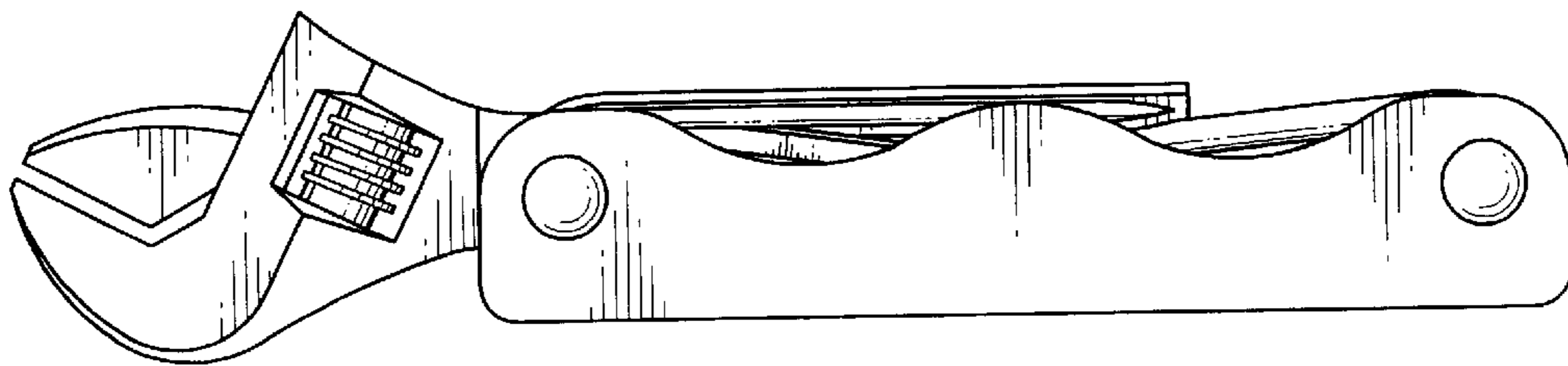


FIG. 3

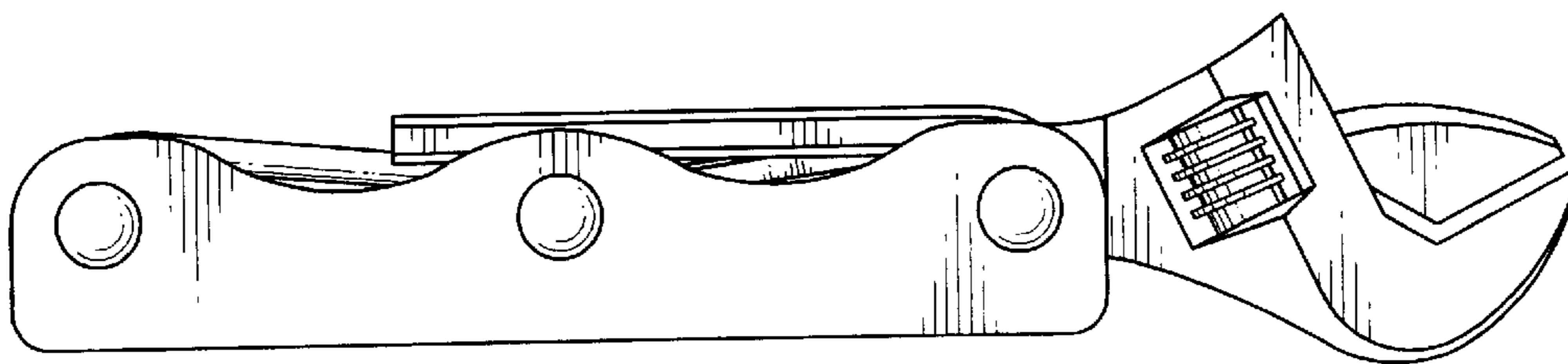


FIG. 4

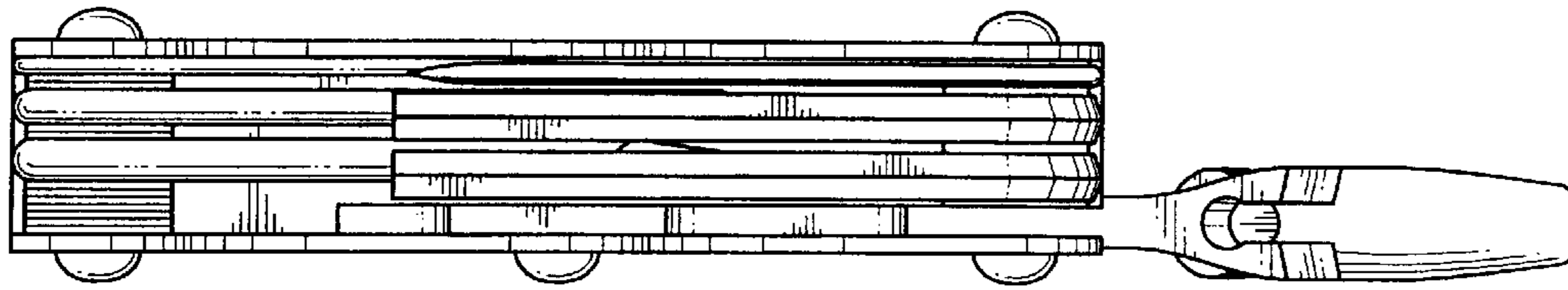


FIG. 5

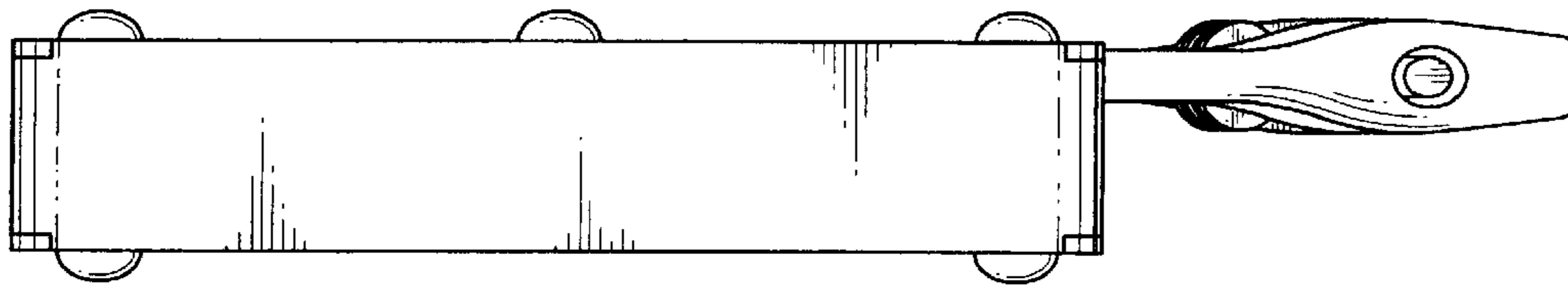


FIG. 6




FIG. 7




FIG. 8

