



US00D468986S

(12) **United States Design Patent**  
**Kan**

(10) **Patent No.:** **US D468,986 S**

(45) **Date of Patent:** **\*\* Jan. 21, 2003**

(54) **OPENER FOR PACKAGING FILM**

(76) **Inventor:** **Elvin Man Kit Kan**, Room 1905,  
19/F., Tai sang Commercial Bldg.,  
24-34 Hennessy Rd., Wan Chai (HK)

(\*\*) **Term:** **14 Years**

(21) **Appl. No.:** **29/156,524**

(22) **Filed:** **Mar. 4, 2002**

(51) **LOC (7) Cl.** ..... **08-03**

(52) **U.S. Cl.** ..... **D8/98; D8/14; D11/79**

(58) **Field of Search** ..... **D8/14, 98, 99,**  
**D8/100; D11/91, 79, 80; 30/280, 287, 289,**  
**294, 310, 319**

(56) **References Cited**

**U.S. PATENT DOCUMENTS**

D298,102 S	*	10/1988	Gugler	.....	D8/101
D337,930 S	*	8/1993	Jones, Jr.	.....	D8/98
D370,164 S	*	5/1996	McCracken	.....	D8/98
5,666,731 A	*	9/1997	Rungren	.....	30/2
5,740,610 A	*	4/1998	Ayer et al.	.....	30/2

D419,417 S	*	1/2000	Kane	.....	D8/98
D423,318 S	*	4/2000	Lacy	.....	D8/98
D424,397 S	*	5/2000	Wiseman	.....	D8/98
D435,775 S	*	1/2001	Rothschild et al.	.....	D8/98

\* cited by examiner

*Primary Examiner*—Philip S. Hyder  
(74) *Attorney, Agent, or Firm*—Rabin & Berdo, P.C.

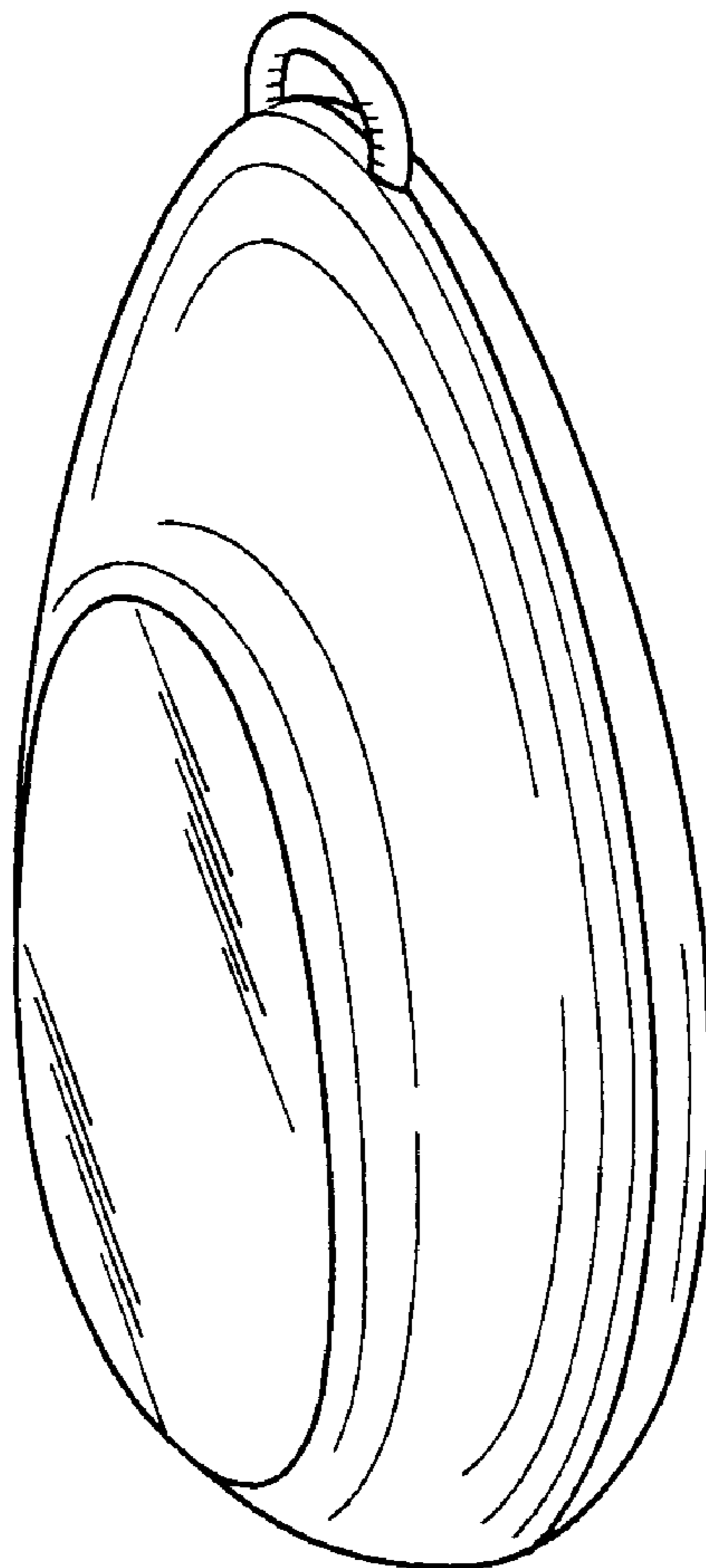
(57) **CLAIM**

The ornamental design is for an opener for packaging film, as shown and described.

**DESCRIPTION**

FIG. 1 is a front view of an opener for packaging film showing my new design;  
FIG. 2 is a rear view thereof;  
FIG. 3 is a left side view thereof;  
FIG. 4 is a right side view thereof;  
FIG. 5 is a top plan view thereof;  
FIG. 6 is a bottom plan view thereof; and,  
FIG. 7 is a perspective view thereof.

**1 Claim, 7 Drawing Sheets**



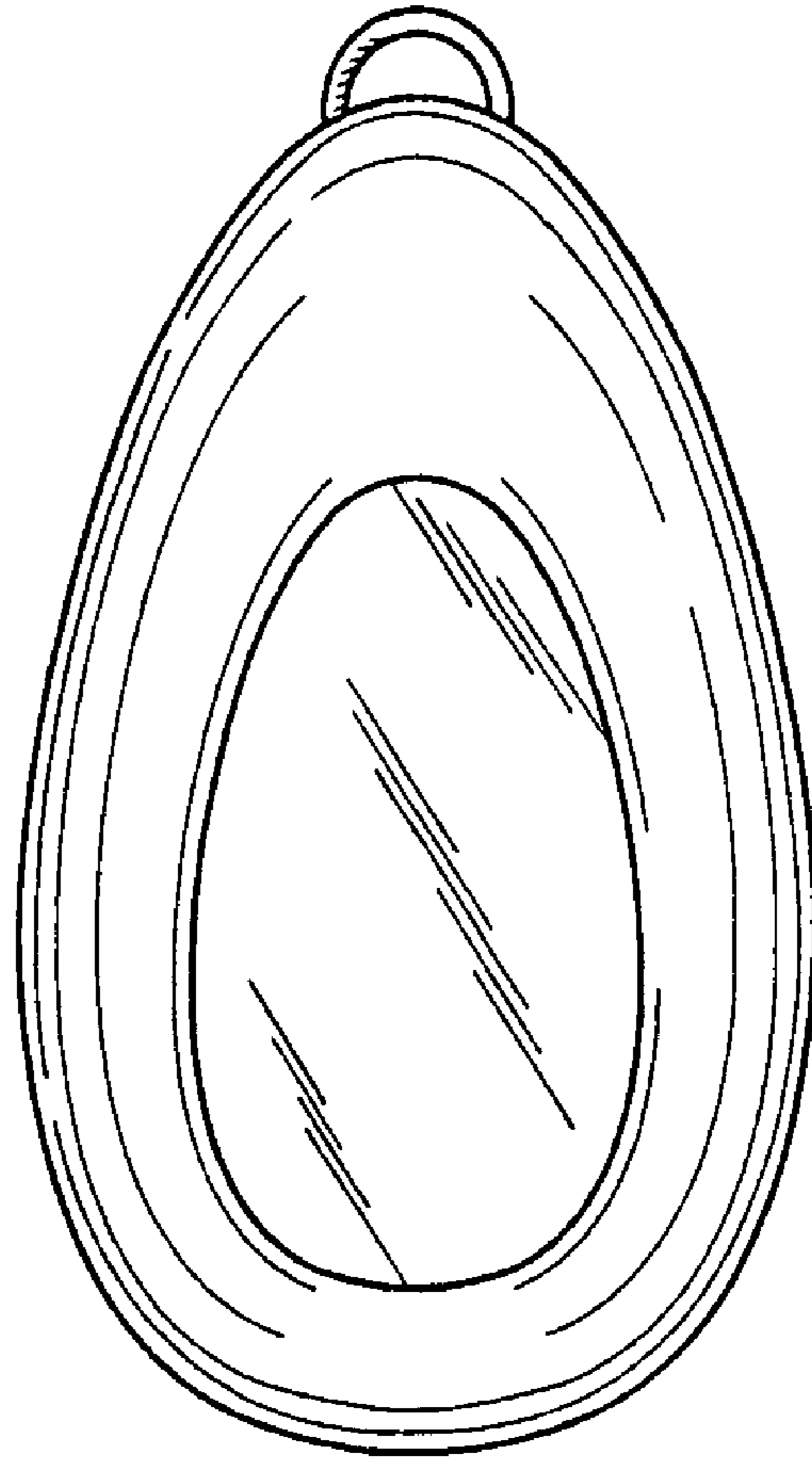


FIG 1

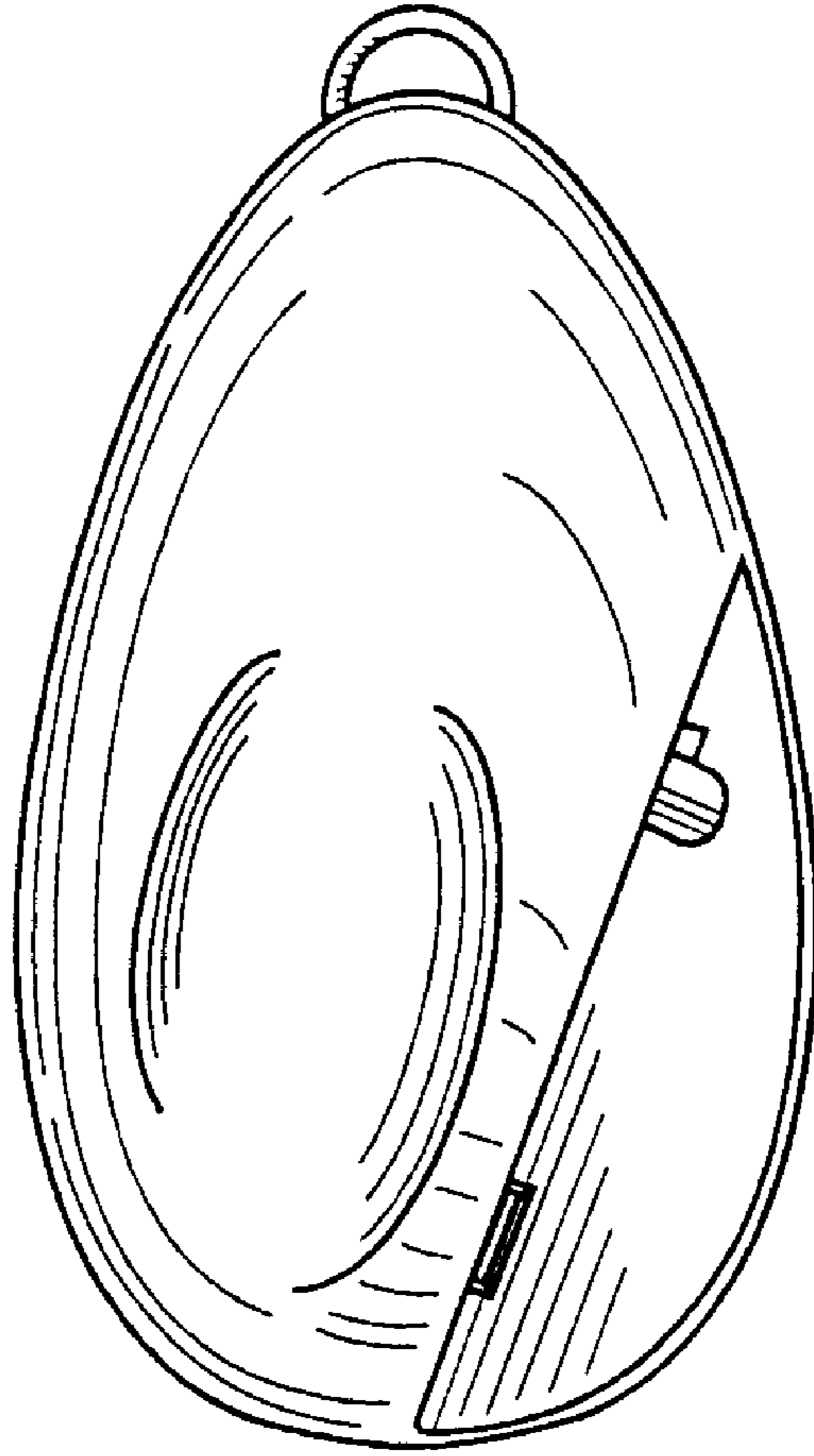


FIG 2

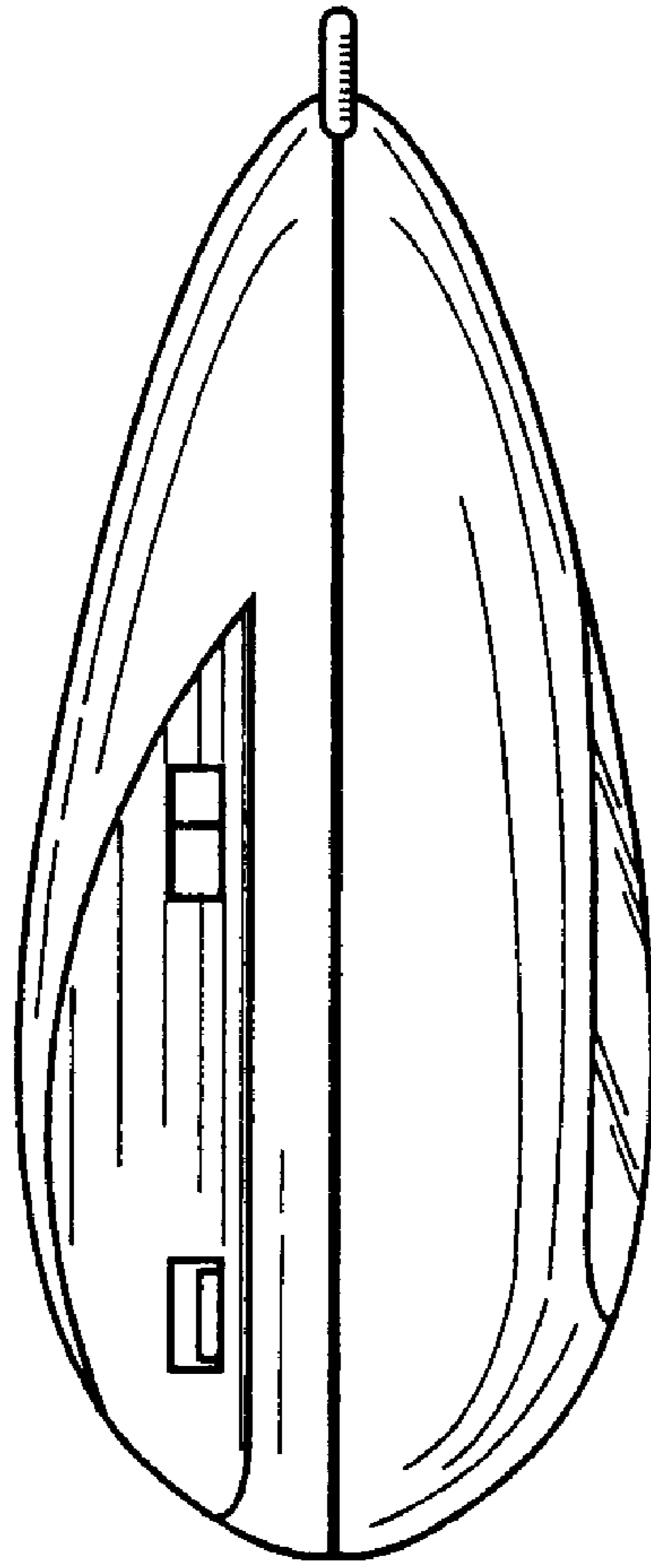


FIG 3

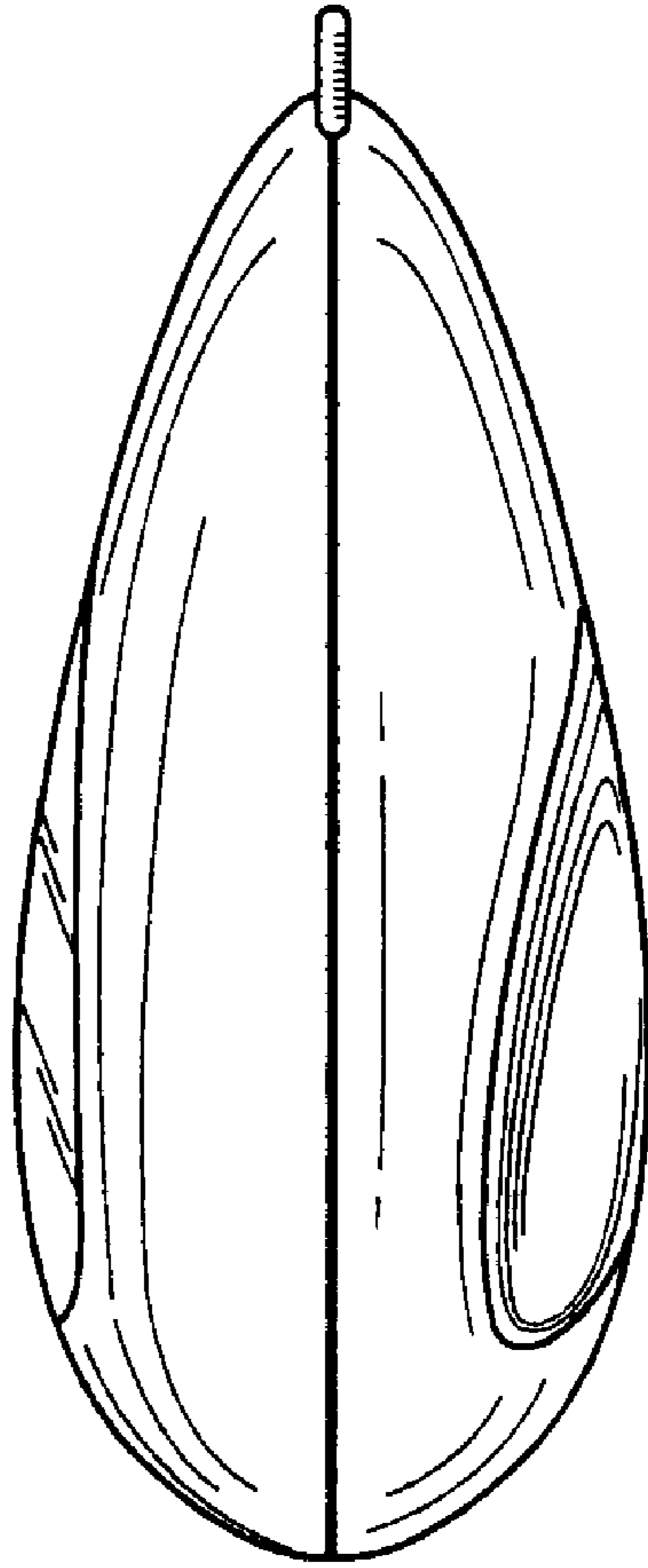


FIG 4

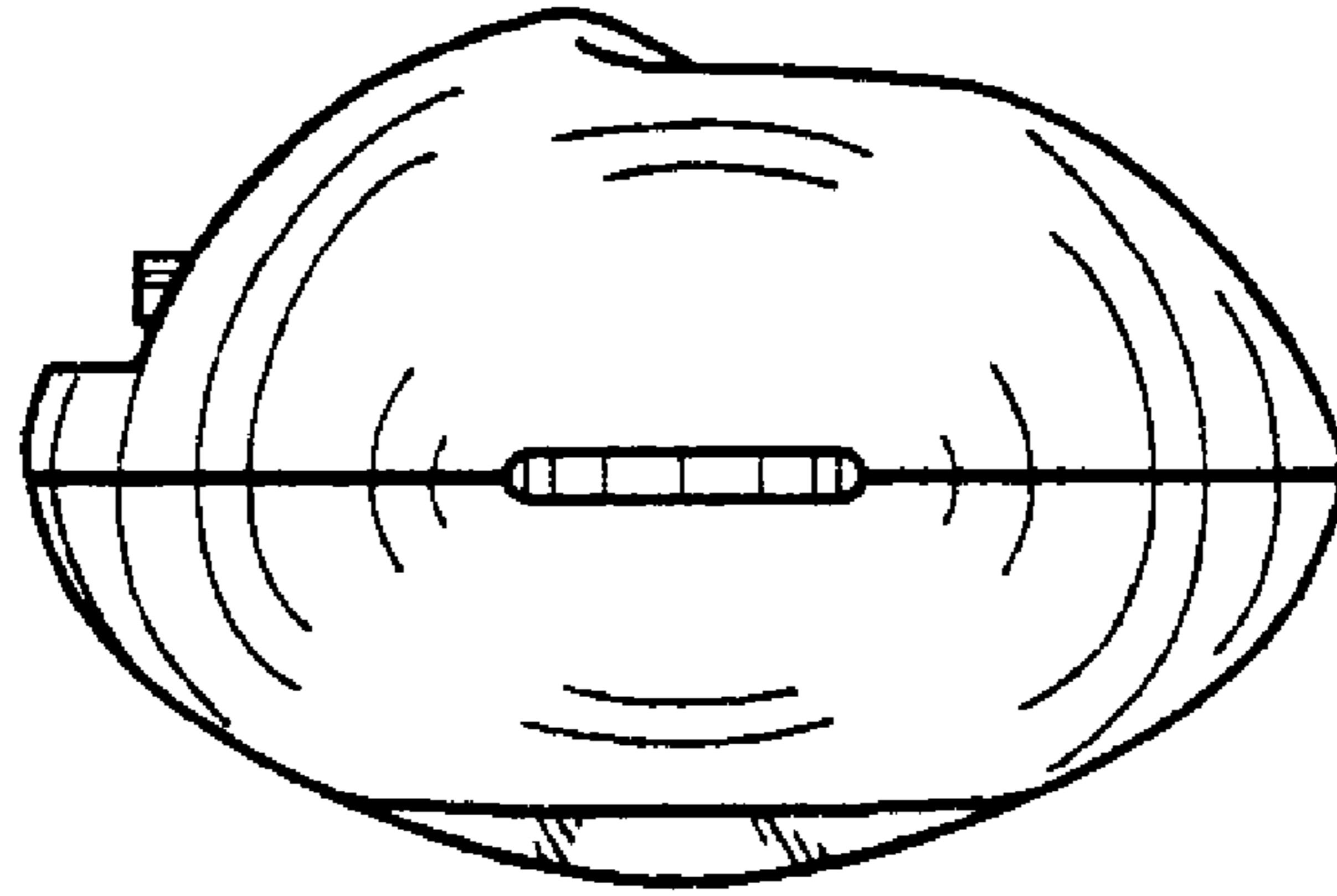


FIG 5

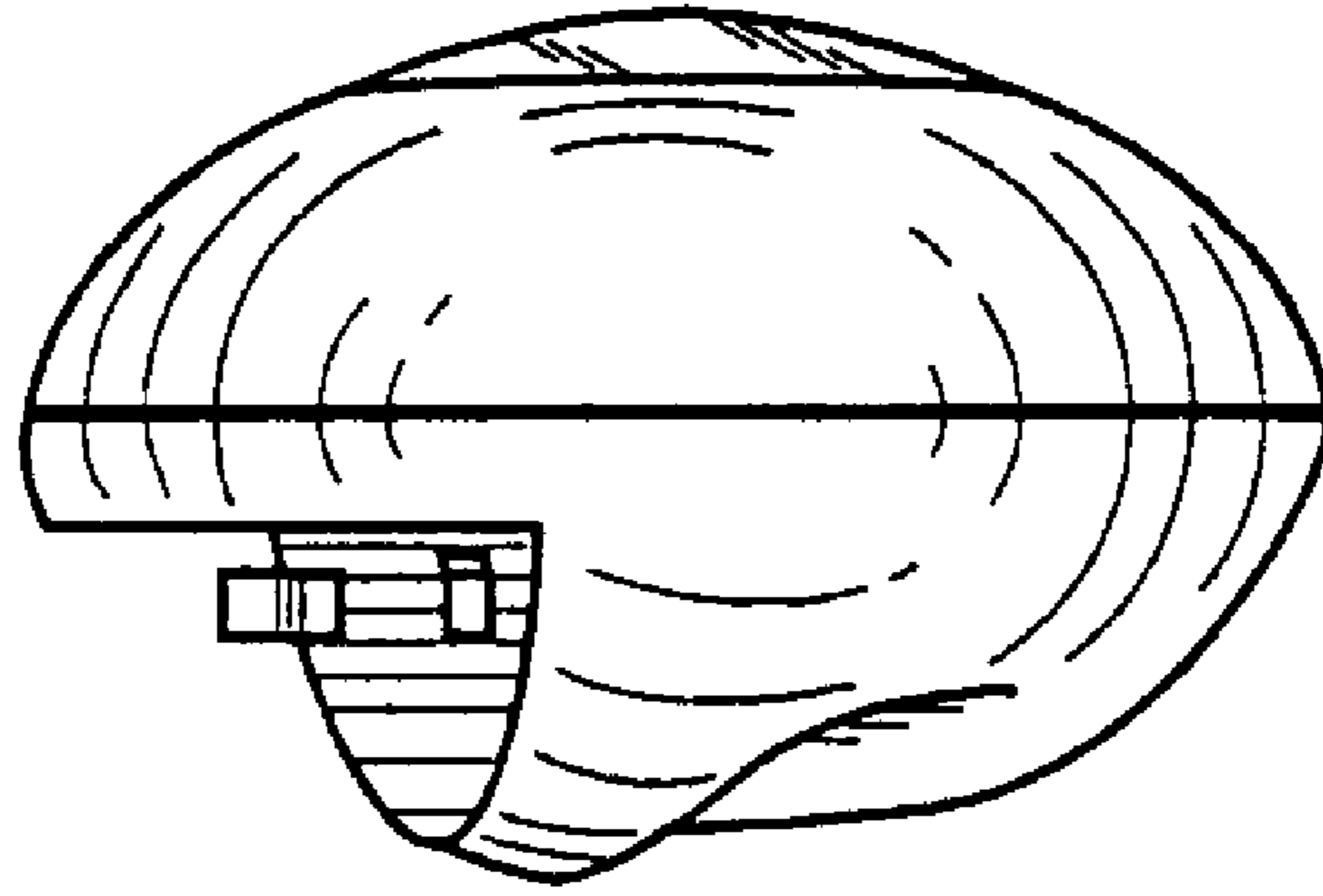


FIG 6

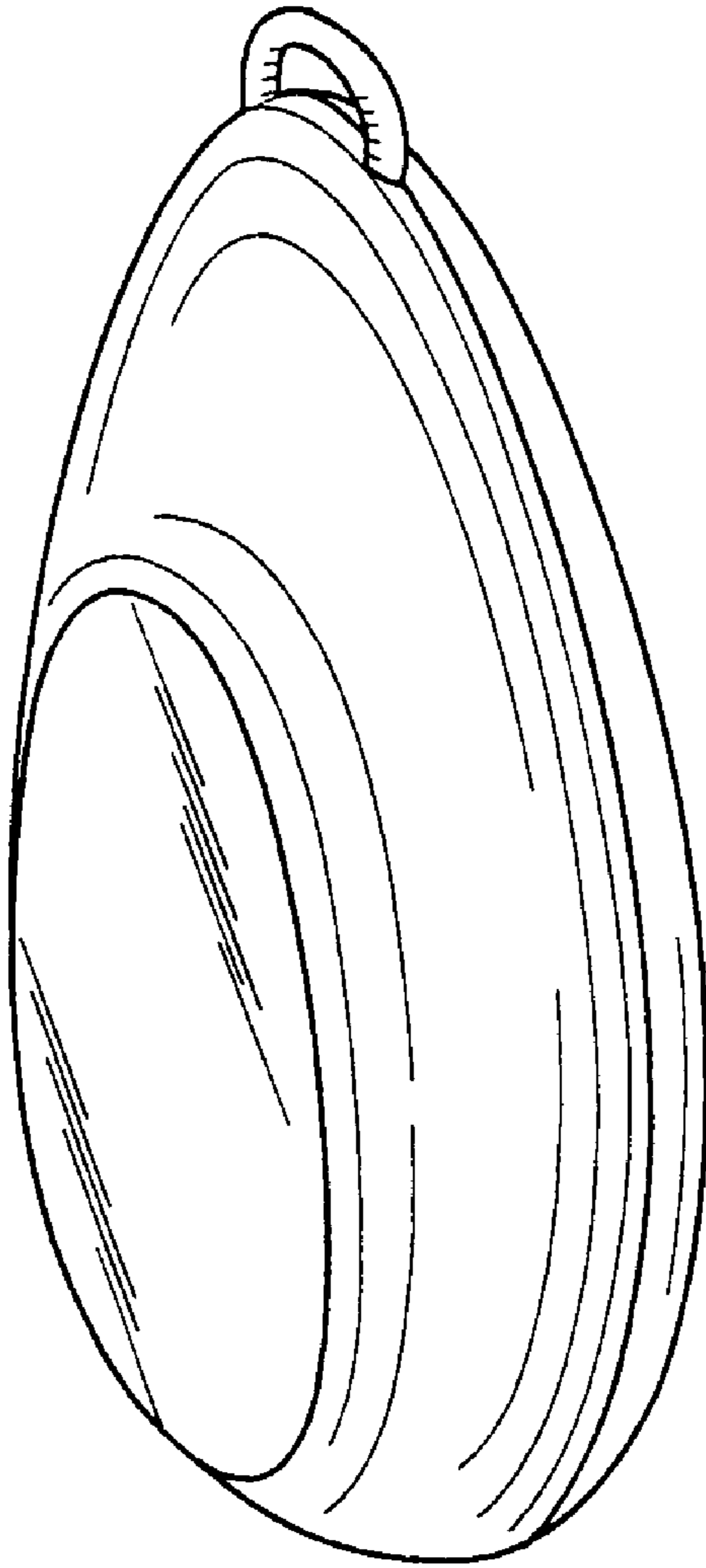


FIG 7



UNITED STATES PATENT AND TRADEMARK OFFICE  
**CERTIFICATE OF CORRECTION**

PATENT NO. : Des. 468,986 S  
DATED : December 31, 2002  
INVENTOR(S) : Susan B. Milhoan

Page 1 of 6

It is certified that error appears in the above-identified patent and that said Letters Patent is hereby corrected as shown below:

The title page should be deleted and substitute therefore the attached title page.

Delete Drawing sheets 1 of 4, 2 of 4, 3 of 4 & 4 of 4 and substitute therefore the Drawing Sheets consisting of Figs. 1-7.

Signed and Sealed this

Twenty-ninth Day of July, 2003

A handwritten signature in black ink, appearing to read "James E. Rogan", with a horizontal line drawn underneath it.

JAMES E. ROGAN  
*Director of the United States Patent and Trademark Office*

(12) **United States Design Patent**  
Milhoan

(10) **Patent No.:** US D468,383 S  
(45) **Date of Patent:** \*\* Jan. 7, 2003

(54) **GOLF CLUB COVER**

(75) **Inventor:** Susan B. Milhoan, Avon, CO (US)

(73) **Assignee:** Petals to the Metal, L.L.C., Vail, CO (US)

(\*\*) **Term:** 14 Years

(21) **Appl. No.:** 29/146,691

(22) **Filed:** Aug. 14, 2001

(51) **LOC (7) Cl.** ..... 21-02

(52) **U.S. Cl.** ..... D21/754

(58) **Field of Search** ..... D21/754; 150/160

(56) **References Cited**

**U.S. PATENT DOCUMENTS**

D362,890 S \* 10/1995 Sheppard, Jr. .... D21/754

D421,781 S \* 3/2000 Somers ..... D21/754

\* cited by examiner

*Primary Examiner*—Mitchell Siegel

(74) *Attorney, Agent, or Firm*—Mark D. Trenner, Esq.;  
Bruce E. Dahl, Esq.; Dahl & Osterloth LLP

(57) **CLAIM**

The ornamental design for a golf club cover, substantially as shown.

**DESCRIPTION**

FIG. 1 is a perspective view of an embodiment of a golf club cover;

FIG. 2 is a front view of the embodiment of the golf club cover shown in FIG. 1;

FIG. 3 is a back view of the embodiment of the golf club cover shown in FIG. 1;

FIG. 4 is a right side view of the embodiment of the golf club cover shown in FIG. 1;

FIG. 5 is a left side view of the embodiment of the golf club cover shown in FIG. 1;

FIG. 6 is a top view of the embodiment of the golf club cover shown in FIG. 1; and,

FIG. 7 is a bottom of the embodiment of the golf club cover shown in FIG. 1.

**1 Claim, 4 Drawing Sheets**

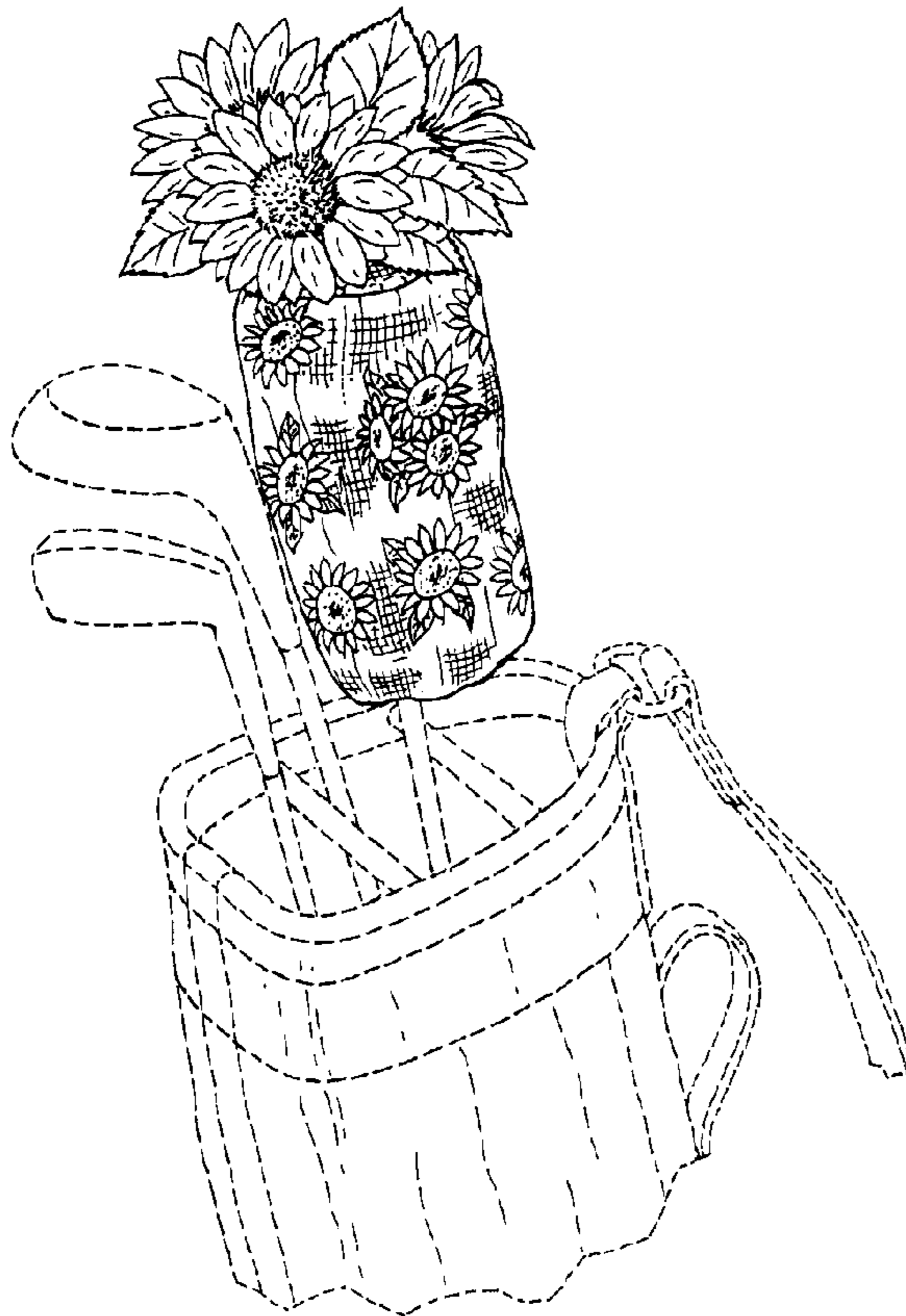


Fig. 1

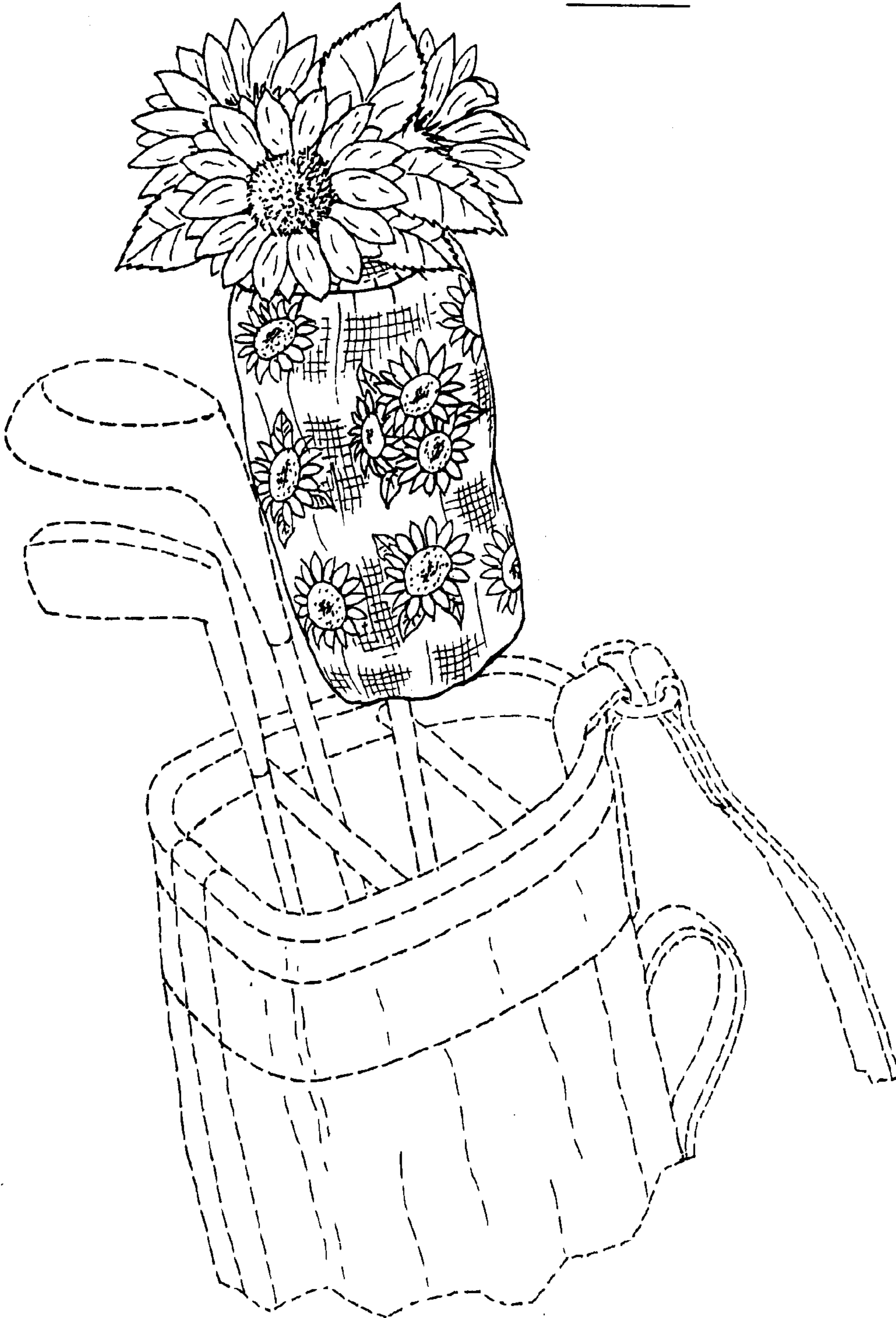




Fig. 3






Fig. 2



**Fig. 5**



**Fig. 4**








Fig. 6

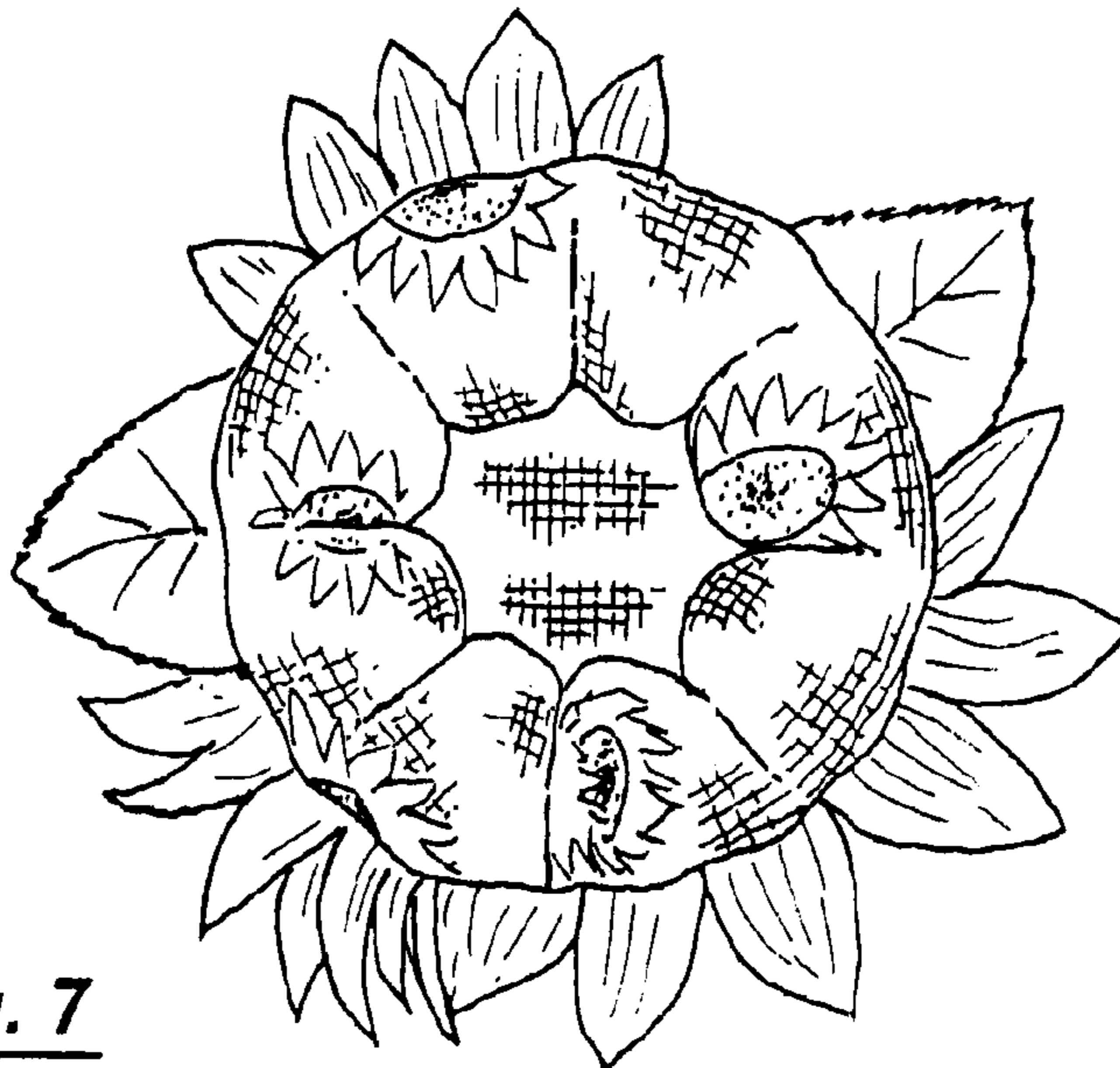


Fig. 7

UNITED STATES PATENT AND TRADEMARK OFFICE  
**CERTIFICATE OF CORRECTION**

PATENT NO. : Des. 468,986 S  
DATED : January 21, 2003  
INVENTOR(S) : Elvin Man Kit Kan

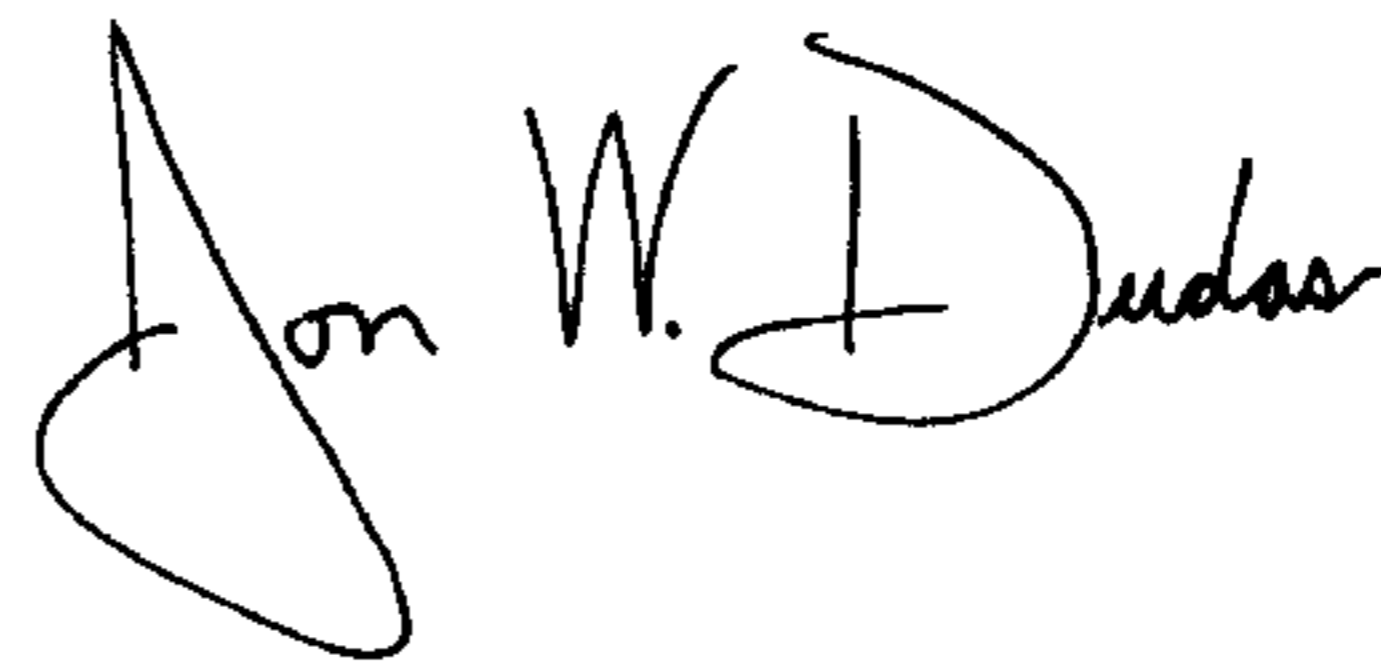
Page 1 of 1

It is certified that error appears in the above-identified patent and that said Letters Patent is hereby corrected as shown below:

This certificate supersedes Certificate of Correction issued July 29, 2003, the number was erroneously mentioned and should be vacated since no Certificate of Correction was granted.

Signed and Sealed this

Seventeenth Day of February, 2004

A handwritten signature in black ink that reads "Jon W. Dudas". The signature is written in a cursive style with a large, looped initial "J".

JON W. DUDAS  
*Acting Director of the United States Patent and Trademark Office*