



US00D468974S

(12) **United States Design Patent**
Freeman et al.

(10) **Patent No.:** **US D468,974 S**

(45) **Date of Patent:** **** Jan. 21, 2003**

(54) **FLATWARE**

(75) **Inventors:** **Roger Freeman**, Hillsdale, NJ (US);
Gerald Patrick, Henderson, NV (US)

(73) **Assignee:** **Cambridge Silversmiths Ltd.**, West
Caldwell, NJ (US)

(**) **Term:** **14 Years**

(21) **Appl. No.:** **29/161,860**

(22) **Filed:** **Jun. 5, 2002**

(51) **LOC (7) Cl.** **07-03**

(52) **U.S. Cl.** **D7/653**

(58) **Field of Search** D7/642, 649, 650,
D7/65, 662-664, 401.2; 30/147-150, 322-328

(56) **References Cited**

U.S. PATENT DOCUMENTS

D83,786 S	*	3/1931	Blake	D7/653
2,741,027 A		4/1956	Margolin		
D244,825 S		6/1977	King		
D250,628 S		12/1978	Seibel		
D258,190 S		2/1981	Mohr		
D278,299 S		4/1985	Laslo		
D278,302 S		4/1985	Laslo		
D278,304 S		4/1985	Laslo		
D278,678 S		5/1985	Laslo		
D286,063 S		10/1986	Valentine et al.		
D294,324 S		2/1988	Hahn		
D295,134 S		4/1988	Hahn		
D309,696 S		8/1990	Callinan		
D309,849 S		8/1990	Callinan		
D309,850 S		8/1990	Callinan		

D309,852 S		8/1990	Callinan		
D323,957 S	*	2/1992	Bouilhet	D7/653
D325,151 S	*	4/1992	Marsten et al.	D7/649
D332,385 S		1/1993	Adams		
D340,841 S	*	11/1993	Marsten et al.	D7/653
D347,975 S		6/1994	Zeller		
D391,453 S	*	3/1998	Iacovelli	D7/650
D393,781 S	*	4/1998	Iacovelli	D7/653

FOREIGN PATENT DOCUMENTS

WO 030947 * 11/1994

* cited by examiner

Primary Examiner—Caron D. Veynar

(74) *Attorney, Agent, or Firm*—Weingram & Associates,
P.C.

(57) **CLAIM**

The ornamental design for flatware, as shown and described.

DESCRIPTION

FIG. 1 is a perspective view of flatware showing our new design.

FIG. 2 is a front plan view thereof, the back plan view being a mirror image thereof;

FIG. 3 is a right side view thereof, the left side view being a mirror image thereof;

FIG. 4 is a top view thereof; and,

FIG. 5 is a bottom view thereof opposite to that view shown in FIG. 4.

The broken line showing the fork tines is for illustrative purposes only and forms no part of the claimed design.

1 Claim, 1 Drawing Sheet

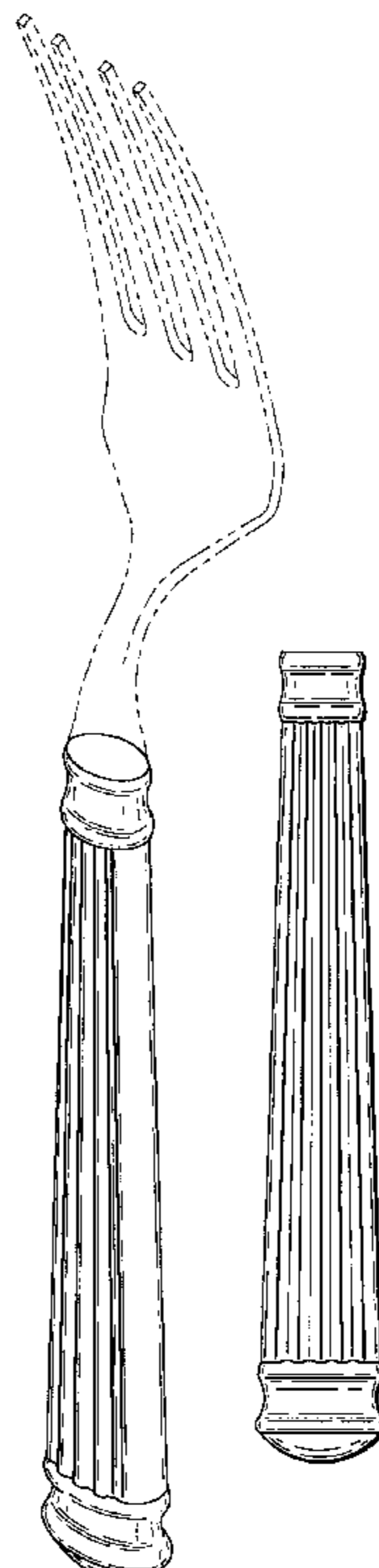


FIG. 1

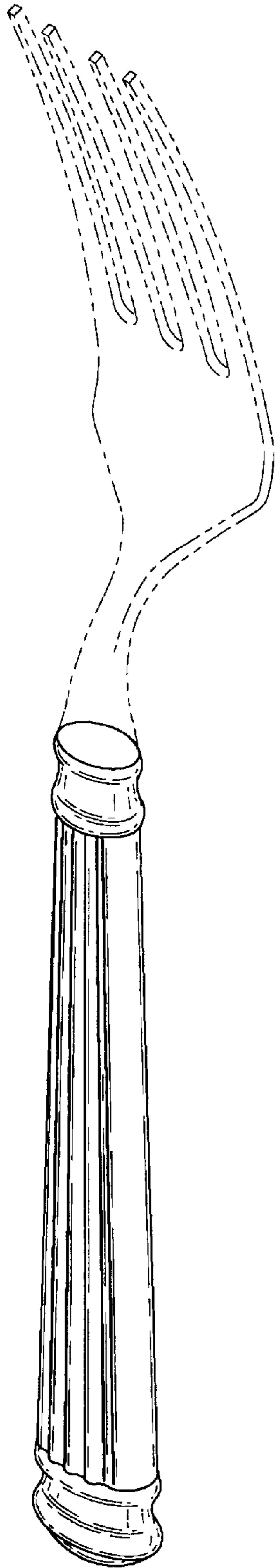


FIG. 2




FIG. 3

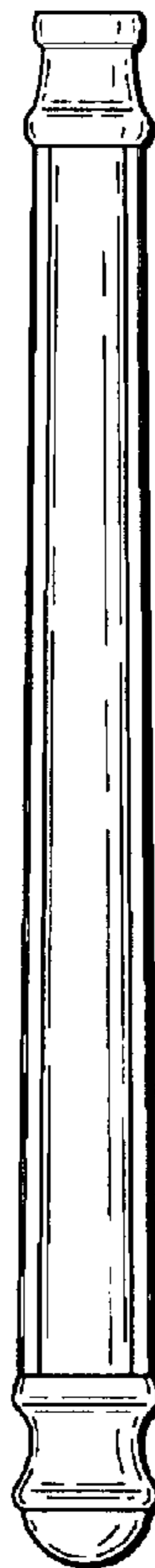


FIG. 4



FIG. 5

