



US00D468966S

(12) **United States Design Patent**  
**Shareef**

(10) **Patent No.:** **US D468,966 S**

(45) **Date of Patent:** **\*\* Jan. 21, 2003**

(54) **CHILD FEEDING DEVICE**

(76) **Inventor:** **Cynthia Shareef**, 19 Moonlight Ct.,  
Newark, DE (US) 19702

(\*\*) **Term:** **14 Years**

(21) **Appl. No.:** **29/142,784**

(22) **Filed:** **Jun. 1, 2001**

(51) **LOC (7) Cl.** ..... **07-01**

(52) **U.S. Cl.** ..... **D7/506; D7/505; D7/507;**  
**D7/578**

(58) **Field of Search** ..... **D7/500, 505, 506,**  
**D7/507, 514, 544, 551.1, 551.3, 556, 563,**  
**564, 606, 567, 569, 571, 573, 578, 580;**  
**428/36.1, 35.6; 206/216; 446/73, 75, 76,**  
**476; D21/506; D11/121**

D169,656 S	*	5/1953	Cox	.....	D7/506
D191,987 S	*	12/1961	Baker	.....	D7/506
D226,446 S	*	3/1973	Wilton	.....	D7/507
4,625,882 A	*	12/1986	Sullivan	.....	220/23.83
D298,598 S	*	11/1988	Ellman et al.	.....	D7/551.3
5,353,952 A	*	10/1994	Donche	.....	220/575
D355,865 S	*	2/1995	Stingley	.....	D11/121
D375,658 S	*	11/1996	Reichert	.....	D7/551.1
D389,531 S	*	1/1998	Huang	.....	D21/506
D429,771 S	*	8/2000	Blumenthal	.....	D21/398
D430,227 S	*	8/2000	Blumenthal	.....	D21/398

\* cited by examiner

*Primary Examiner*—M. N. Pandozzi

(74) *Attorney, Agent, or Firm*—Goldstein Law Offices, P.C.

(57) **CLAIM**

The ornamental design for a child feeding device, as shown and described.

(56) **References Cited**

**U.S. PATENT DOCUMENTS**

D60,394 S	*	2/1922	Baker	.....	D7/506
D61,801 S	*	1/1923	Emery	.....	D7/680
D139,349 S	*	11/1944	Rothbardt	.....	D7/506
D148,012 S	*	12/1947	Falk	.....	D7/506
D148,013 S	*	12/1947	Falk	.....	D7/506
D148,014 S	*	12/1947	Falk	.....	D7/506
D151,621 S	*	11/1948	Green	.....	D7/506
D164,077 S	*	7/1951	Wendell	.....	D7/556

**DESCRIPTION**

FIG. 1 is a perspective view of a child feeding device.

FIG. 2 is a front elevational view thereof.

FIG. 3 is a rear elevational view thereof.


FIG. 4 is a left side elevational view thereof.

FIG. 5 is a right side elevational view thereof.

FIG. 6 is a top plan view thereof; and,

FIG. 7 is a bottom plan view thereof.

**1 Claim, 5 Drawing Sheets**






FIG. 1




FIG. 2




FIG. 3

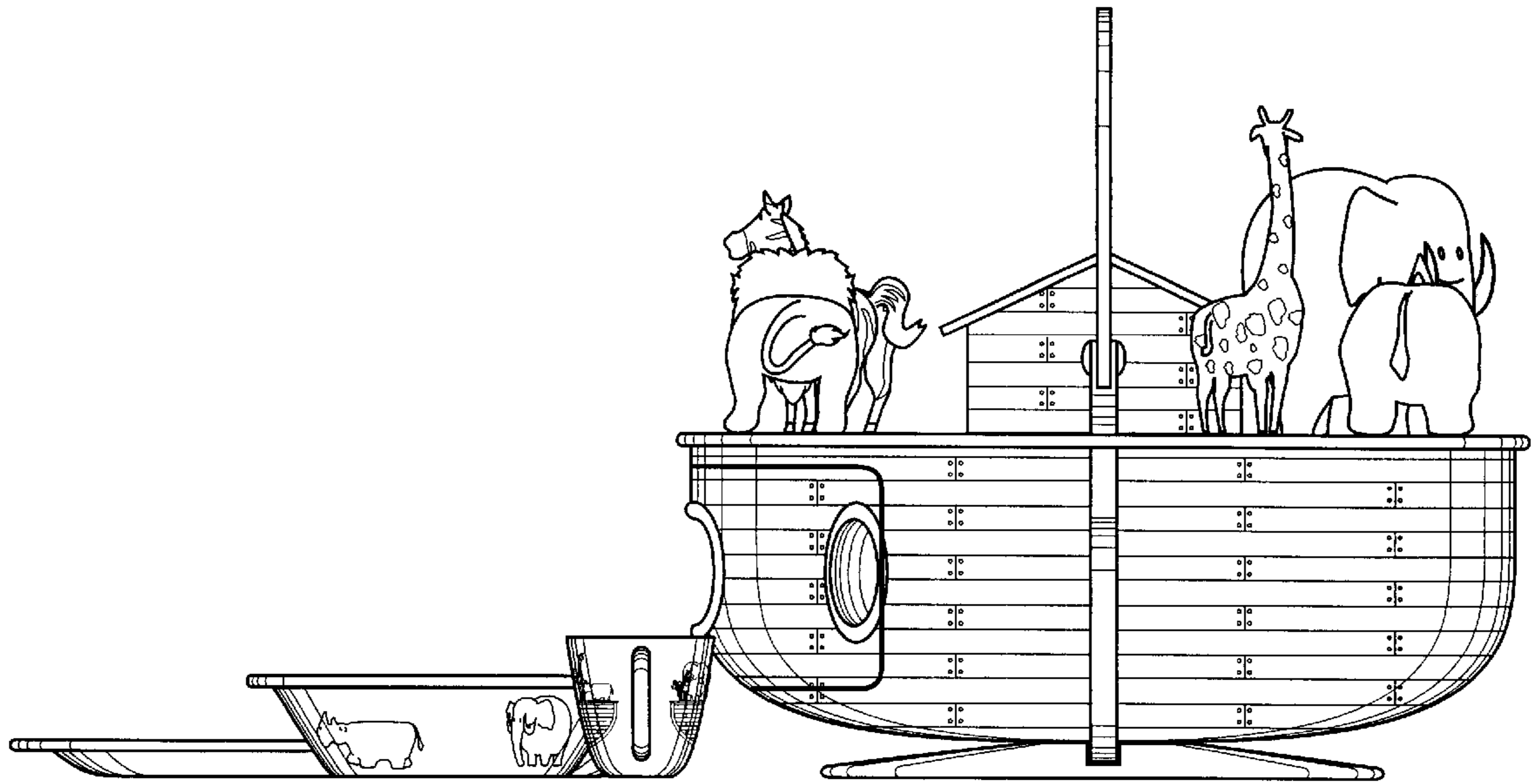


FIG. 4

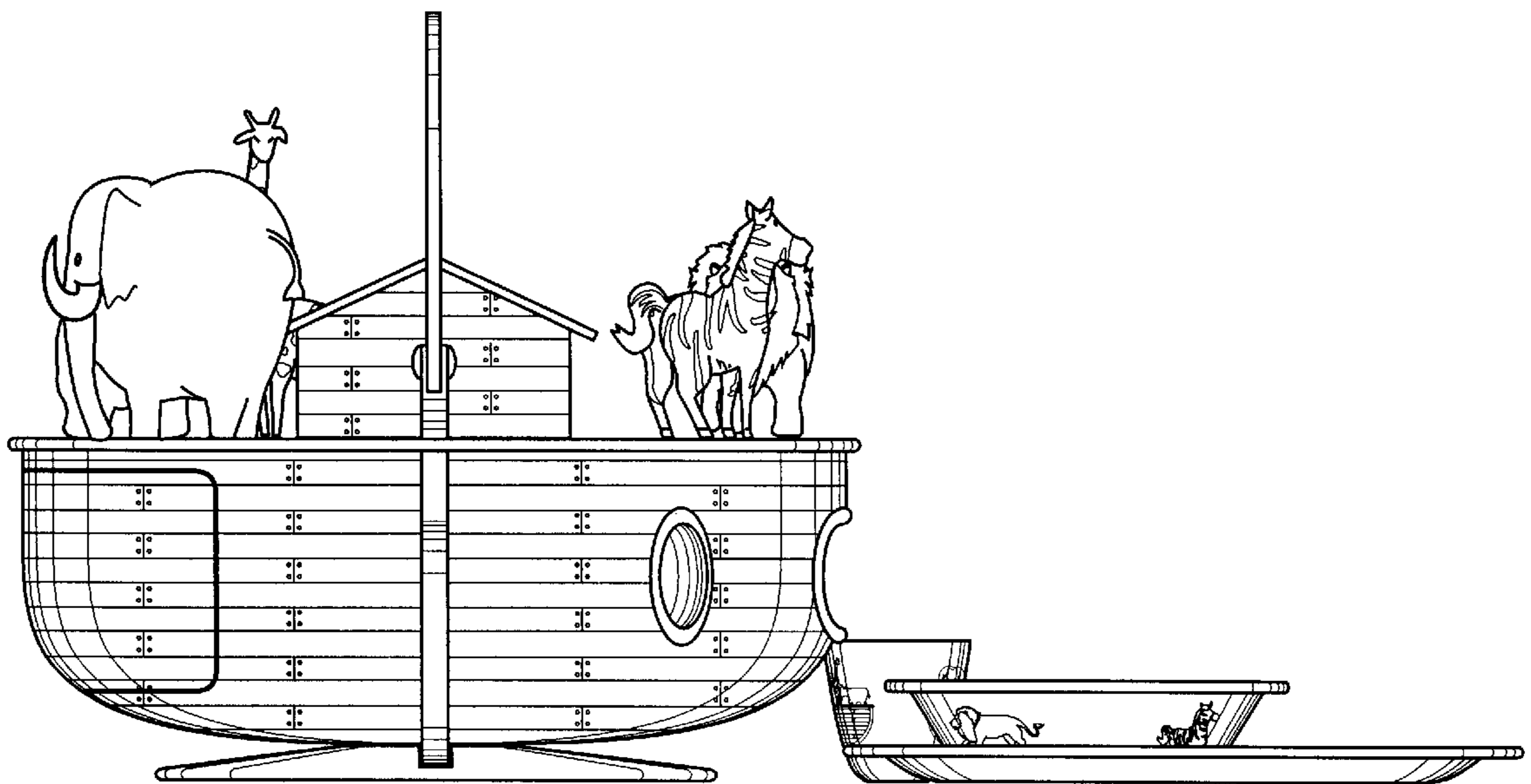


FIG. 5

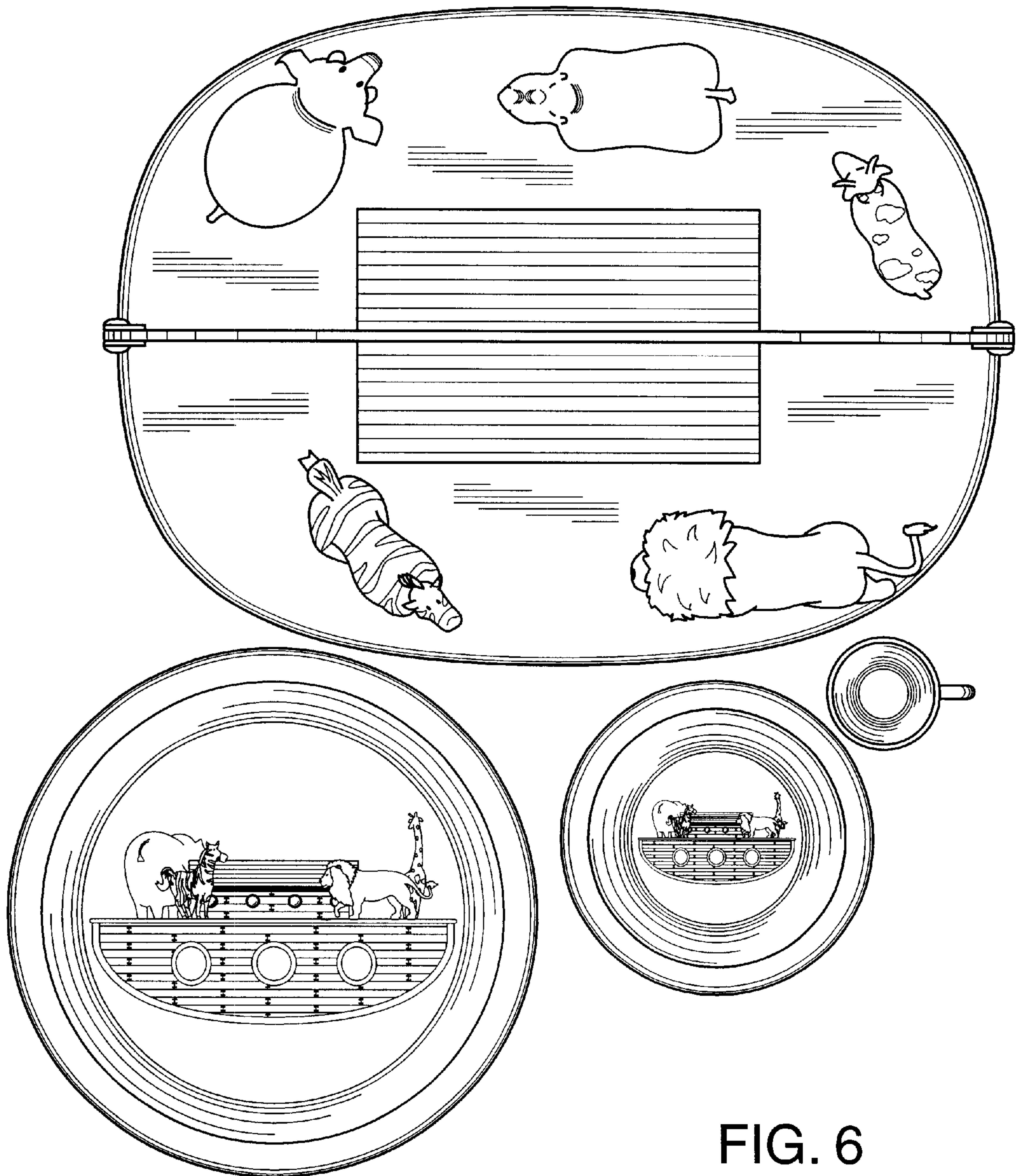


FIG. 6

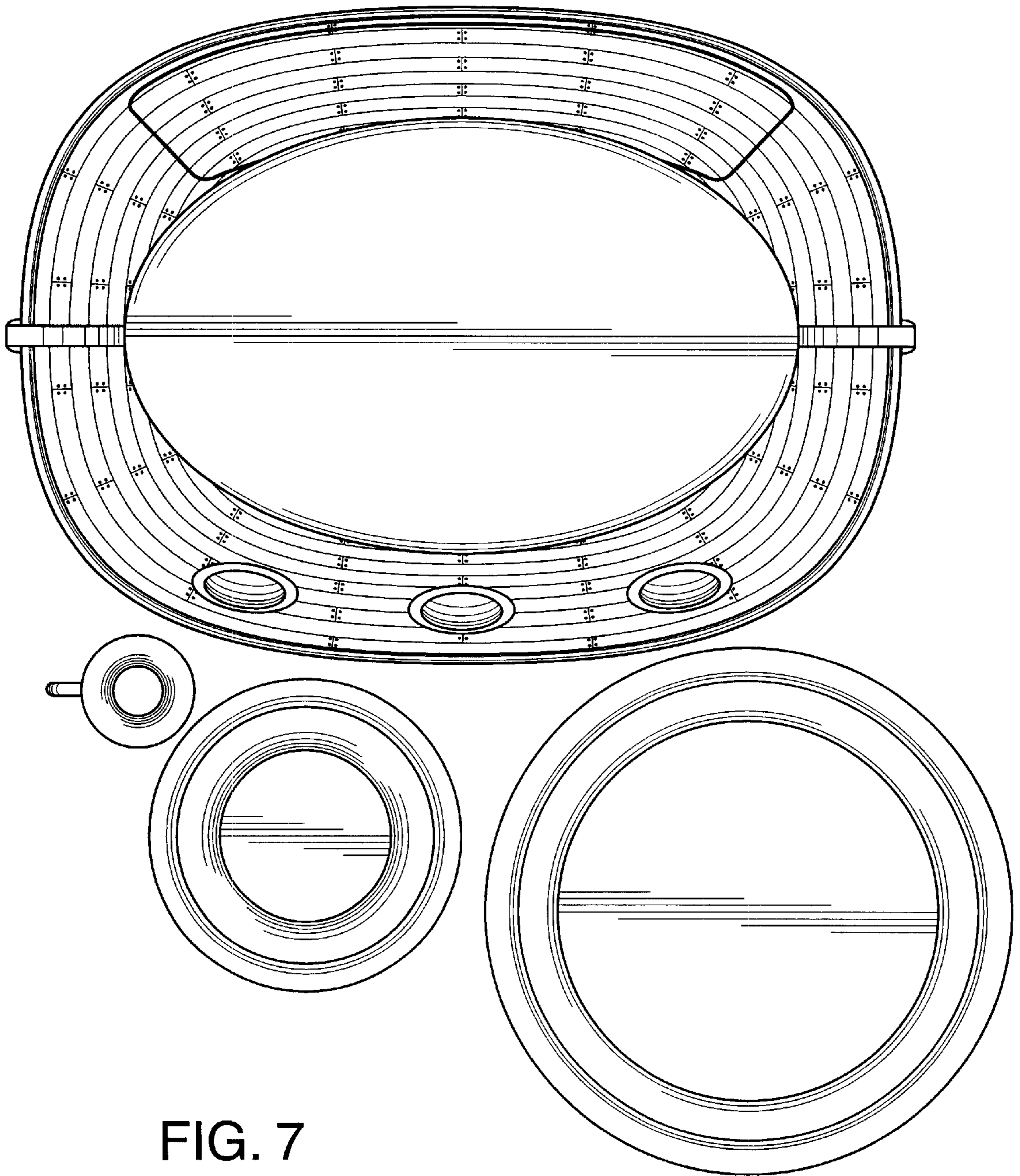


FIG. 7