



US00D468962S

(12) **United States Design Patent**  
**Jones et al.**

(10) **Patent No.:** **US D468,962 S**

(45) **Date of Patent:** **\*\* Jan. 21, 2003**

(54) **DOUBLE OVEN FRONT PANEL AND DOOR**

D332,029 S \* 12/1992 Carpenter ..... D7/348  
D366,983 S \* 2/1996 Leukhardt et al. .... D7/349

(75) Inventors: **Charles L. Jones**, Stevensville, MI (US); **Philip M. Thompson**, St. Joseph, MI (US); **Tania L. Aldous**, St. Joseph, MI (US); **Mark W. Baldwin**, St. Joseph, MI (US); **Viorel Luminosu**, St. Joseph, MI (US)

**OTHER PUBLICATIONS**

GE Appliances, Double Electric Wall Oven, (www.ge.com) Internet Website, 2002.\*  
GE Appliances, Single Gas Wall Oven, (www.ge.com) Internet Website, 2002.\*

(73) Assignee: **Whirlpool Corporation**, Benton Harbor, MI (US)

\* cited by examiner

(\*\*) Term: **14 Years**

*Primary Examiner*—Catherine R. Oliver  
(74) *Attorney, Agent, or Firm*—Stephen Krefman; Robert O. Rice; Thomas J. Roth

(21) Appl. No.: **29/156,857**

(57) **CLAIM**

(22) Filed: **Mar. 8, 2002**

The ornamental design for a double oven front panel and door, as shown and described.

(51) **LOC (7) Cl.** ..... **07-02**

(52) **U.S. Cl.** ..... **D7/405**

(58) **Field of Search** ..... D7/405, 339, 340, D7/341, 347, 348, 349, 350.1; 126/21 A, 1 AA, 200, 198; 219/400, 10.55 R, 680

**DESCRIPTION**

FIG. 1 is a front perspective view of the design of the present invention.

FIG. 2 is a front elevational view thereof,

FIG. 3 is a top plan view thereof,

FIG. 4 is a right side elevational view thereof; and,

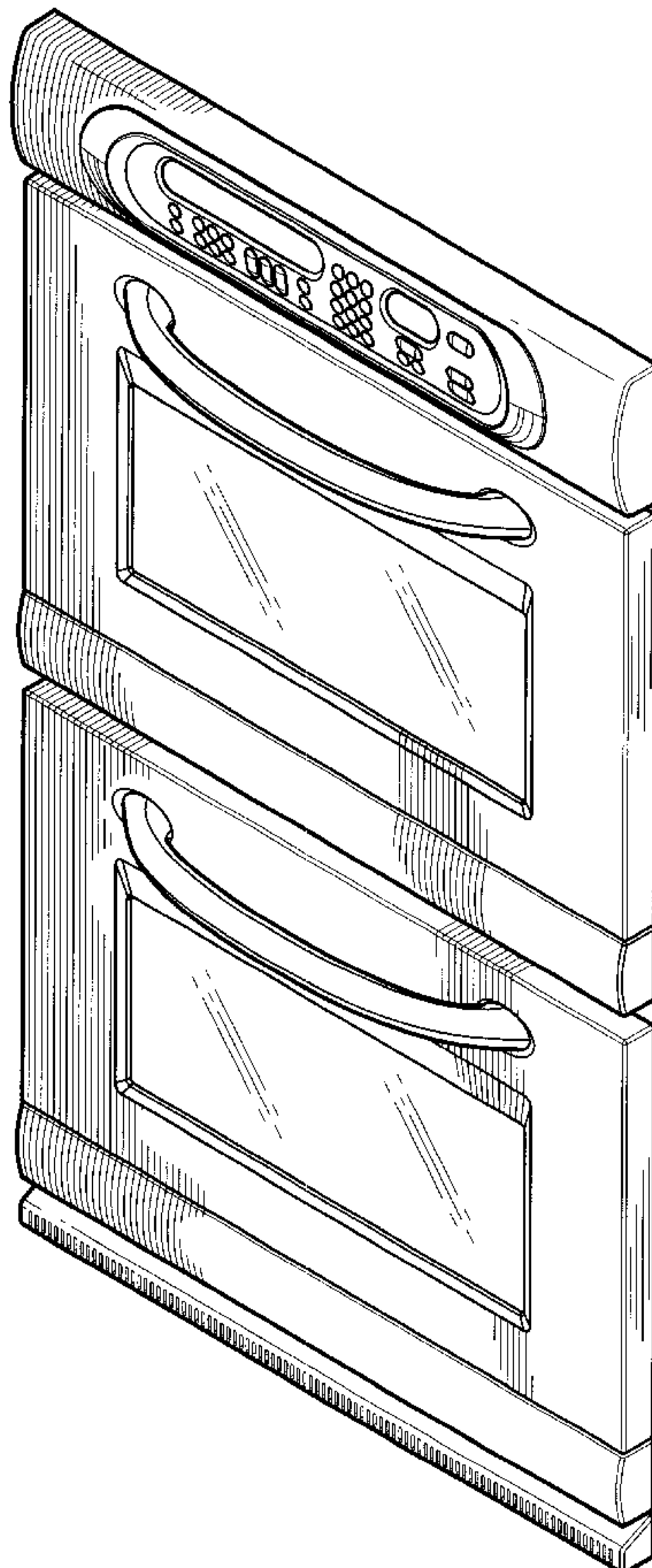
FIG. 5 is a left side elevational view thereof.

(56) **References Cited**

**U.S. PATENT DOCUMENTS**

D70,886 S \* 8/1926 Moore ..... D7/405  
D175,807 S \* 10/1955 Tappan et al. .... D7/405

**1 Claim, 3 Drawing Sheets**



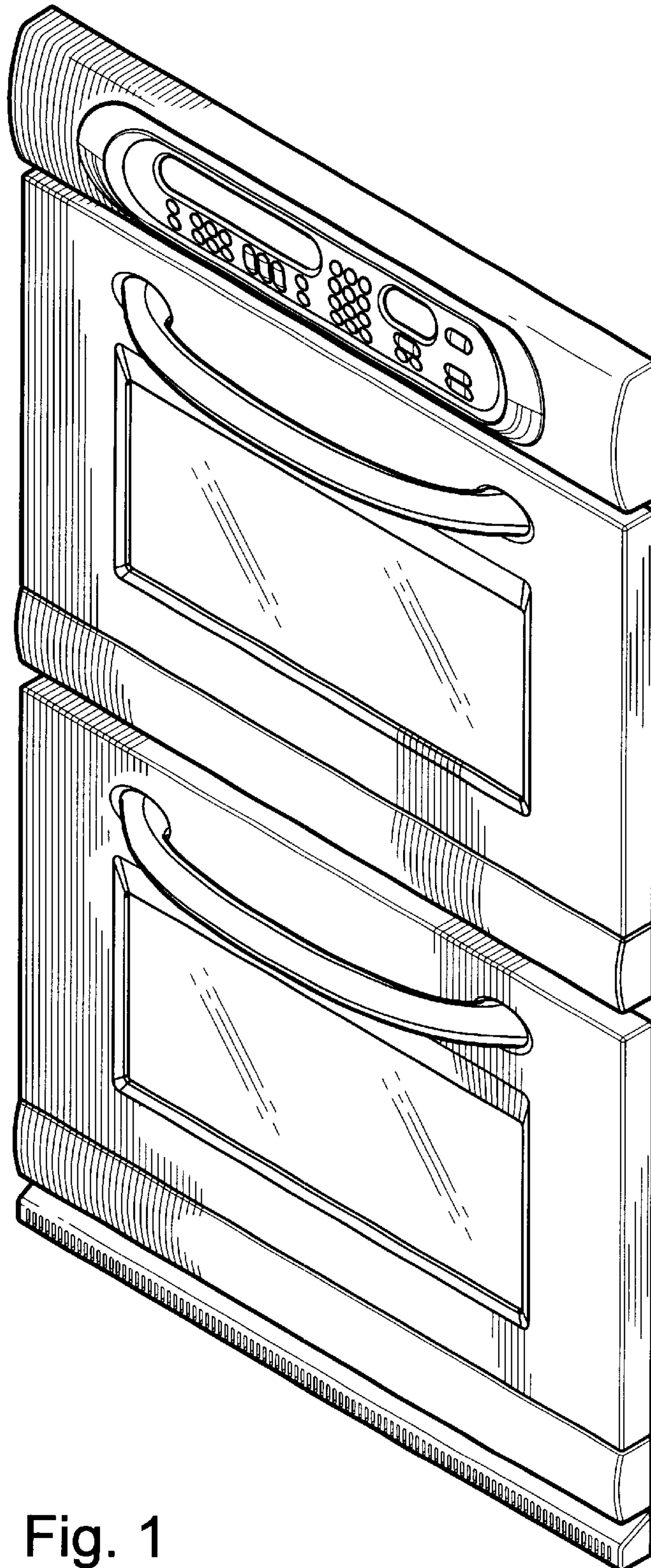


Fig. 1

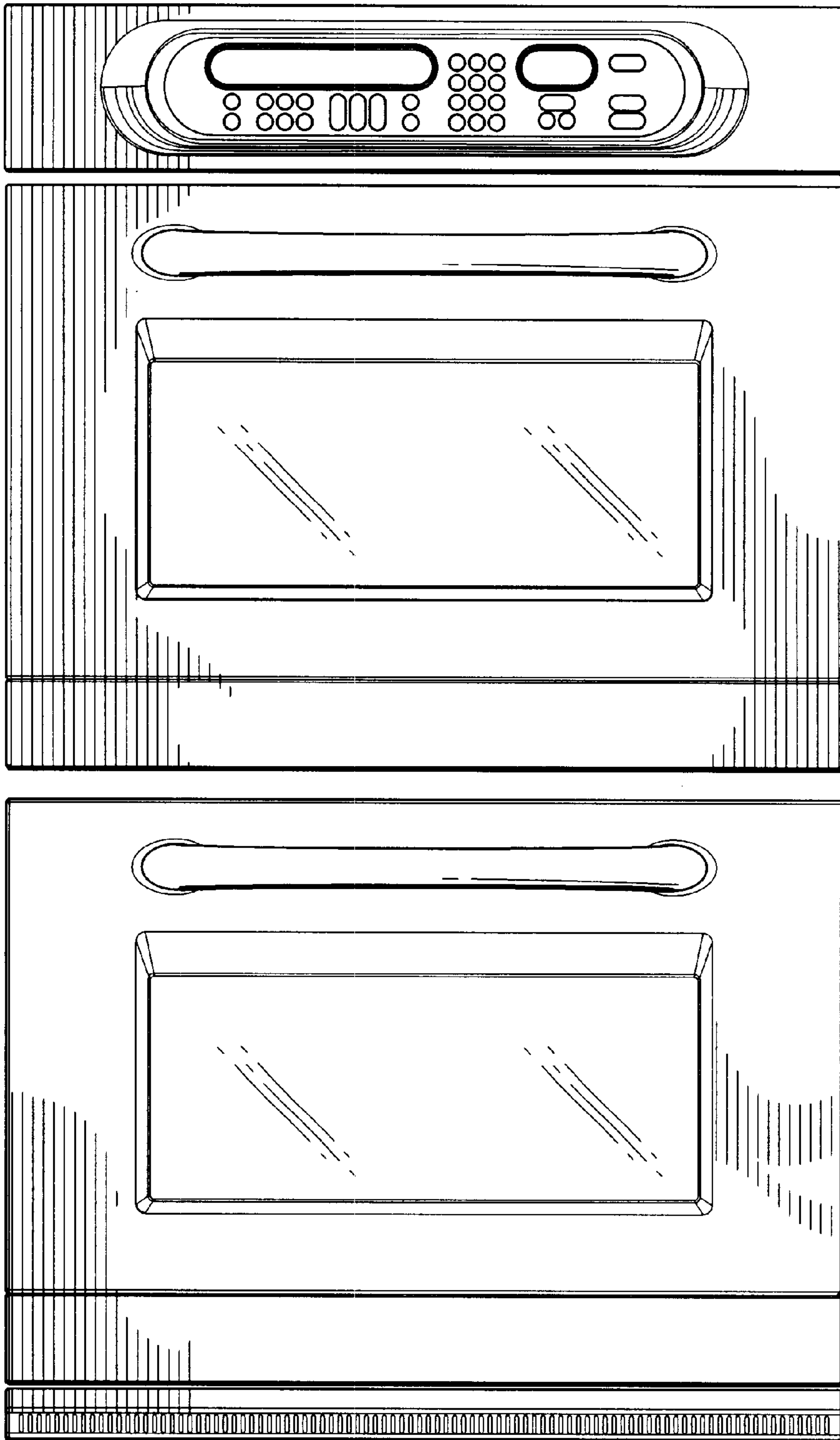


Fig. 2




Fig. 3

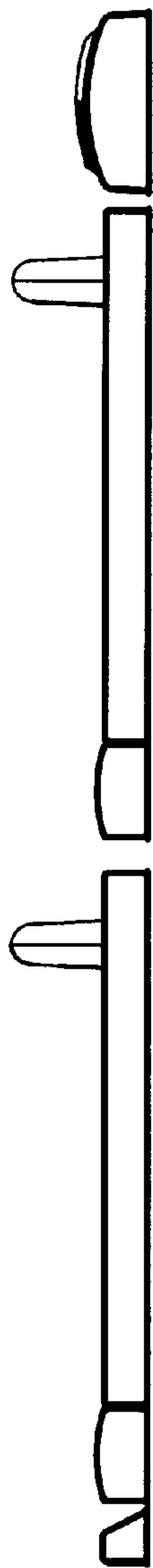


Fig. 4



Fig. 5