



US00D468951S

(12) **United States Design Patent**
Harris

(10) **Patent No.:** **US D468,951 S**
(45) **Date of Patent:** **** Jan. 21, 2003**

(54) **REMOVABLE CRIB MATTRESS COVER WITH DETACHABLE TOP PAD**

(76) Inventor: **Amy Harris**, 7 Woodminster Ct., Chico, CA (US) 95926

(**) Term: **14 Years**

(21) Appl. No.: **29/126,211**

(22) Filed: **Jul. 11, 2000**

(51) **LOC (7) Cl.** **06-09**

(52) **U.S. Cl.** **D6/596**

(58) **Field of Search** D6/595, 596, 601, D6/602, 603, 606, 607, 608; 5/482, 483, 484, 485, 489, 490, 491, 492, 495, 496, 497, 498, 499, 500, 501, 502, 503.1, 504.1; 15/208, 209.1, 210.1

(56) **References Cited**

U.S. PATENT DOCUMENTS

2,066,252	A	*	12/1936	Cohen	5/497
2,821,723	A	*	2/1958	Gluck	D6/602
5,655,241	A	*	8/1997	Higgins et al.	5/501
5,966,757	A	*	10/1999	Sullivan	5/50

* cited by examiner

Primary Examiner—Doris V. Coles

Assistant Examiner—Elizabeth A. Albert

(74) *Attorney, Agent, or Firm*—Heisler & Associates

(57) **CLAIM**

The ornamental design for a removable crib mattress cover with detachable top pad, as shown and described.

DESCRIPTION

FIG. 1 is a perspective view of the removable crib mattress cover with detachable top pad showing my new design positioned over a mattress which is not visible with one corner of the top pad detached from the cover;

FIG. 2 is a top plan view of the removable crib mattress cover with top pad of this invention;

FIG. 3 is a right side elevation view of the removable crib mattress cover with top pad of this invention, the left side being a mirror image;

FIG. 4 is a front elevation view of the removable crib mattress cover with top pad of this invention, the rear elevation view being a mirror image;

FIG. 5 is a bottom plan view of the removable crib mattress cover with top pad of this invention;

FIG. 6 is a bottom perspective view of the removable crib mattress cover alone partially removed from a mattress which is shown in broken lines;

FIG. 7 is a top plan view of the removable crib mattress cover only as it would appear when stretched over a mattress;

FIG. 8 is a right side elevation view of the removable crib mattress cover only as it would appear when stretched over a mattress, the left side being a mirror image;

FIG. 9 is a front elevation view of the removable crib mattress cover only as it would appear when stretched over a mattress, the rear elevation view being a mirror image;

FIG. 10 is a bottom plan view of the removable crib mattress cover only as it would appear when stretched over a mattress;

FIG. 11 is a perspective view of the detachable top pad only;

FIG. 12 is a top plan view of the top pad only as it would appear when attached to the removable crib mattress cover while the removable crib mattress cover is stretched over a mattress;

FIG. 13 is a right side elevation view of the top pad only, the left side being identical;

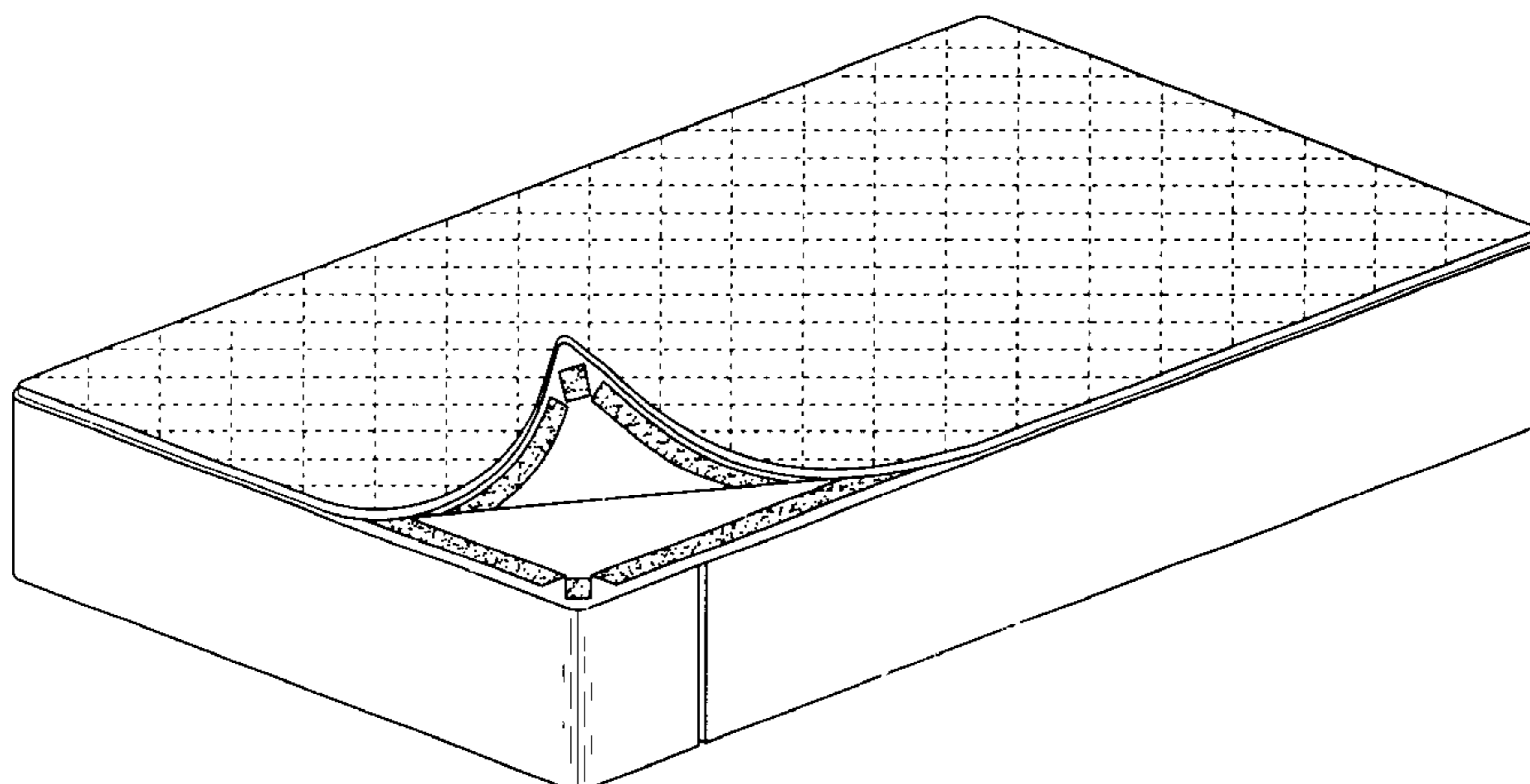
FIG. 14 is a front elevation view of the top pad only, the rear elevation view being identical; and,

FIG. 15 is a bottom plan view of the top pad only.

The broken lines in FIGS. 1, 2, 6, 11 and 12 are for purposes of illustration only and form no part of the claimed design.

FIGS. 11–15 have shown only the detachable top pad, the remainder of the crib mattress cover not being shown for ease of illustration.

1 Claim, 5 Drawing Sheets



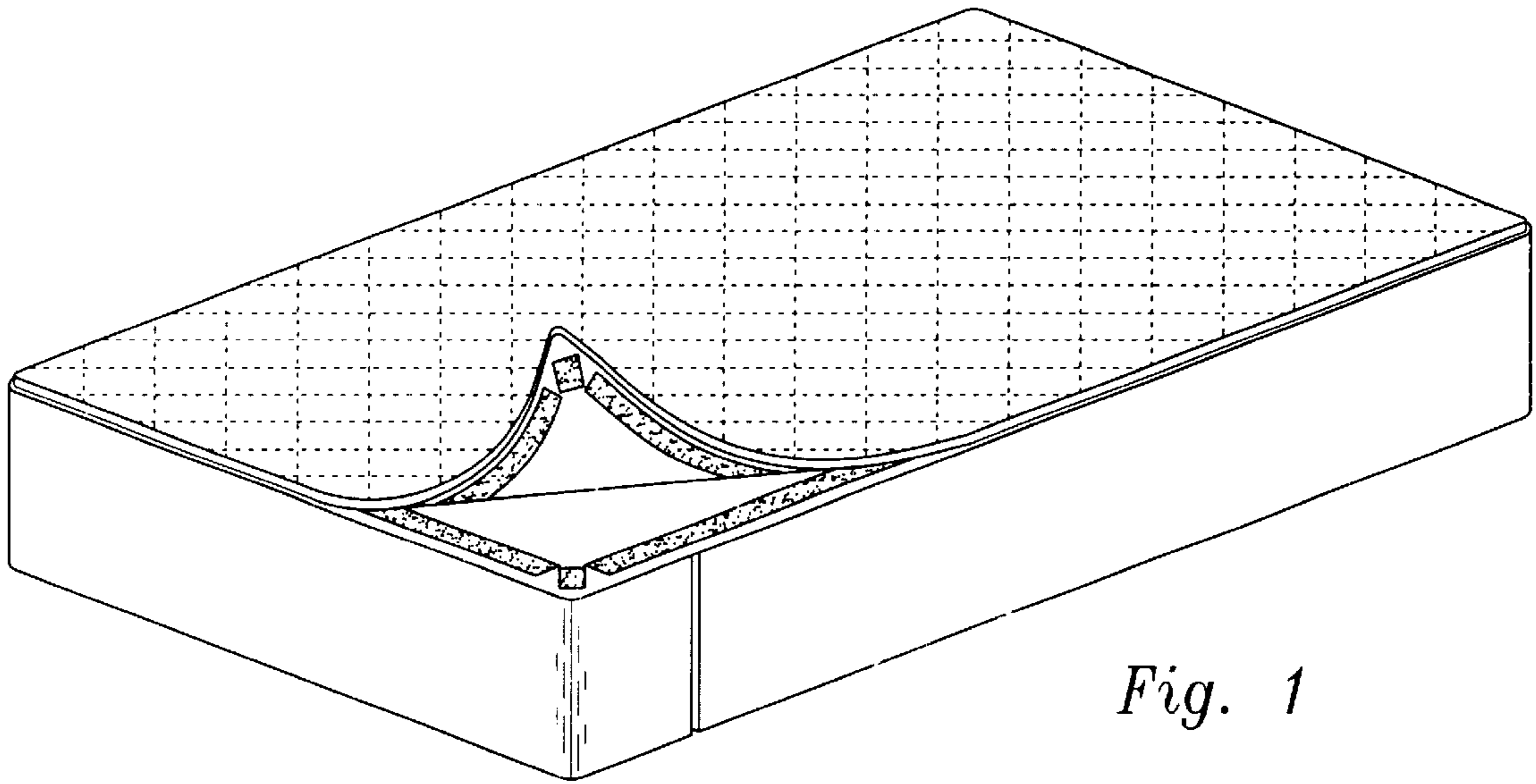


Fig. 1

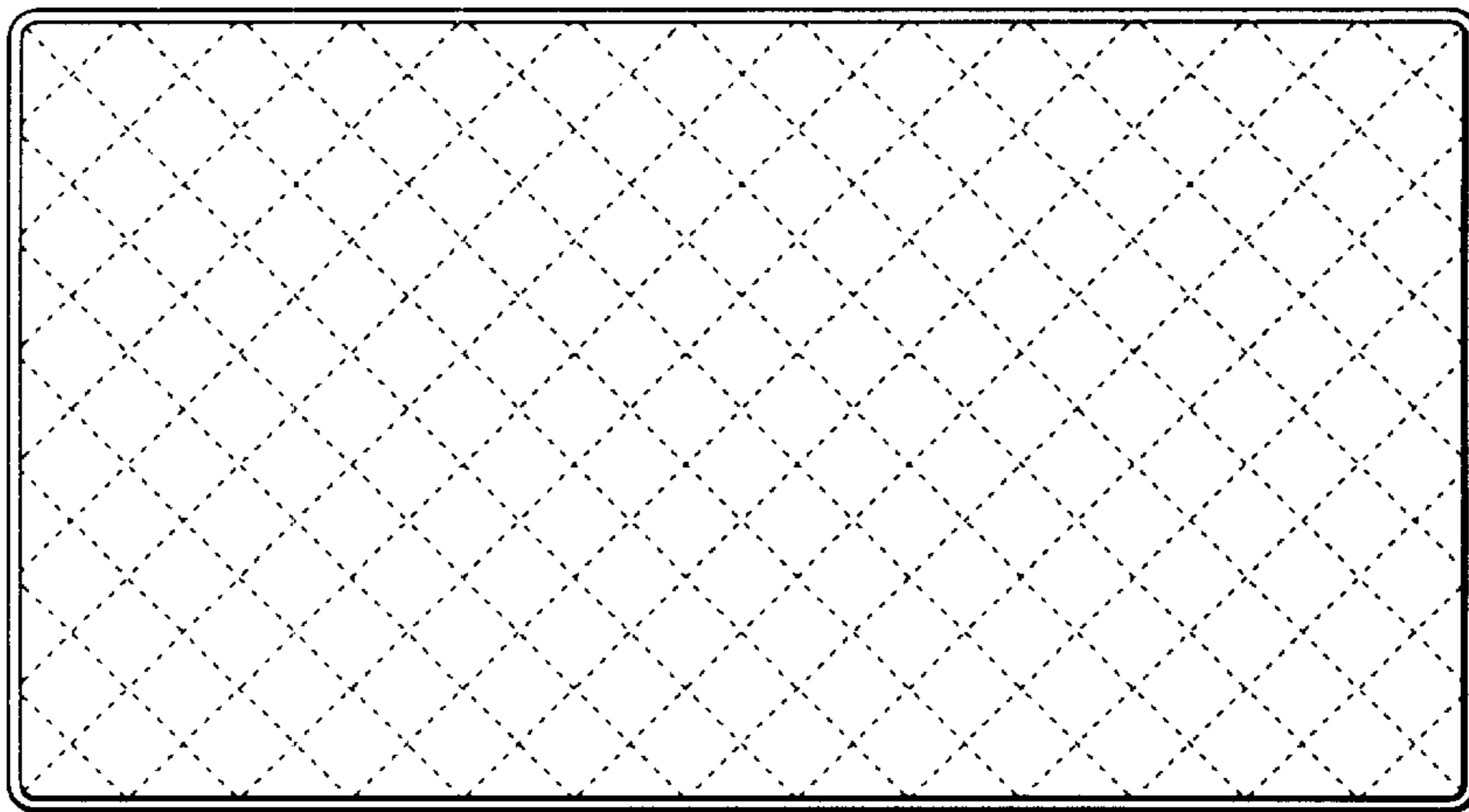


Fig. 2




Fig. 3




Fig. 4




Fig. 5

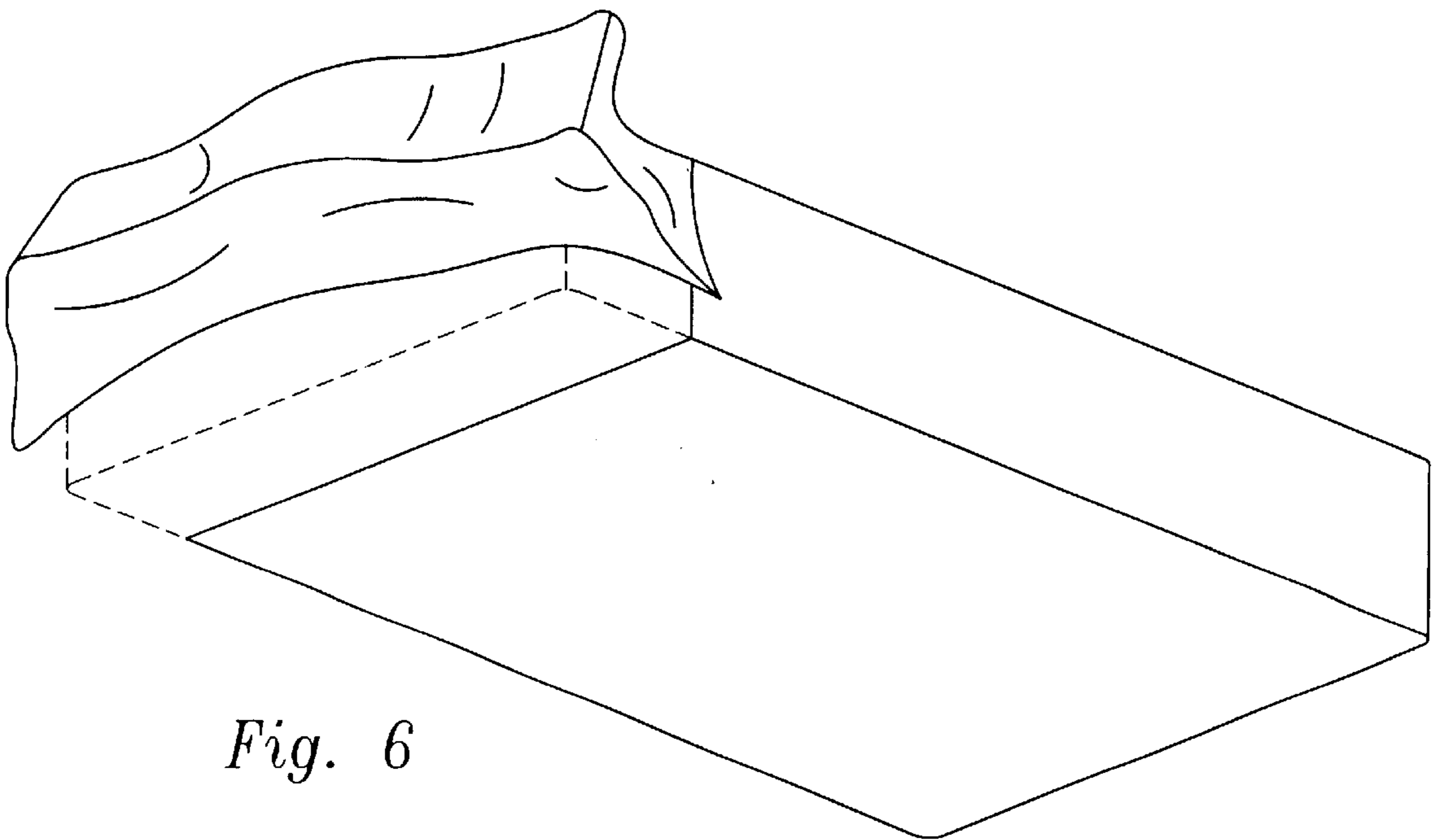


Fig. 6




Fig. 7




Fig. 8




Fig. 9




Fig. 10

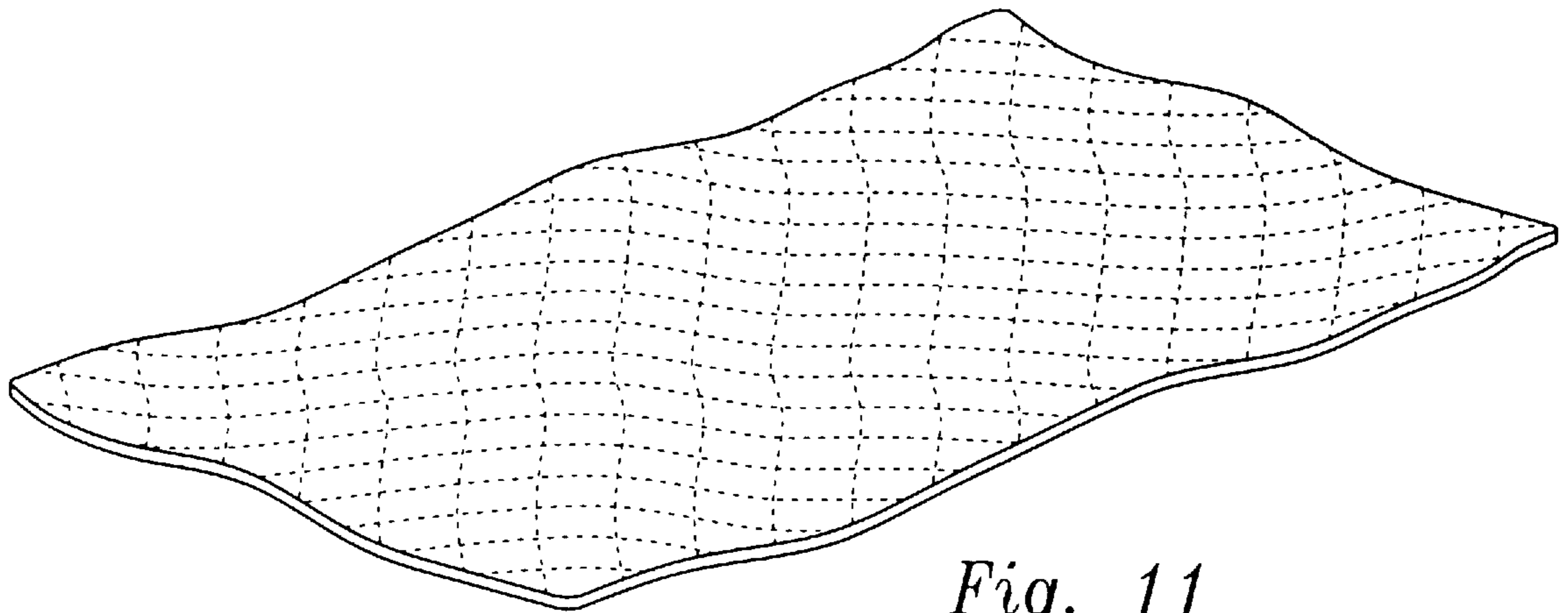


Fig. 11




Fig. 12




Fig. 13




Fig. 14




Fig. 15