



US00D468945S

(12) **United States Design Patent**
Dretzka

(10) **Patent No.:** **US D468,945 S**

(45) **Date of Patent:** **** Jan. 21, 2003**

(54) **TOOTHBRUSH ASSEMBLY**

(75) Inventor: **Philip C. Dretzka**, Cleveland Heights, OH (US)

(73) Assignee: **InterDesign, Inc.**, Solon, OH (US)

(**) Term: **14 Years**

(21) Appl. No.: **29/154,321**

(22) Filed: **Jan. 22, 2002**

(51) **LOC (7) Cl.** **23-02**

(52) **U.S. Cl.** **D6/534**

(58) **Field of Search** D6/524, 528, 534;
206/361, 362, 362.1, 362.2, 362.3, 217;
211/13.1, 65, 75, 60.1, 71.01, 74

(56) **References Cited**

U.S. PATENT DOCUMENTS

- 4,978,003 A * 12/1990 Foster 206/217
- D327,195 S * 6/1992 Murphy et al. D6/534
- D327,800 S * 7/1992 Hollinger D6/534
- D336,398 S * 6/1993 Shafer D6/534

- D342,636 S * 12/1993 Booth D6/534
- D397,574 S * 9/1998 Kerr D6/534
- D440,090 S * 4/2001 Lillelund et al. D6/534
- D443,158 S * 6/2001 Ng D6/534

* cited by examiner

Primary Examiner—Brian N. Vinson

(74) *Attorney, Agent, or Firm*—D. Peter Hochberg; Katherine R. Vieyra; Sean Mellino

(57) **CLAIM**

The ornamental design for a toothbrush assembly, as shown and described.

DESCRIPTION

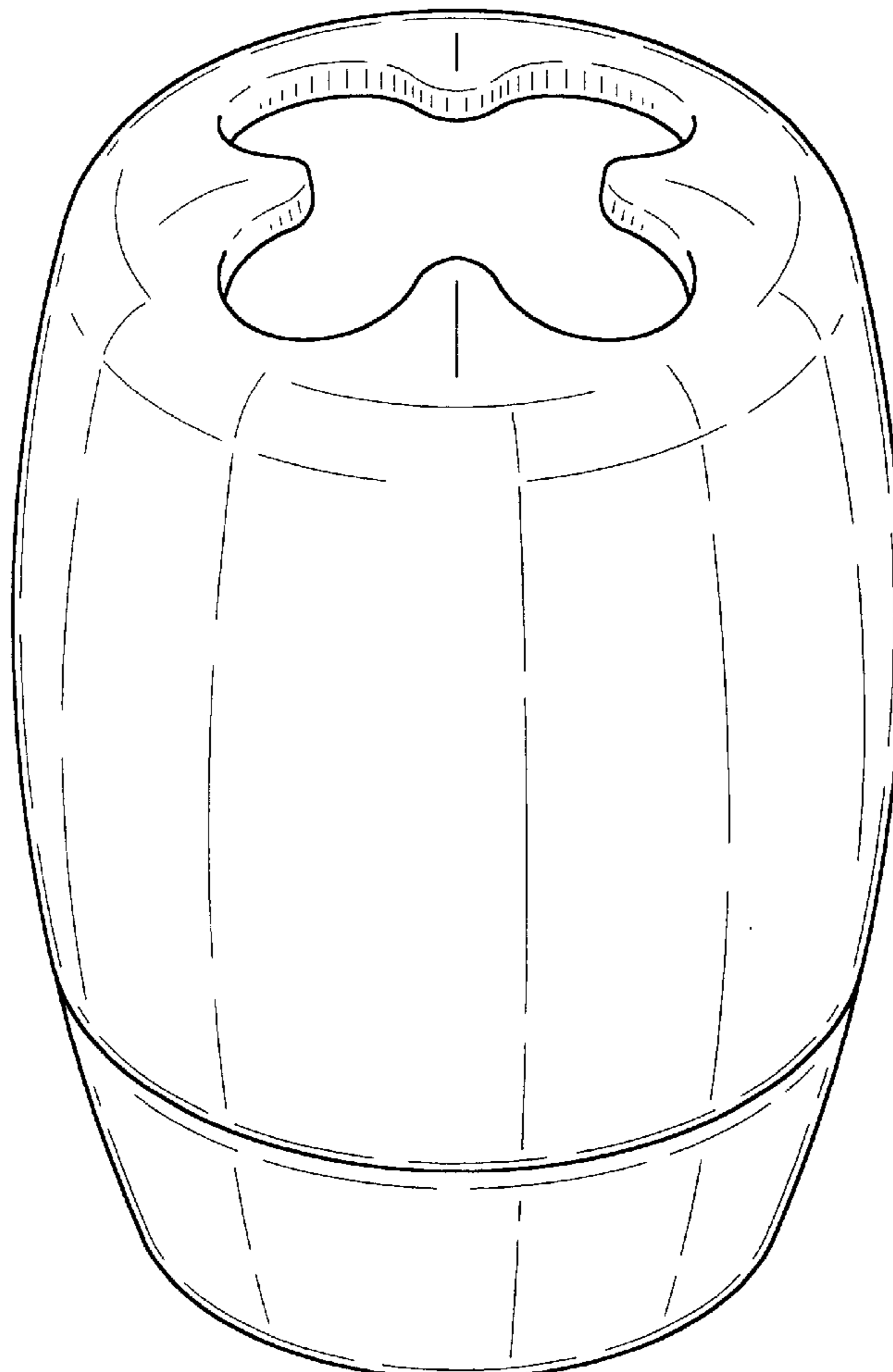
FIG. 1 is a perspective view of the toothbrush assembly according to the invention;

FIG. 2 is a top view of the toothbrush assembly as shown in FIG. 1;

FIG. 3 is a side view of the toothbrush assembly as shown in FIG. 1; and,

FIG. 4 is a bottom view of the toothbrush assembly as shown in FIG. 1.

1 Claim, 2 Drawing Sheets






FIG-1

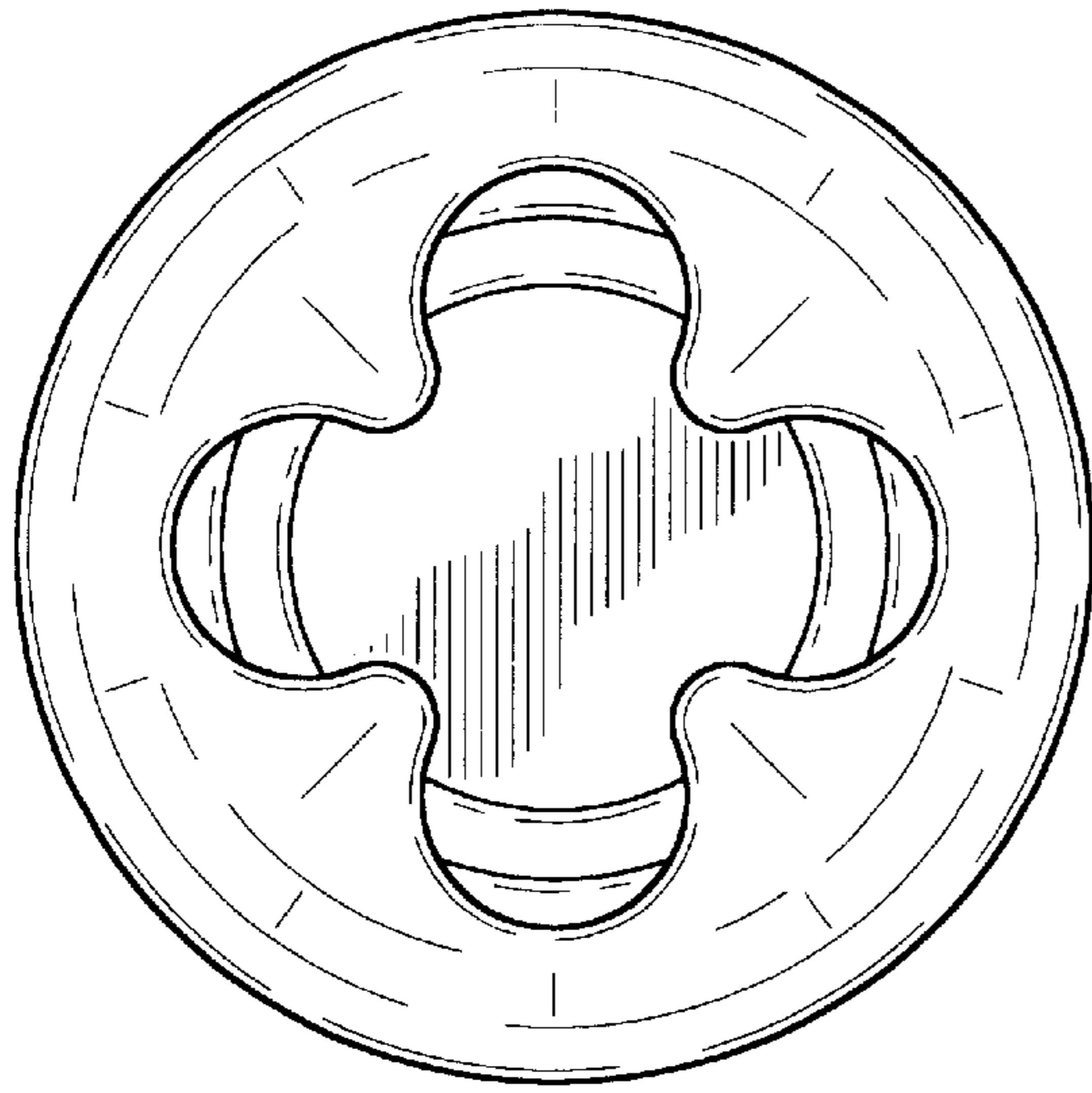


FIG-2

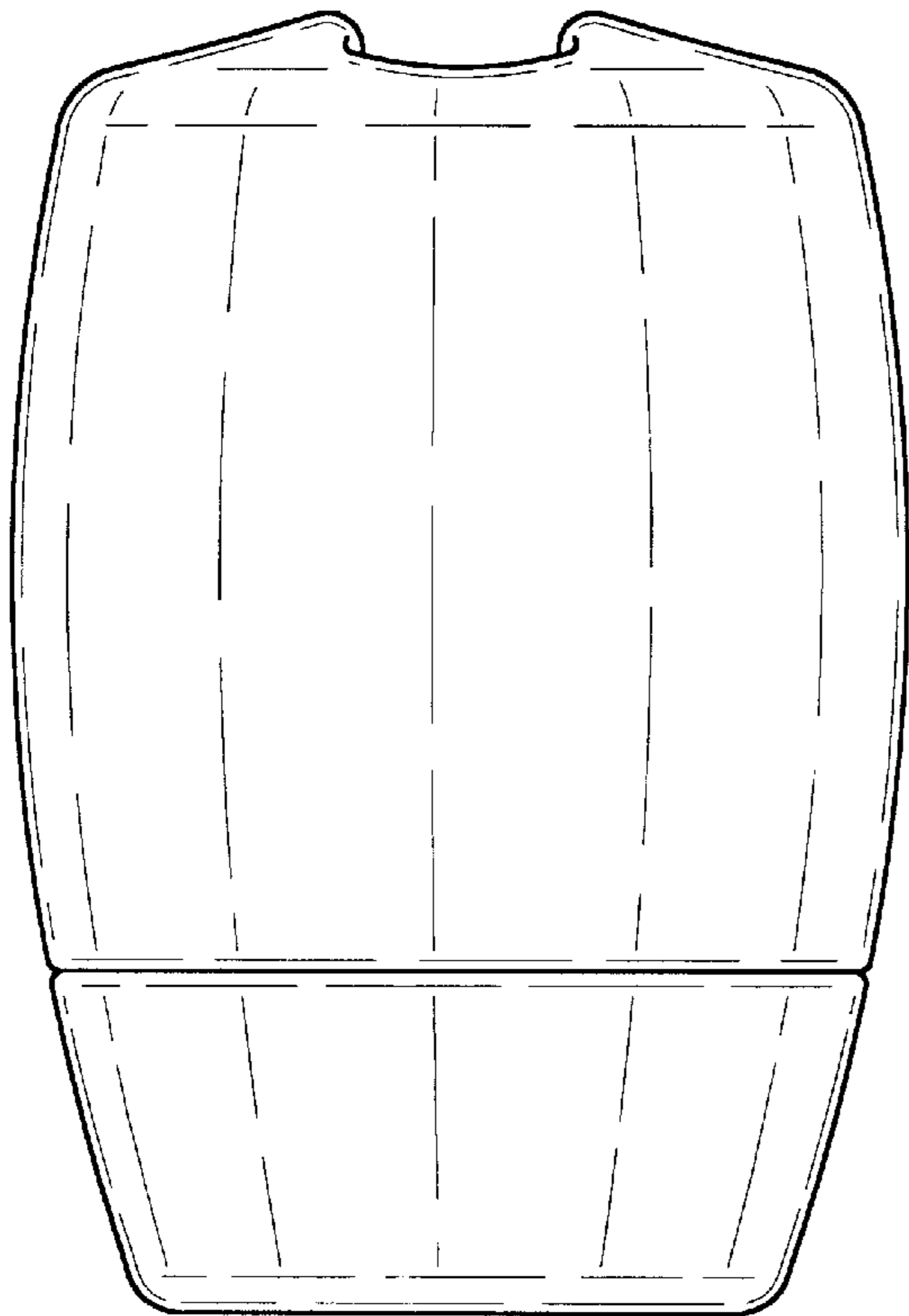


FIG-3

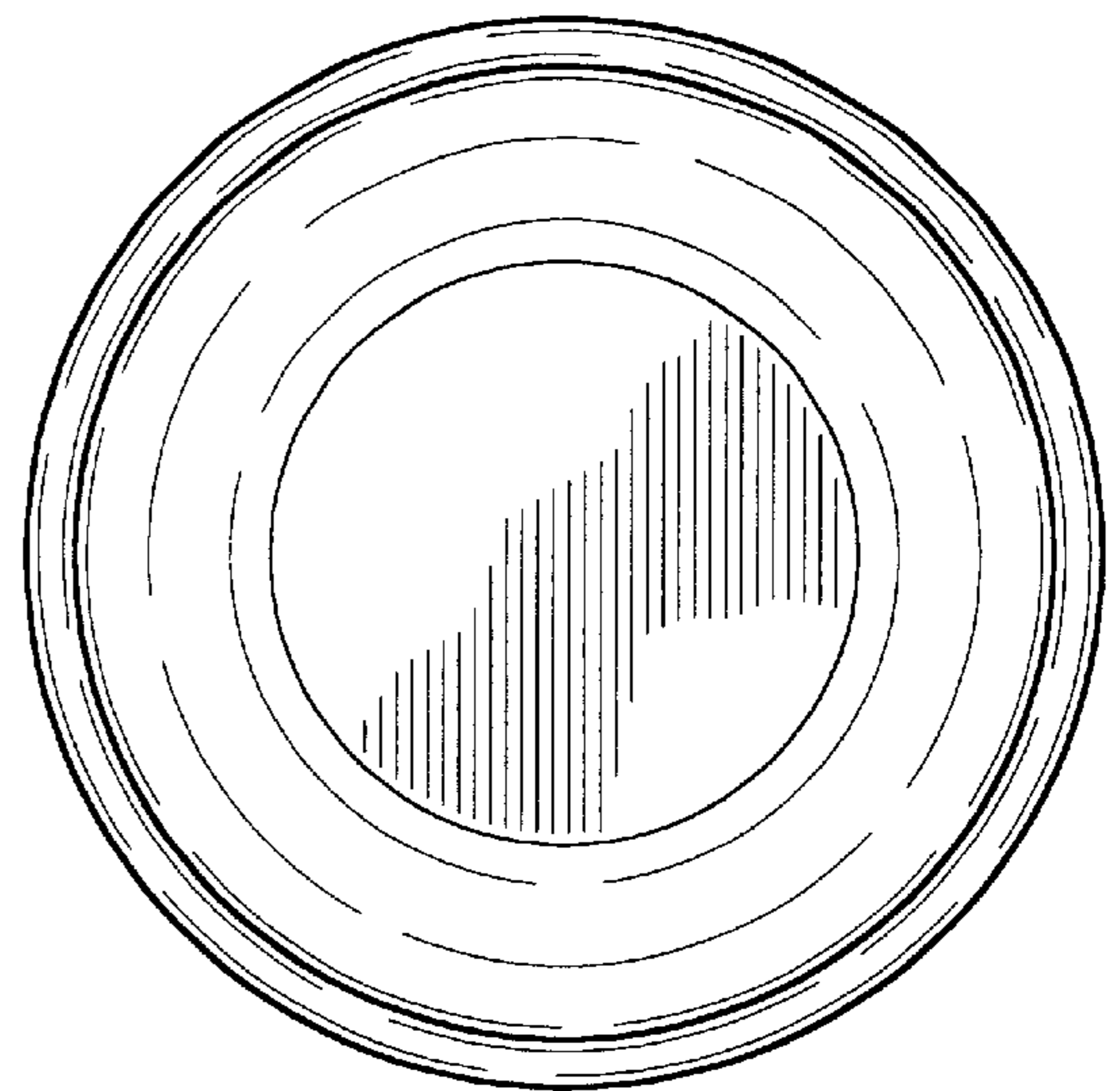


FIG-4