



US00D468941S

(12) **United States Design Patent**
List, Jr. et al.

(10) **Patent No.: US D468,941 S**

(45) **Date of Patent: ** *Jan. 21, 2003**

(54) **TRANSPARENT WARDROBE LOCKER DOOR WITH SINGLE POINT RECESSED HANDLE**

D309,540 S * 7/1990 Suttles et al. D6/491
D322,725 S * 12/1991 Strickland, III D6/631
D368,588 S * 4/1996 Goraleski et al. D6/300
D408,657 S * 4/1999 Koch D6/470

(76) Inventors: **Herbert A. List, Jr.**, 401 NW. 12th Ave., Deerfield Beach, FL (US) 33442;
Michael Strange, 401 NW. 12th Ave., Deerfield Beach, FL (US) 33442

* cited by examiner

Primary Examiner—Cathron C. Brooks
(74) *Attorney, Agent, or Firm*—Robert M. Downey, P.A.

(*) Notice: This patent is subject to a terminal disclaimer.

(57) **CLAIM**

(**) Term: **14 Years**

The ornamental design for a transparent wardrobe locker door with single point recessed handle, as shown and described.

(21) Appl. No.: **29/137,343**

DESCRIPTION

(22) Filed: **Feb. 17, 2001**

(51) **LOC (7) Cl.** **06-06**

(52) **U.S. Cl.** **D6/509; D6/470**

(58) **Field of Search** D6/397, 432, 433, D6/436, 437, 438, 440, 441, 445, 446, 448, 491, 509, 470; 312/107, 204, 213, 284

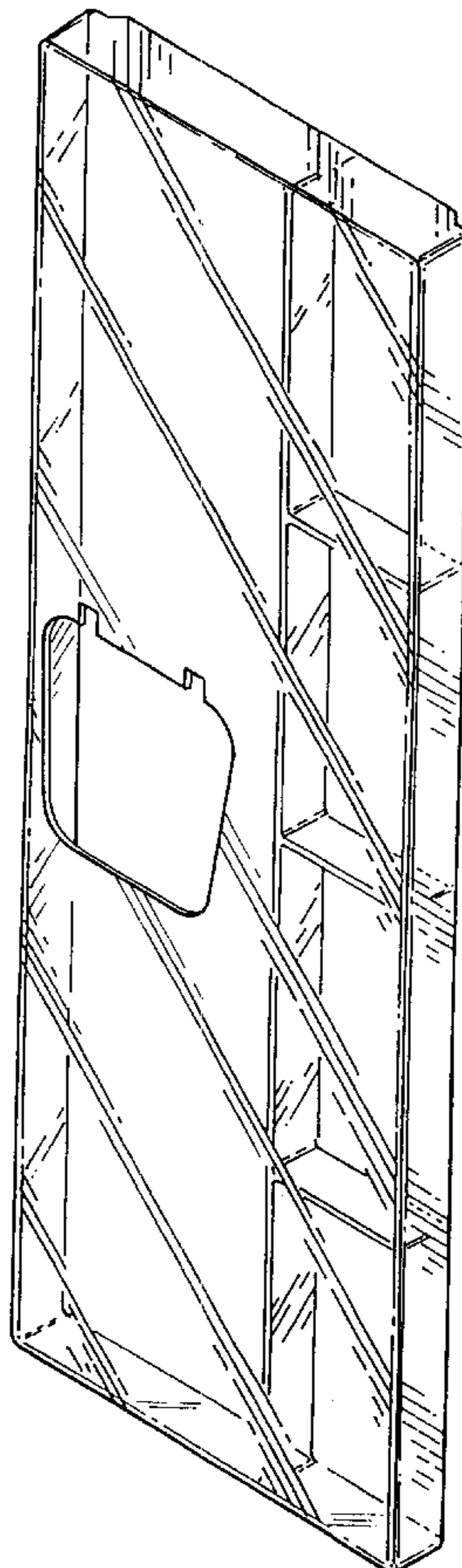
FIG. 1 is a front top perspective view of a transparent wardrobe locker door showing our new design;
FIG. 2 is a bottom plan view thereof, the top plan view being identical to the bottom plan view;
FIG. 3 is a rear elevational view thereof;
FIG. 4 is a left end elevational view thereof, the right end elevational view being identical to the left end elevational view; and,
FIG. 5 is a top front perspective view of a transparent wardrobe locker door showing a further embodiment of our new design.

(56) **References Cited**

U.S. PATENT DOCUMENTS

D121,440 S * 7/1940 West D6/470
3,963,289 A * 6/1976 Pralle 312/245

1 Claim, 3 Drawing Sheets



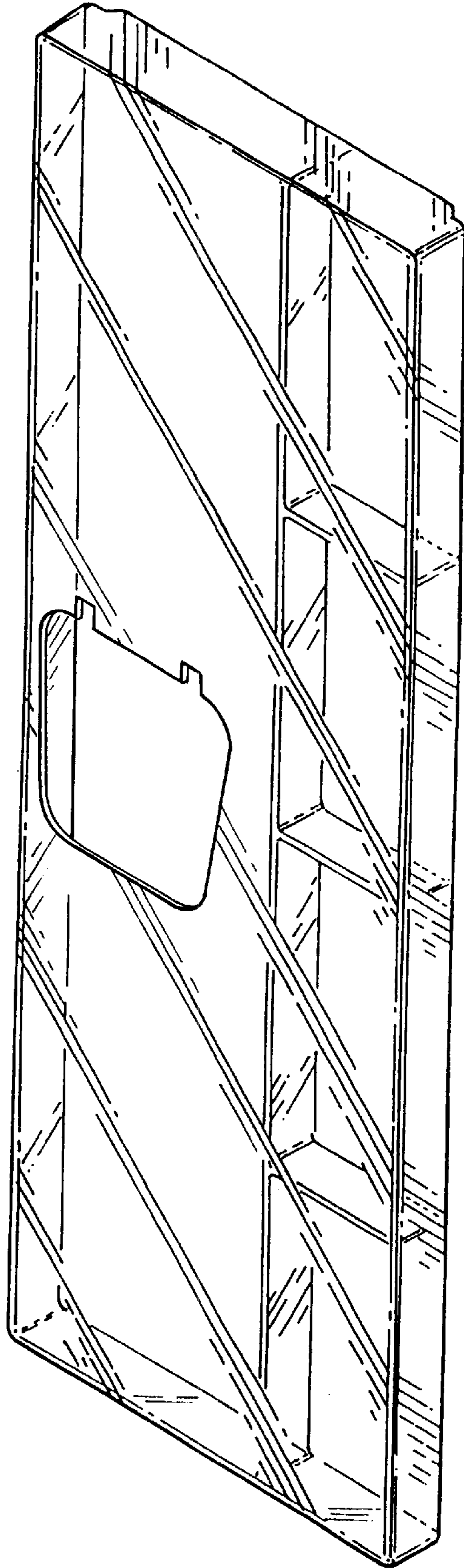


FIG. 1

FIG. 2

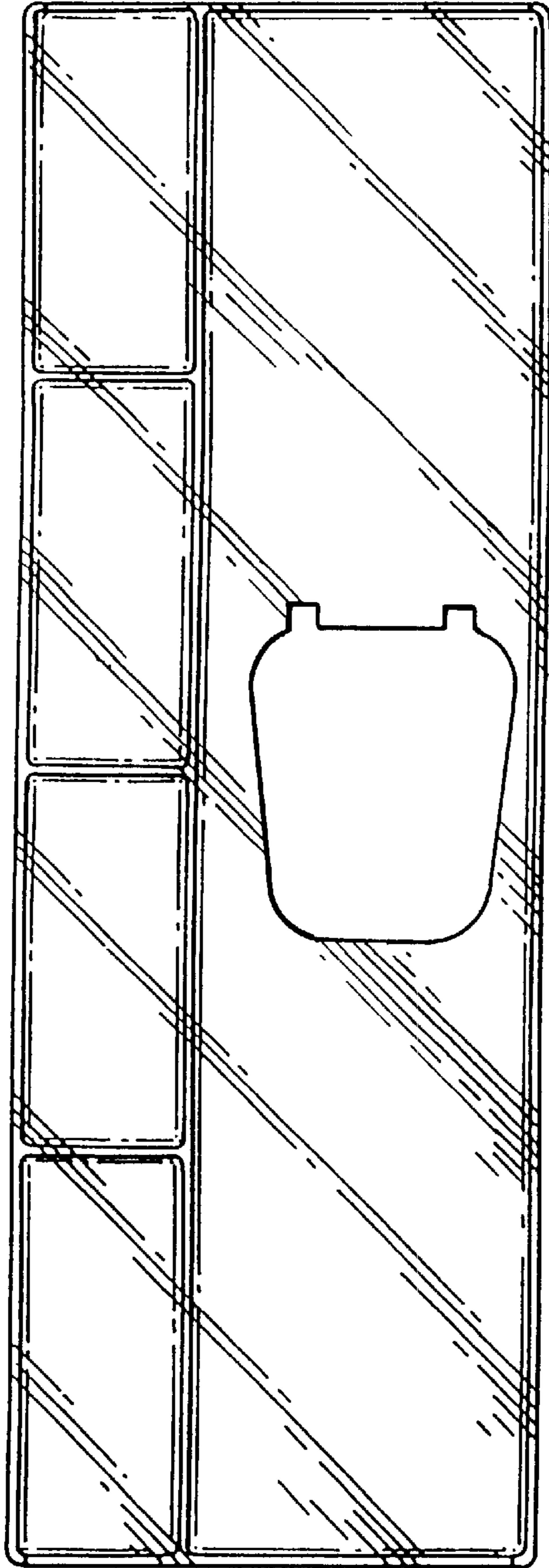


FIG. 3

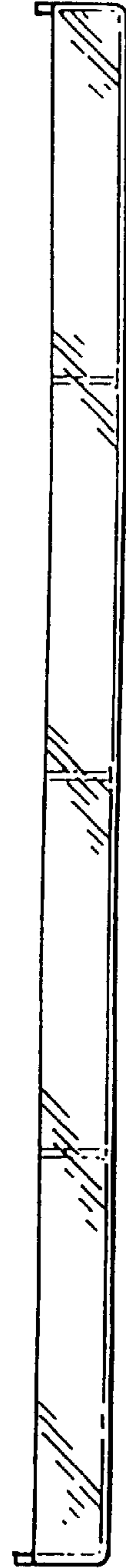


FIG. 4

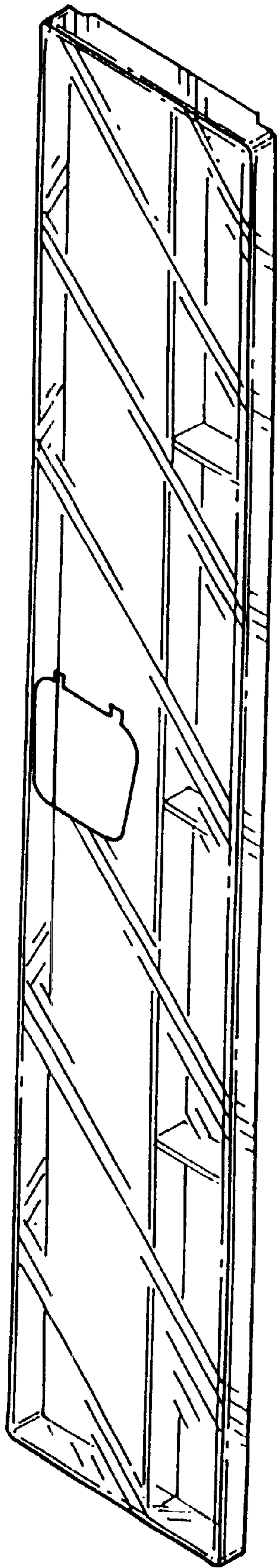


FIG. 5