



US00D468937S

(12) **United States Design Patent** (10) **Patent No.:** **US D468,937 S**
Berry, Jr. et al. (45) **Date of Patent:** **** Jan. 21, 2003**

(54) **CHINA CABINET**

(76) Inventors: **Richard D. Berry, Jr.**, 5665 Grace Chapel Rd., Hickory, NC (US) 28601;
David A. Clark, 2101 Mirow Pl., Charlotte, NC (US) 28270

(**) Term: **14 Years**

(21) Appl. No.: **29/143,049**

(22) Filed: **Jun. 6, 2001**

(51) **LOC (7) Cl.** **06-04**

(52) **U.S. Cl.** **D6/470; D6/438**

(58) **Field of Search** D6/436, 437-439, D6/445-447, 470, 441; 312/114, 117, 204, 224

(56) **References Cited**

U.S. PATENT DOCUMENTS

D371,256 S	*	7/1996	Paus	D6/438
D371,688 S	*	7/1996	Keller	D6/438
D441,219 S	*	5/2001	Cain	D6/438
D447,886 S	*	9/2001	OaHare et al.	D6/438

OTHER PUBLICATIONS

Ethan Allen Treasury, Radius China Cabinet, p. 263, 1998.*
 Furniture Today, Armoire, p. 213, Oct. 16, 2000.*

* cited by examiner

Primary Examiner—Cathron C. Brooks

(74) *Attorney, Agent, or Firm*—Brown Raysman Millstein Felder & Steiner, LLP

(57) **CLAIM**

The ornamental design for a china cabinet, as shown and described.

DESCRIPTION

A portion of the disclosure of this patent document contains material which is subject to copyright protection. The copyright owner has no objection to the facsimile reproduction by anyone of the patent document or the patent disclosure, as it appears in the Patent and Trademark Office patent files or records, but otherwise reserves all copyright rights whatsoever.

FIG. 1 is top view of the new design;

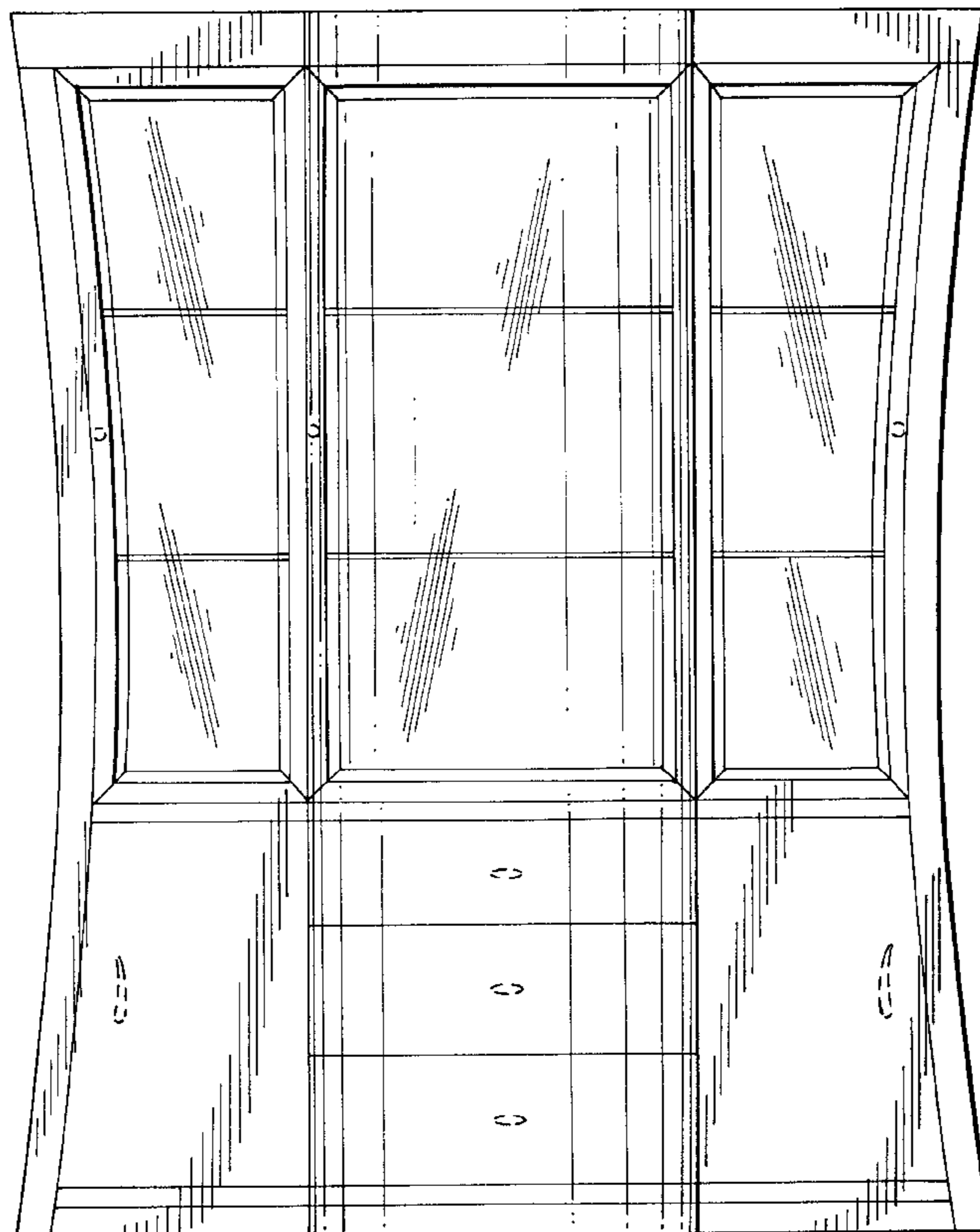
FIG. 2 is a front view thereof; and,

FIG. 3 is an end view thereof; the other end view is identical and therefore not shown.

The bottom and back are not part of the ornamental design and are therefore not shown.

The broken line showing of hardware is for illustrative purposes only and forms no part of the claimed design.

1 Claim, 2 Drawing Sheets



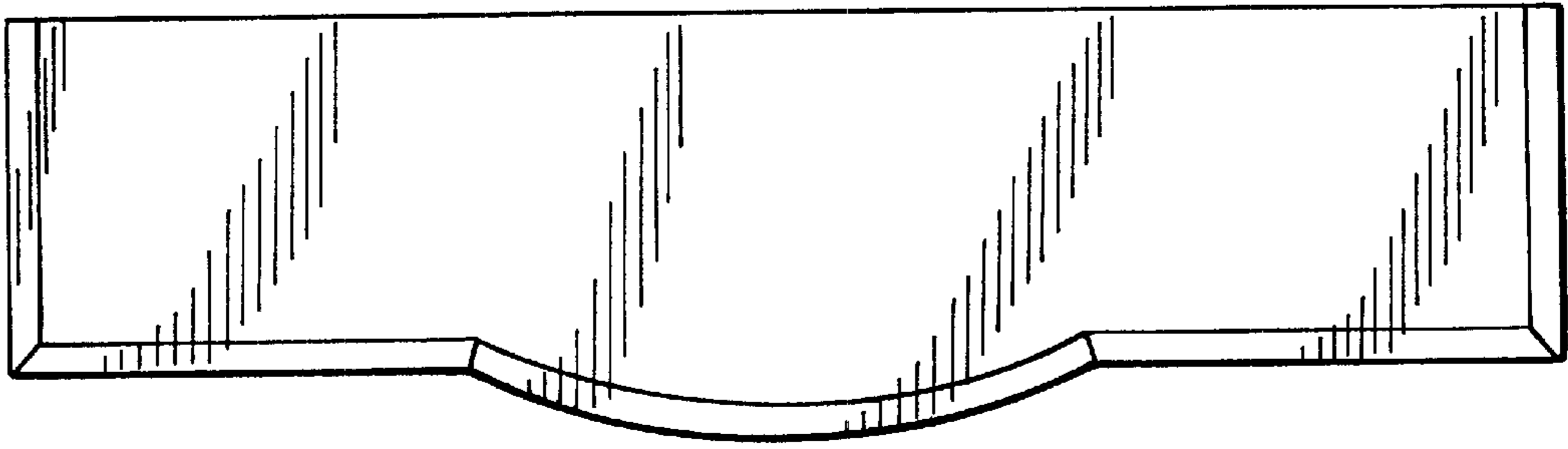


FIG. 1

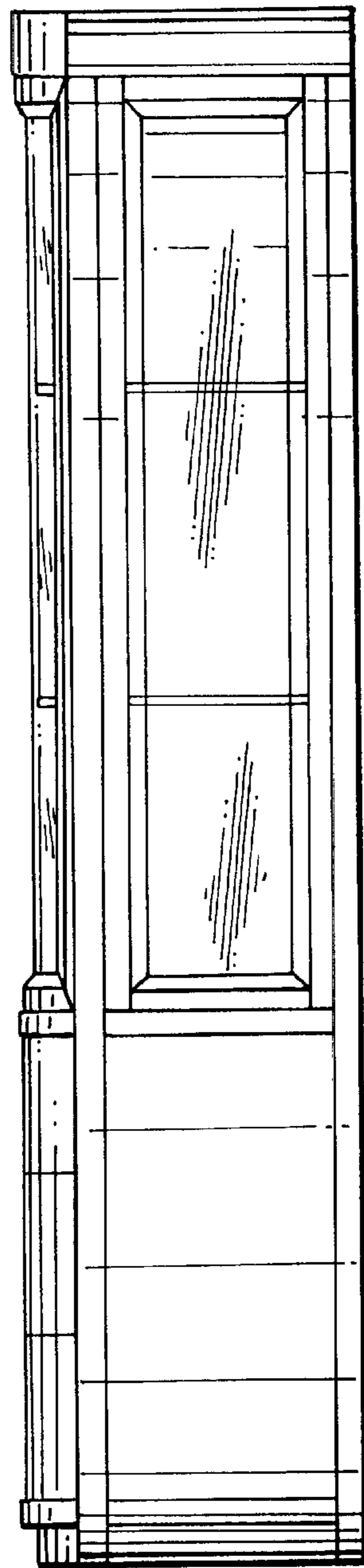


FIG. 3

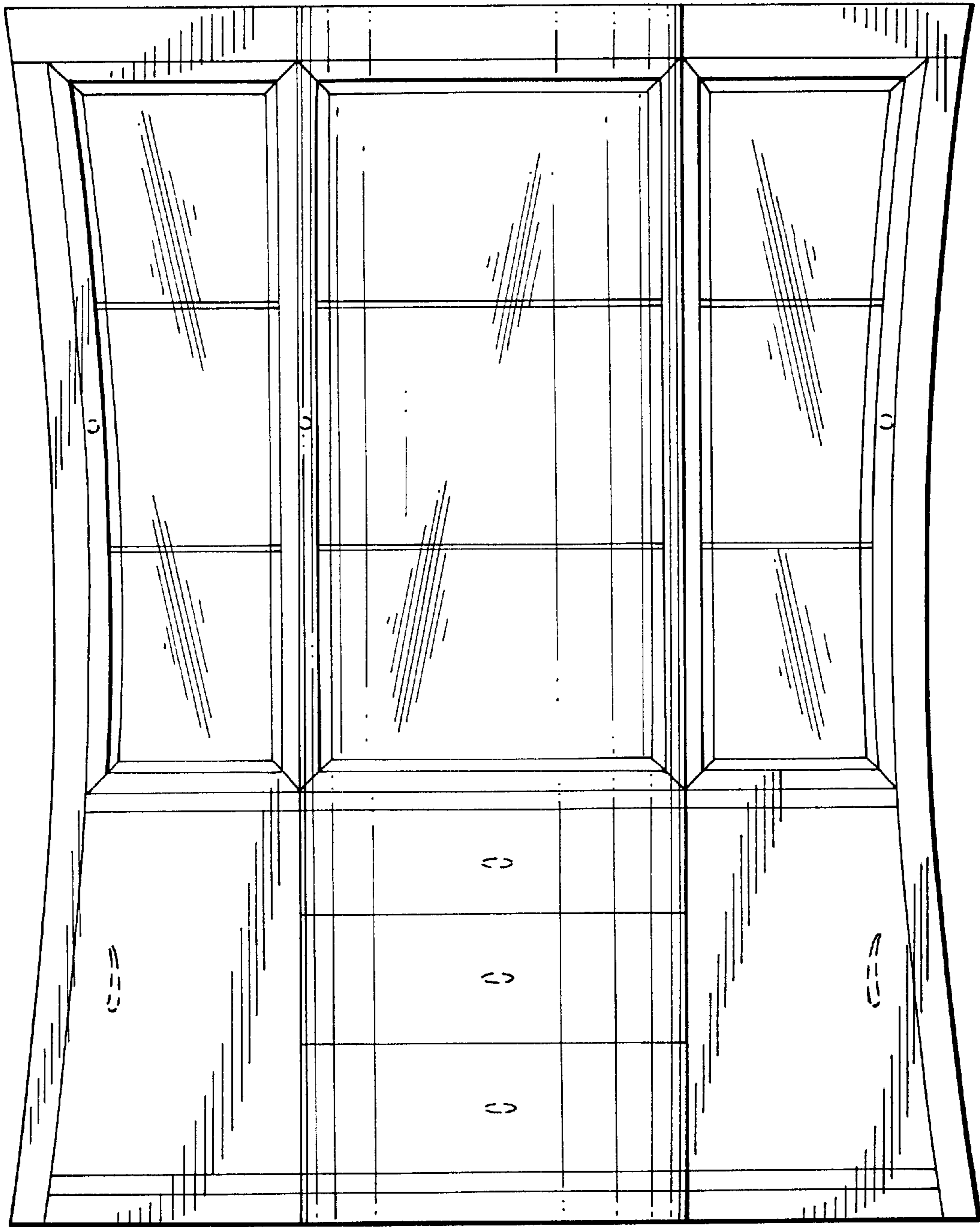


FIG. 2