



US00D468930S

(12) **United States Design Patent**  
**Berry, Jr. et al.**

(10) **Patent No.:** **US D468,930 S**  
(45) **Date of Patent:** **\*\* Jan. 21, 2003**

(54) **DRESSER**

(76) Inventors: **Richard D. Berry, Jr.**, 5665 Grace Chapel Rd., Hickory, NC (US) 28601;  
**David A. Clark**, 2101 Mirow Pl., Charlotte, NC (US) 28270

(\*\*) Term: **14 Years**

(21) Appl. No.: **29/143,042**

(22) Filed: **Jun. 6, 2001**

(51) **LOC (7) Cl.** ..... **06-04**

(52) **U.S. Cl.** ..... **D6/441; D6/446**

(58) **Field of Search** ..... D6/432-448; 312/138.1, 312/196, 204, 224, 238, 278, 279, 291

(56) **References Cited**

**U.S. PATENT DOCUMENTS**

D146,376 S	*	2/1947	Obrig	.....	D6/446
D264,530 S	*	5/1982	Aulbert et al.	.....	D6/446
D339,938 S	*	10/1993	Fisher	.....	D6/492
D419,796 S	*	2/2000	O'Hare	.....	D6/441
D446,119 S	*	8/2001	Sabo	.....	D9/446
D450,476 S	*	11/2001	Vaaler	.....	D6/441
D452,088 S	*	12/2001	Hokanson	.....	D6/446
D454,445 S	*	3/2002	O'Hare et al.	.....	D6/446
D454,724 S	*	3/2002	Hokanson	.....	D6/441
D455,286 S	*	4/2002	O'Hare et al.	.....	D6/441
D455,288 S	*	4/2002	O'Hare et al.	.....	D6/446

**OTHER PUBLICATIONS**

Furniture Today, Montalbano Dresser, p. 120, Oct. 16, 2000.\*

Furniture Today, Butler Chest, p. 154, Oct. 16, 2000.\*

Furniture Today, Karya Armoire, p. 213, Oct. 16, 2000.\*

\* cited by examiner

*Primary Examiner*—Cathron C. Brooks

(74) *Attorney, Agent, or Firm*—Brown Raysman Millstein Felder & Steiner LLP

(57) **CLAIM**

The ornamental design for a dresser, as shown and described.

**DESCRIPTION**

A portion of the disclosure of this patent document contains material which is subject to copyright protection. The copyright owner has no objection to the facsimile reproduction by anyone of the patent document or the patent disclosure, as it appears in the Patent and Trademark Office patent files or records, but otherwise reserves all copyright rights whatsoever.

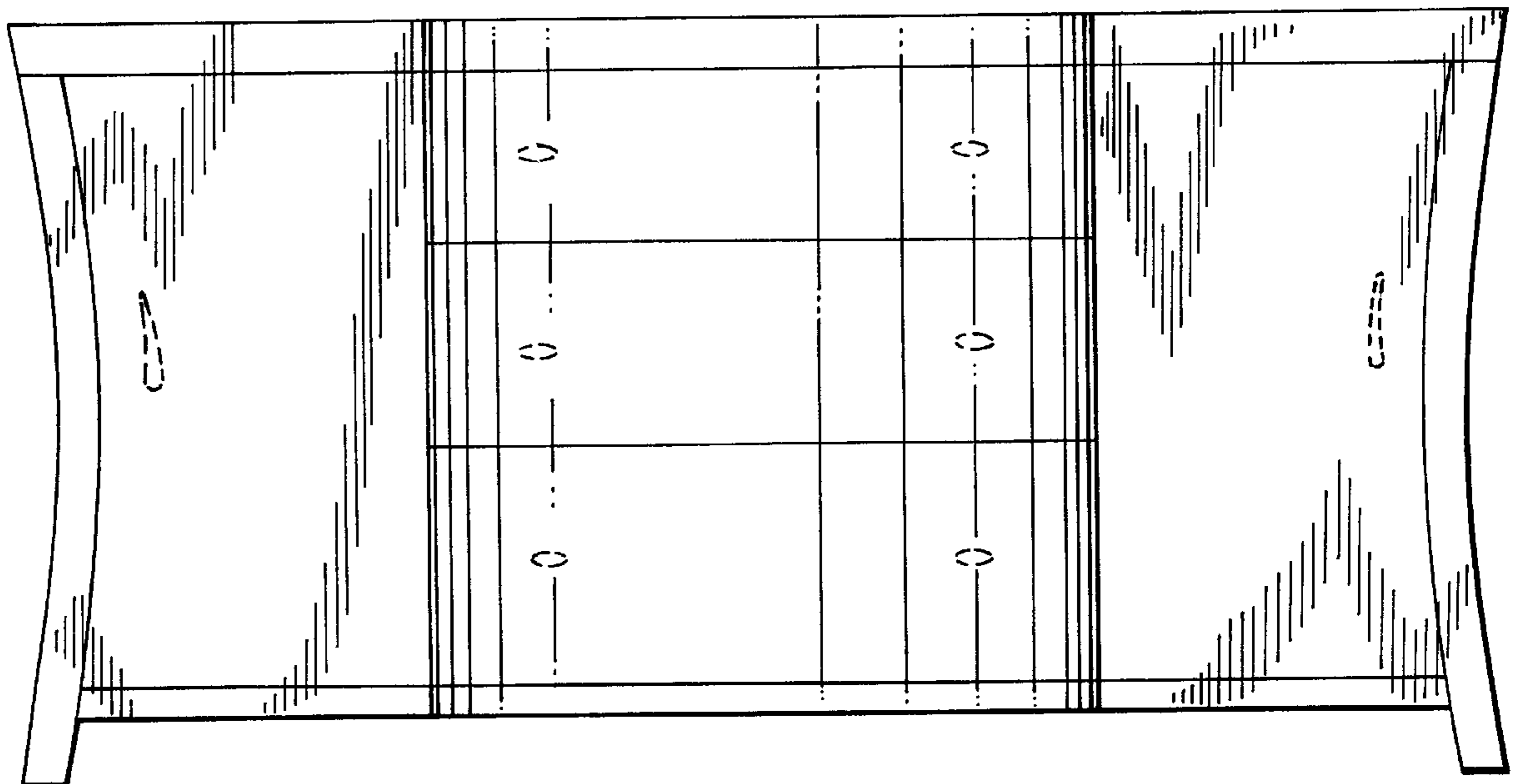
FIG. 1 is a front view of the new design;

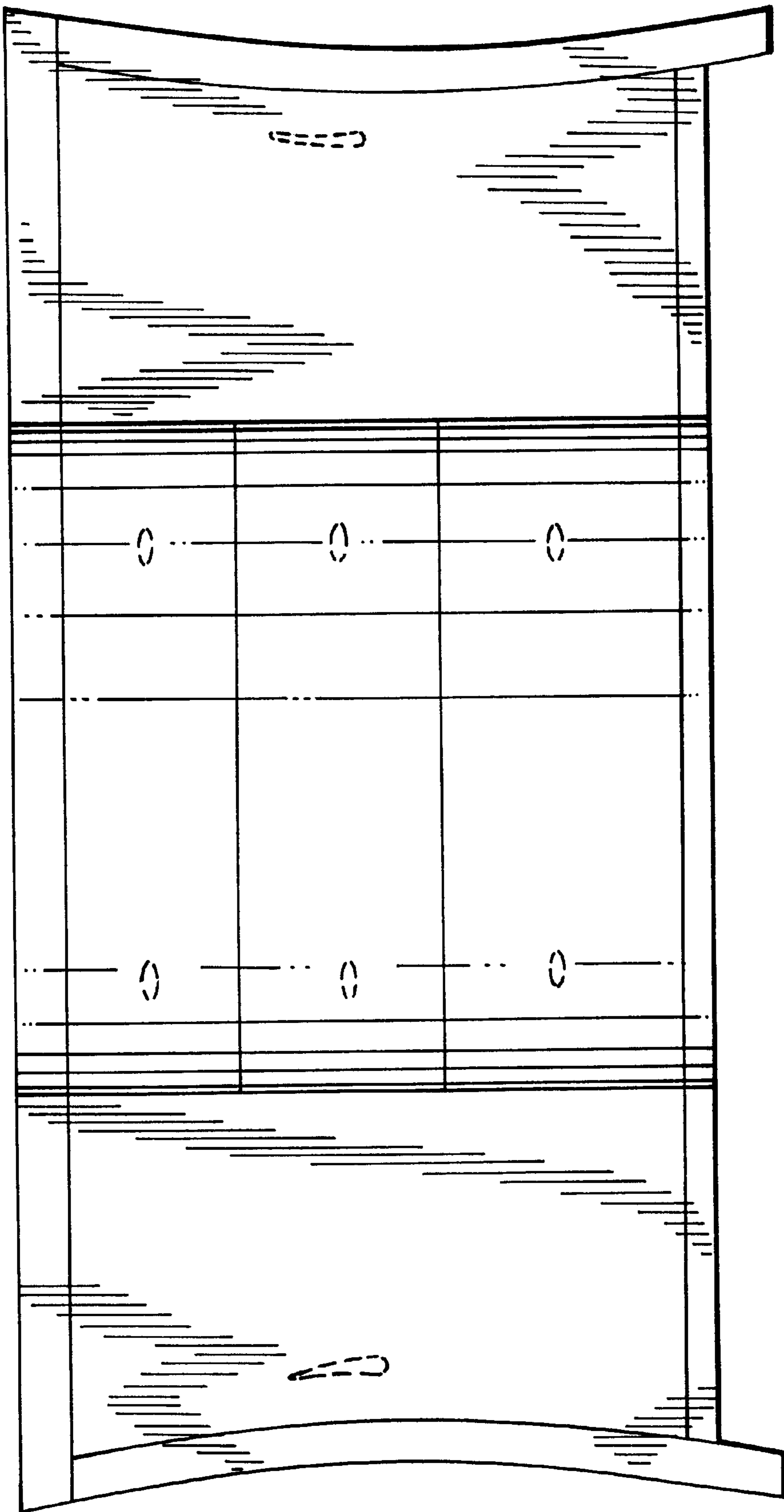
FIG. 2 is a top view thereof; and,

FIG. 3 is a side view thereof; the other side view is identical and therefore not shown.

The broken line showing of hardware is for illustrative purposes only and forms no part of the claimed design.

**1 Claim, 2 Drawing Sheets**





*FIG. 1*

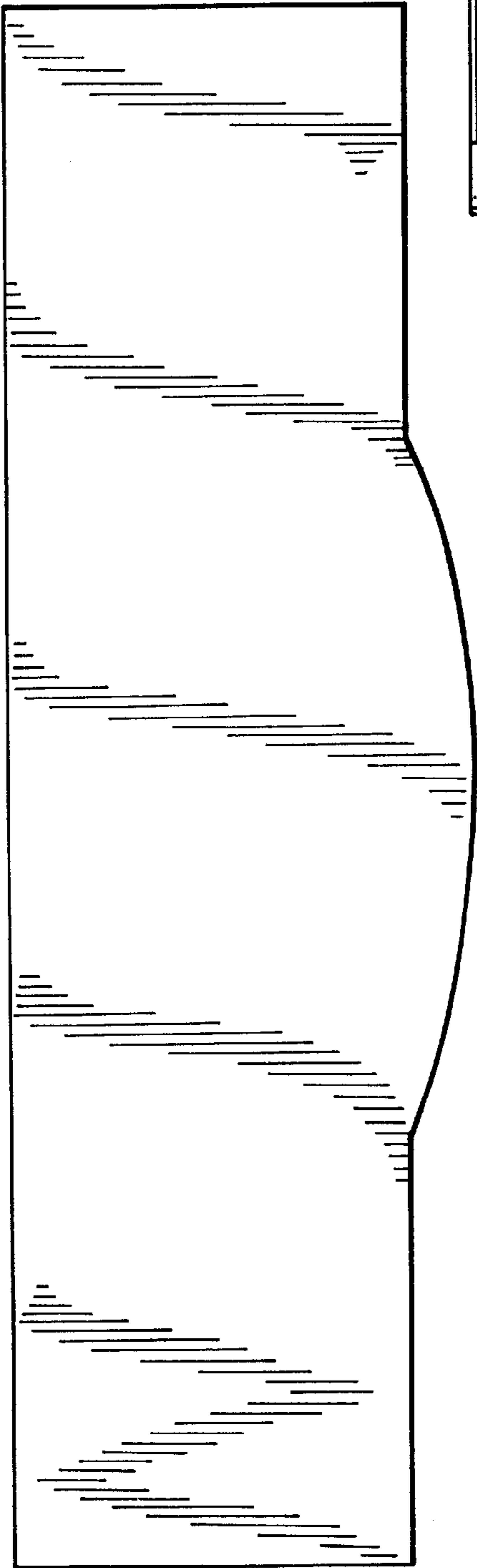


FIG. 2




FIG. 3