



US00D468894S

(12) **United States Design Patent**
Duclos

(10) **Patent No.:** **US D468,894 S**

(45) **Date of Patent:** **** Jan. 21, 2003**

(54) **SHOE SOLE**

(75) **Inventor:** **Gary Duclos, Newburyport, MA (US)**

(73) **Assignee:** **S, Inc., Wilmington, DE (US)**

(**) **Term:** **14 Years**

(21) **Appl. No.:** **29/146,078**

(22) **Filed:** **Aug. 2, 2001**

(51) **LOC (7) Cl.** **02-04**

(52) **U.S. Cl.** **D2/953; D2/951; D2/960**

(58) **Field of Search** **D2/900, 902, 904, D2/908, 909, 911, 912, 914, 916, 920, 946-948, 951-962, 967, 972, 977; 36/7.6, 7.7, 25 R, 30 R, 31, 59 C, 59 R, 67 B, 67 D, 67 R, 72 R, 114, 127, 129, 131, 132, 134, 135**

(56) **References Cited**

U.S. PATENT DOCUMENTS

D268,543 S	*	4/1983	Bretschneider	D2/953
D287,184 S	*	12/1986	Sironi	D2/960
D301,284 S	*	5/1989	Duclos et al.	D2/953
D308,286 S	*	6/1990	Austin	D2/957
D309,370 S	*	7/1990	Nagai et al.	D2/953
D322,881 S	*	1/1992	Bushman	D2/953
D324,448 S	*	3/1992	Blissett	D2/953
D325,807 S	*	5/1992	Austin	D2/952
D329,131 S	*	9/1992	Ostberg	D2/953

D341,246 S	*	11/1993	Lucarelli et al.	D2/953
D342,146 S	*	12/1993	Duncan et al.	D2/908
D379,259 S	*	5/1997	Kayano	D2/953
D382,692 S	*	8/1997	Carlson	D2/960
D394,947 S	*	6/1998	Avar	D2/960
D404,898 S	*	2/1999	Hudson	D2/953
D424,286 S	*	5/2000	Berend	D2/953
D437,104 S	*	2/2001	Mallery	D2/902
D459,062 S	*	6/2002	Pollastrelli	D2/953

* cited by examiner

Primary Examiner—Celia Murphy

(74) *Attorney, Agent, or Firm*—Fish & Richardson P.C.

(57) **CLAIM**

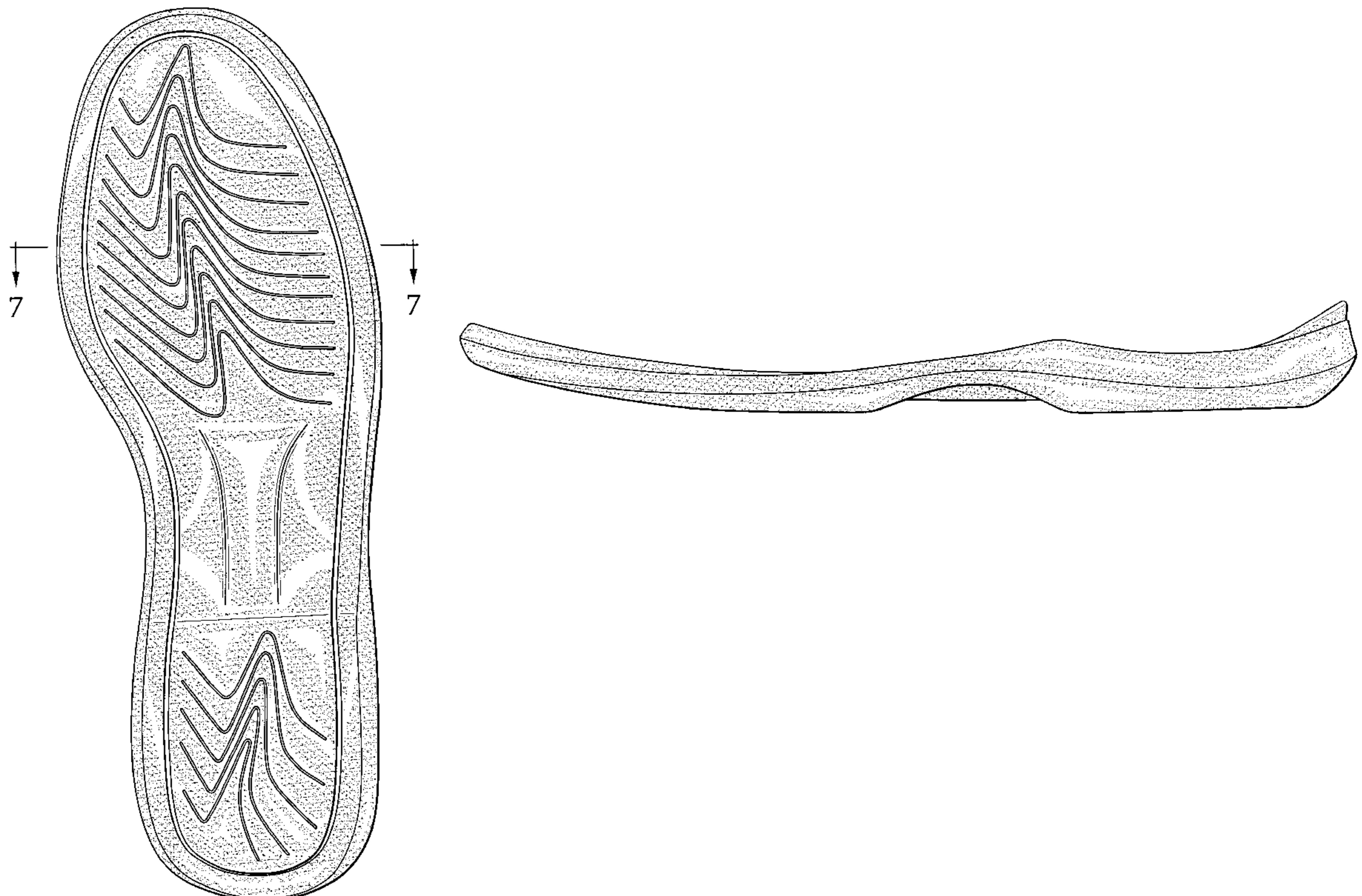
The ornamental design for a shoe sole, as shown and described.

DESCRIPTION

FIG. 1 is a perspective view of a shoe sole showing my new design;
FIG. 2 is a top plan view thereof;
FIG. 3 is a right side elevational view thereof;
FIG. 4 is a left side elevational view thereof;
FIG. 5 is a front elevational view thereof;
FIG. 6 is a rear elevational view thereof; and,
FIG. 7 is a cross-sectional view taken on line 7—7 of FIG. 2.

The top surface of the shoe sole forms no part of the claimed design.

1 Claim, 4 Drawing Sheets



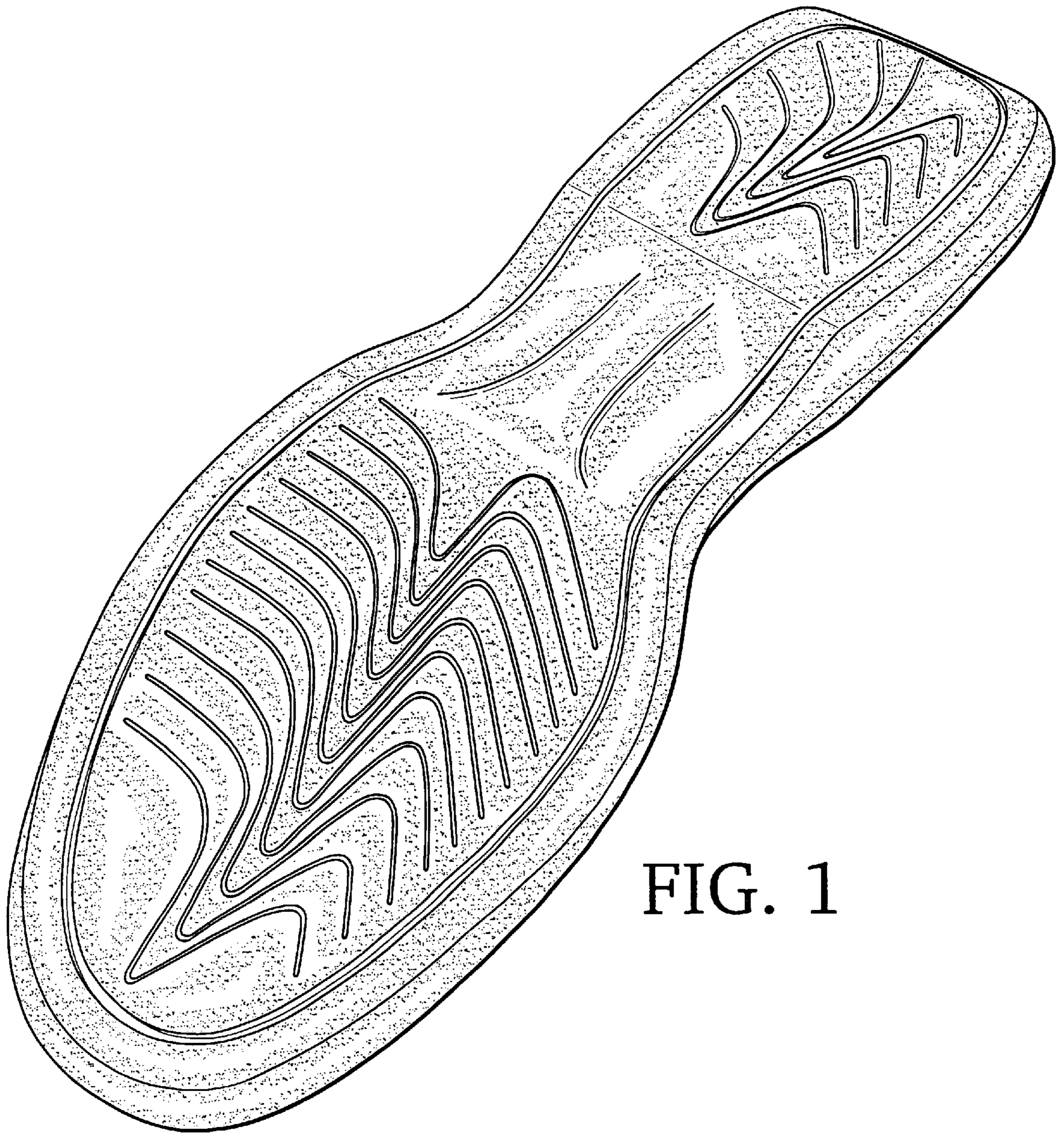


FIG. 1

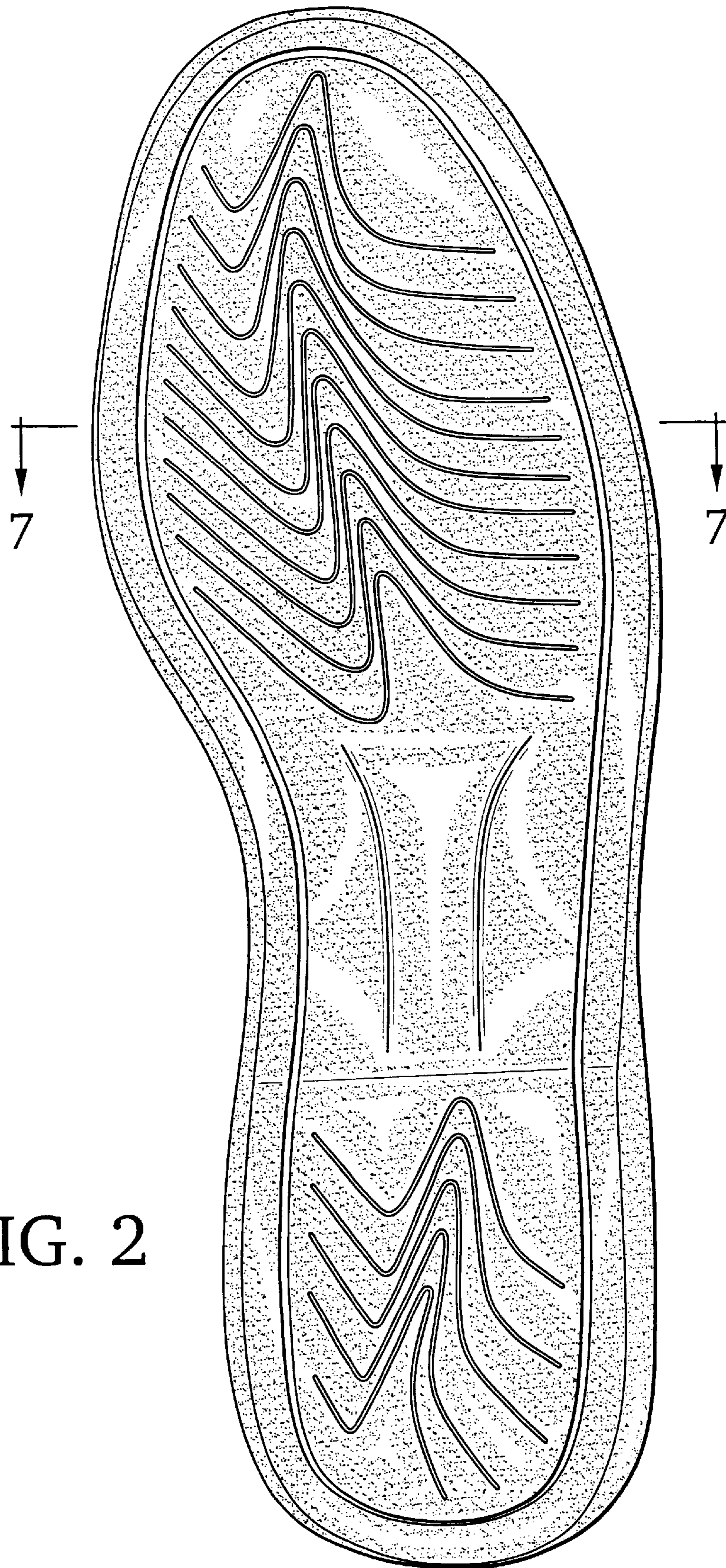


FIG. 2

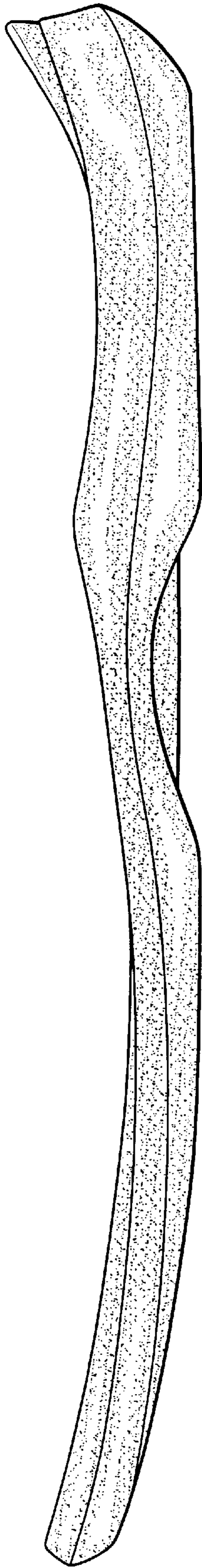


FIG. 3

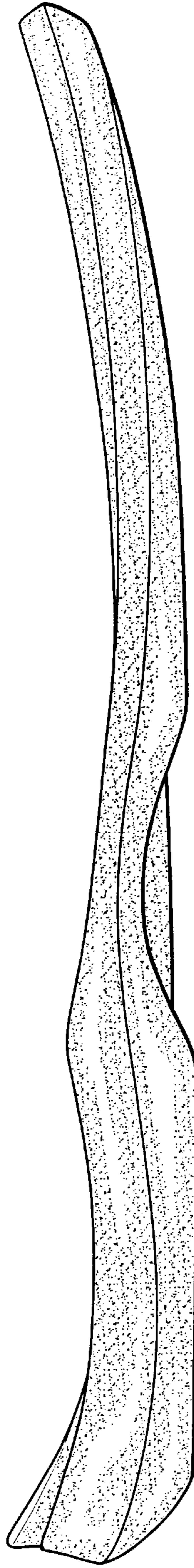


FIG. 4

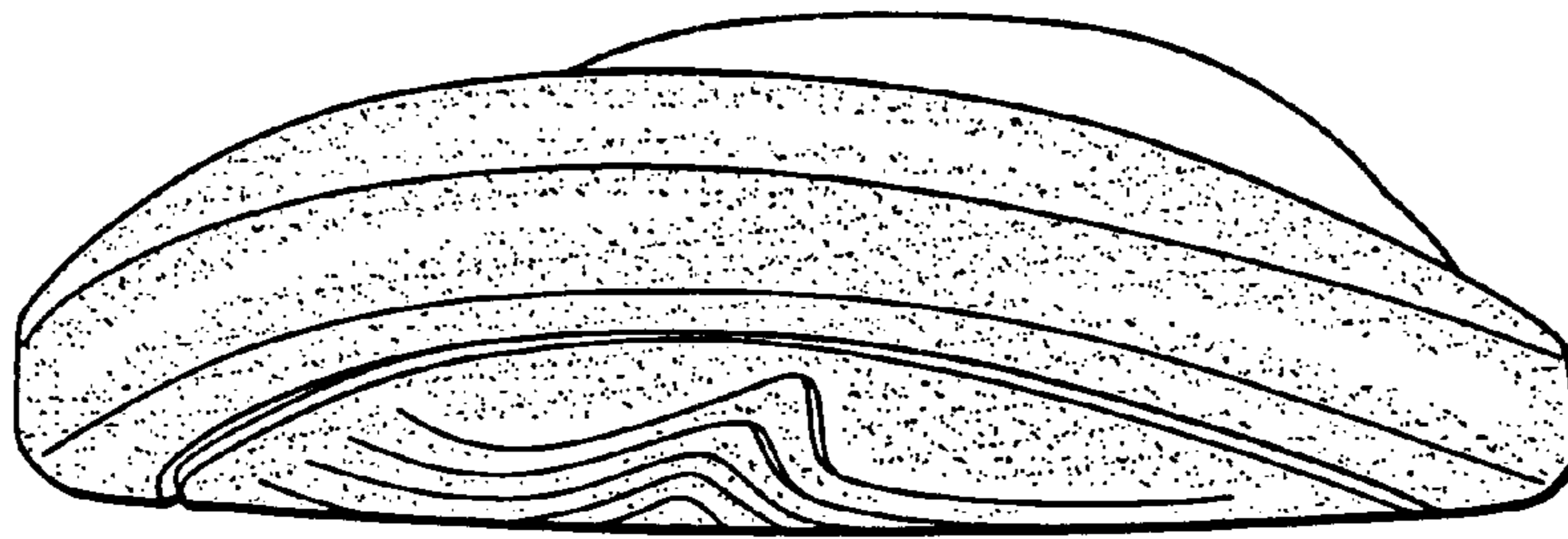


FIG. 5

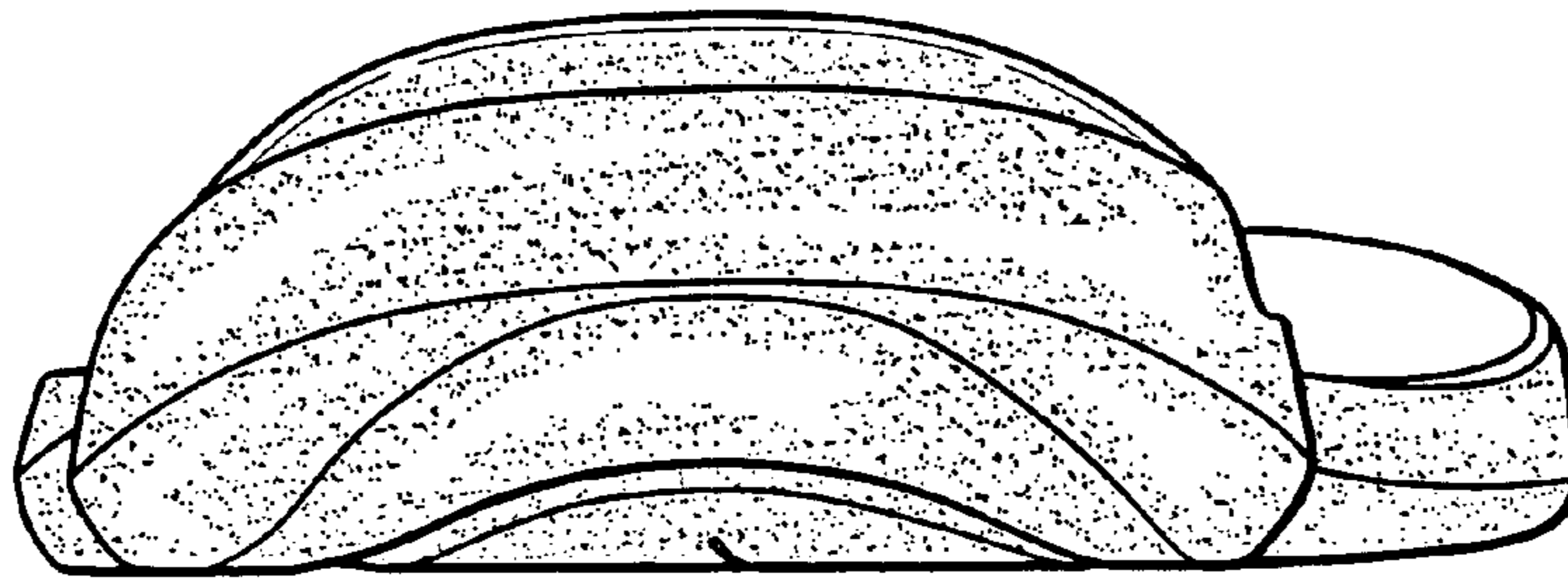


FIG. 6

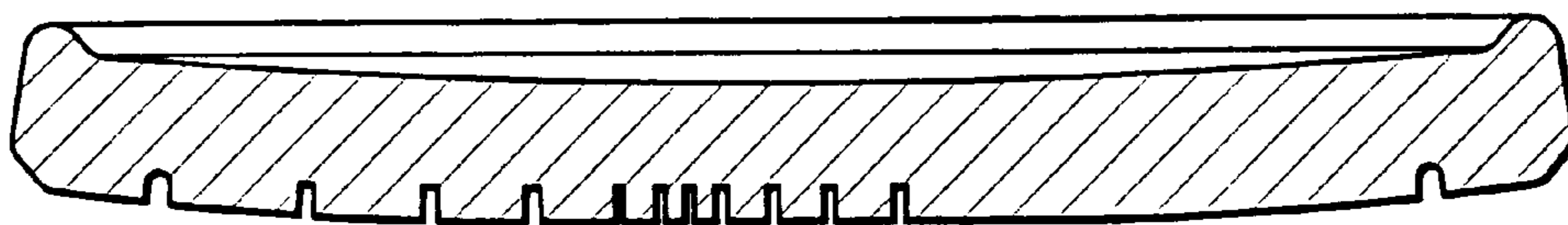


FIG. 7