



US00D468871S

(12) **United States Design Patent**
Roach et al.

(10) **Patent No.:** **US D468,871 S**
(45) **Date of Patent:** **** Jan. 14, 2003**

- (54) **BARBECUE MITT**
- (76) Inventors: **Alison A. Roach**, 600 Hanover Ct., #2V, Schaumburg, IL (US) 60194;
Maria Theodore, 204 S. Iowa Ave., Addison, IL (US) 60101; **Patricia A. Filkins**, 810 E. Shady Way, #210, Arlington Heights, IL (US) 60005
- (**) Term: **14 Years**
- (21) Appl. No.: **29/155,864**
- (22) Filed: **Feb. 19, 2002**
- (51) **LOC (7) Cl.** **29-02**
- (52) **U.S. Cl.** **D29/118**
- (58) **Field of Search** D2/614-623; D29/113-119, D29/123; 2/16-17, 19, 158-170, 907, 910, 917

5,740,554 A	4/1998	Reed	2/158
5,829,089 A	11/1998	Steadman	15/227
6,055,670 A	5/2000	Parker		
D441,920 S	5/2001	Fleishhacker	D29/119
6,279,165 B1	8/2001	Kobayashi		
D449,725 S	10/2001	Brown	D32/40

* cited by examiner

Primary Examiner—Louis S. Zarfes
Assistant Examiner—Robert A. Delehanty
(74) *Attorney, Agent, or Firm*—Alzheimer & Gray

(57) **CLAIM**

The ornamental design for a barbecue mitt, as shown.

DESCRIPTION

FIG. 1 is a perspective view of a barbecue mitt showing my new design in condition of use, the broken lines showing of an arm and barbecue equipment is for illustrative purposes and forms no part of the claimed design;

FIG. 2 is a side elevational view of one side of the FIG. 1 design;

FIG. 3 is a side elevational view of the opposite side of the FIG. 1 design;

FIG. 4 is a top plan view of the FIG. 1 design;

FIG. 5 is a bottom plan view of the FIG. 1 design;

FIG. 6 is a front (finger end) end elevational view of the FIG. 1 design;

FIG. 7 is a back (cuff end) end elevational view of the FIG. 1 design; and,

FIG. 8 is a fragmentary side elevational view similar to FIG. 3 but with the single finger portion of the barbecue mitt removed to show about one-half of the gusset provided between the single finger portion and the multiple finger portion of the inventive design for a barbecue mitt.

The broken lines shown on the mitt are understood to represent stitching.

(56) **References Cited**

U.S. PATENT DOCUMENTS

1,046,230 A	12/1912	Springhorn	401/7
1,231,168 A	6/1917	Jones	2/158 X
1,511,870 A	10/1924	Baskin	2/158
2,643,388 A	6/1953	Curtis	2/158
D171,524 S	2/1954	Baender		
2,735,108 A	2/1956	Cremer	2/158
2,810,131 A	10/1957	Kogut	2/158
D182,486 S	4/1958	Vinetz	D29/118
2,905,946 A	9/1959	Goldsmith	2/158
3,218,652 A	11/1965	Madnick et al.	D2/610 X
D258,625 S	3/1981	Sheridan	D29/113
D264,893 S	6/1982	Schroeder		
4,752,973 A	6/1988	Wolfberg et al.		
4,788,733 A	12/1988	Lerner		
4,884,374 A	* 12/1989	Natale et al.	2/161.8 X
D381,130 S	7/1997	Anderson		
D389,608 S	1/1998	Kraatz	D29/123
5,708,980 A	* 1/1998	LaManna et al.	2/163

1 Claim, 2 Drawing Sheets

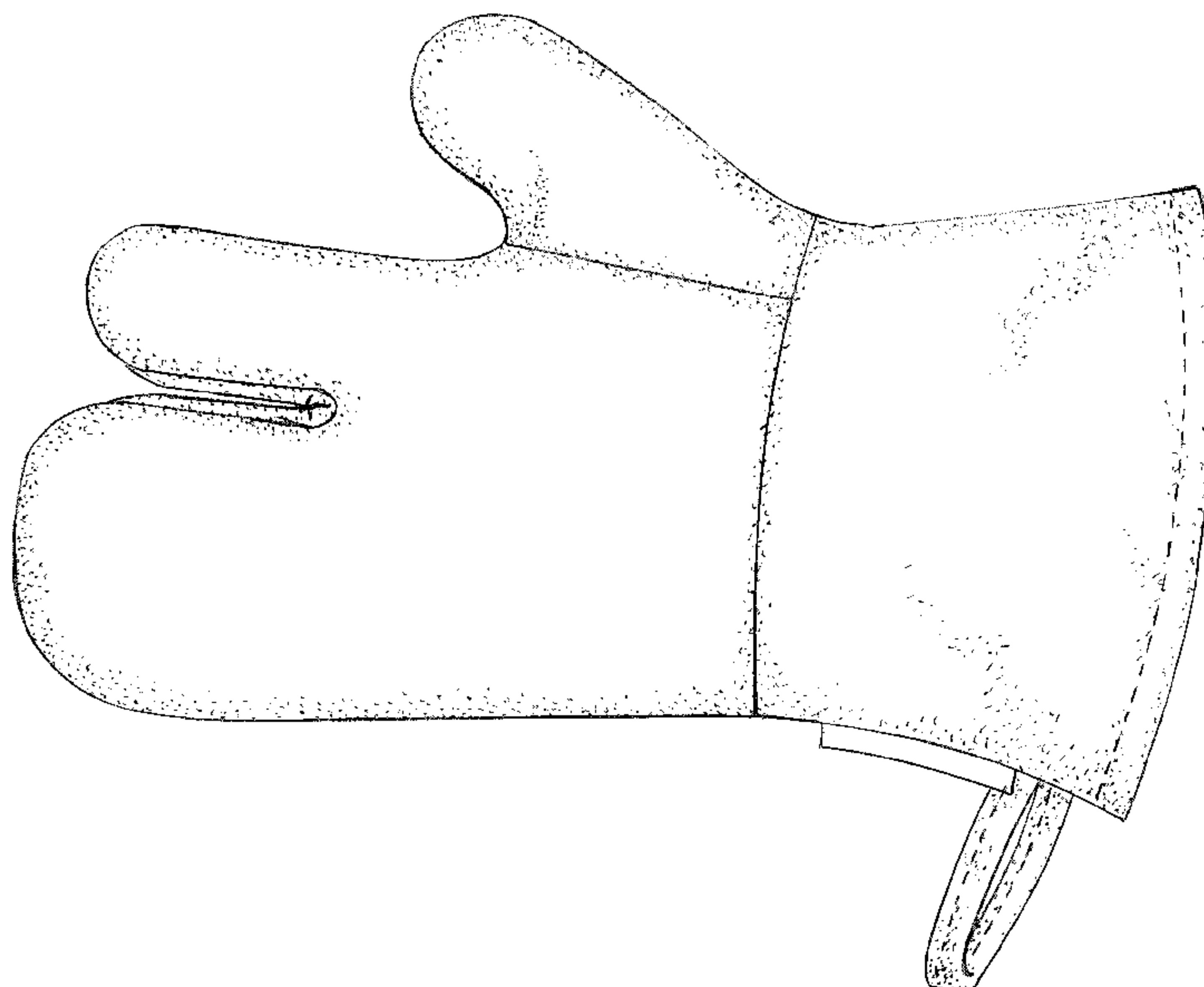


FIG. 1

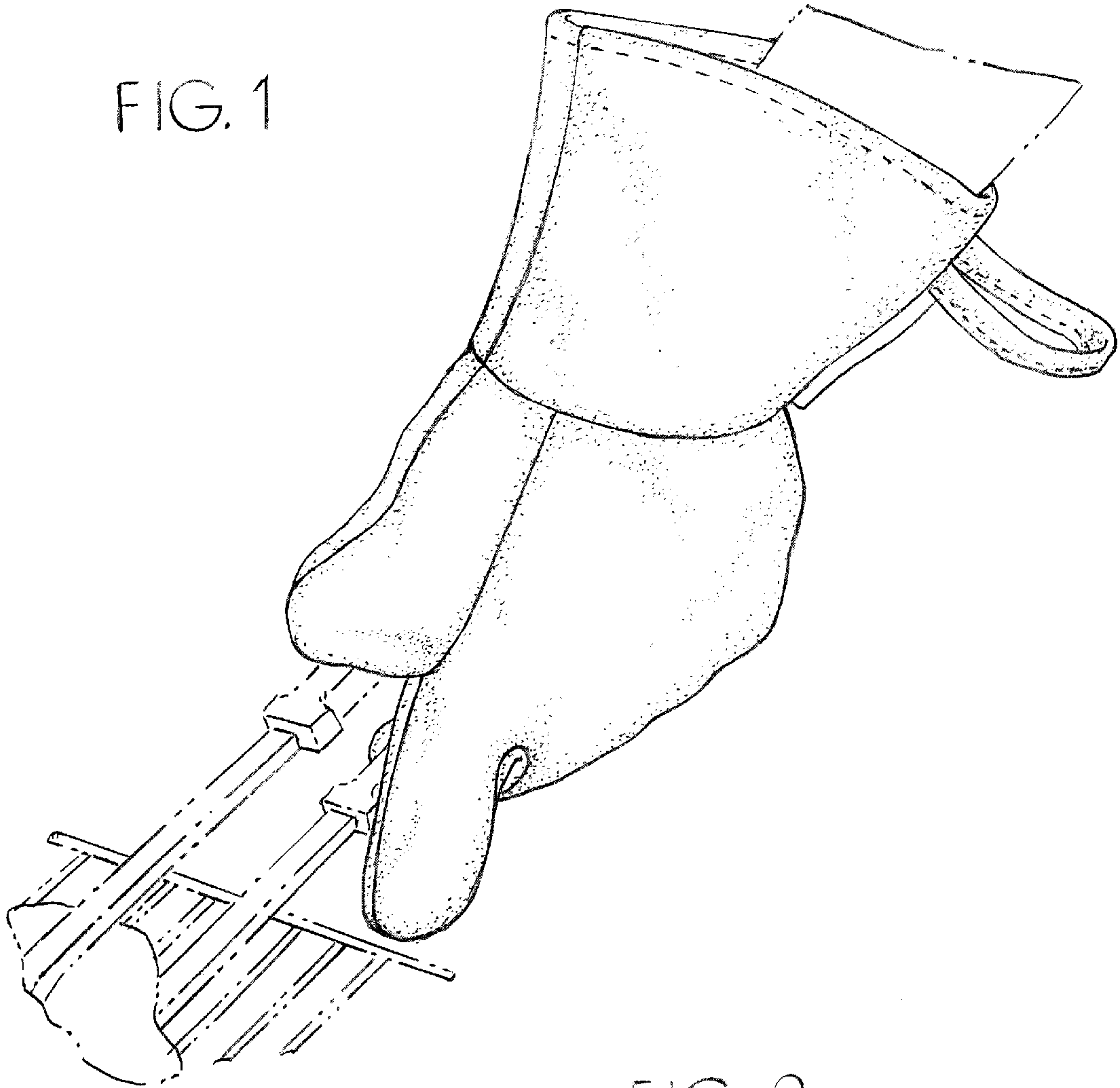


FIG. 2




FIG. 3




FIG. 4

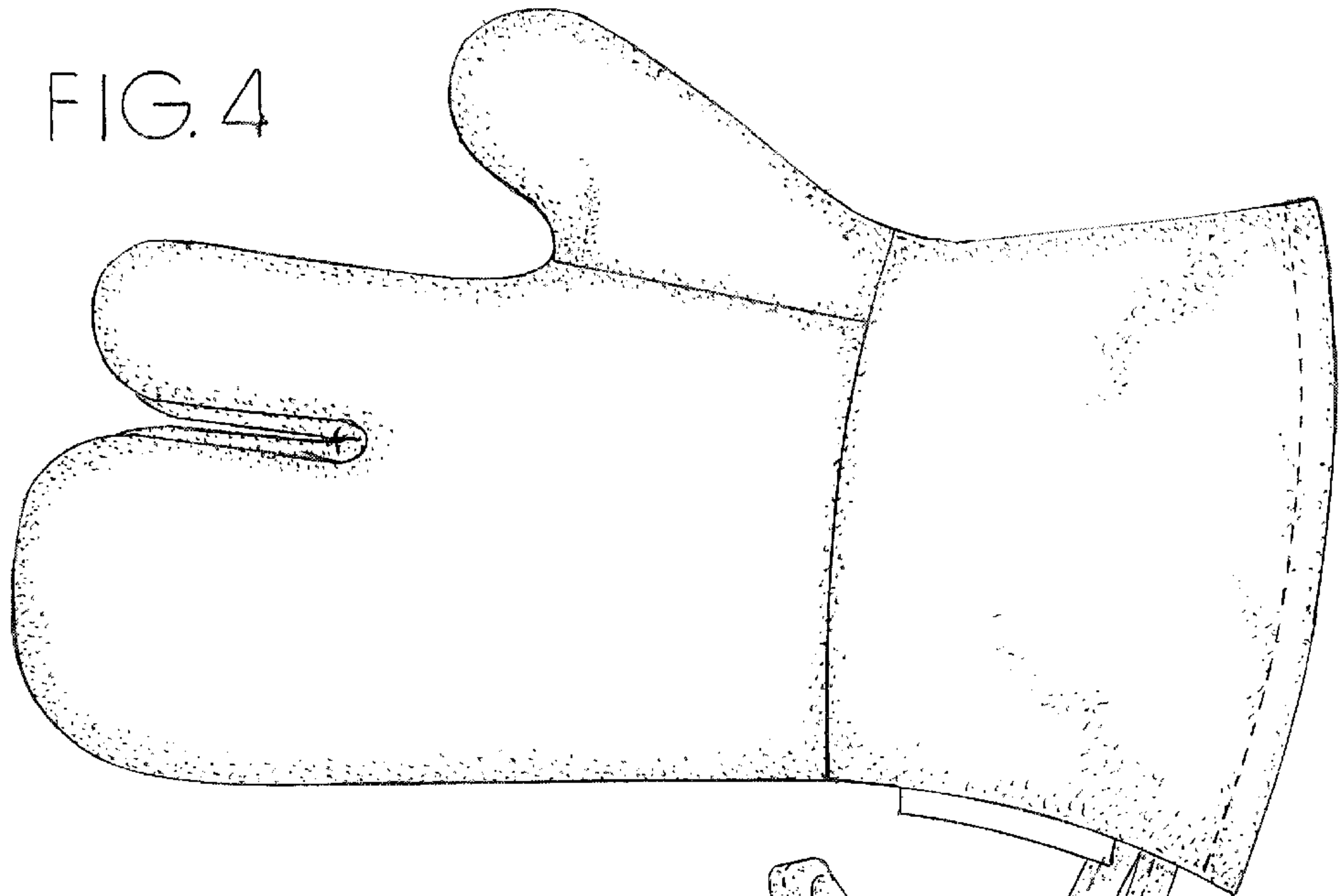


FIG. 5

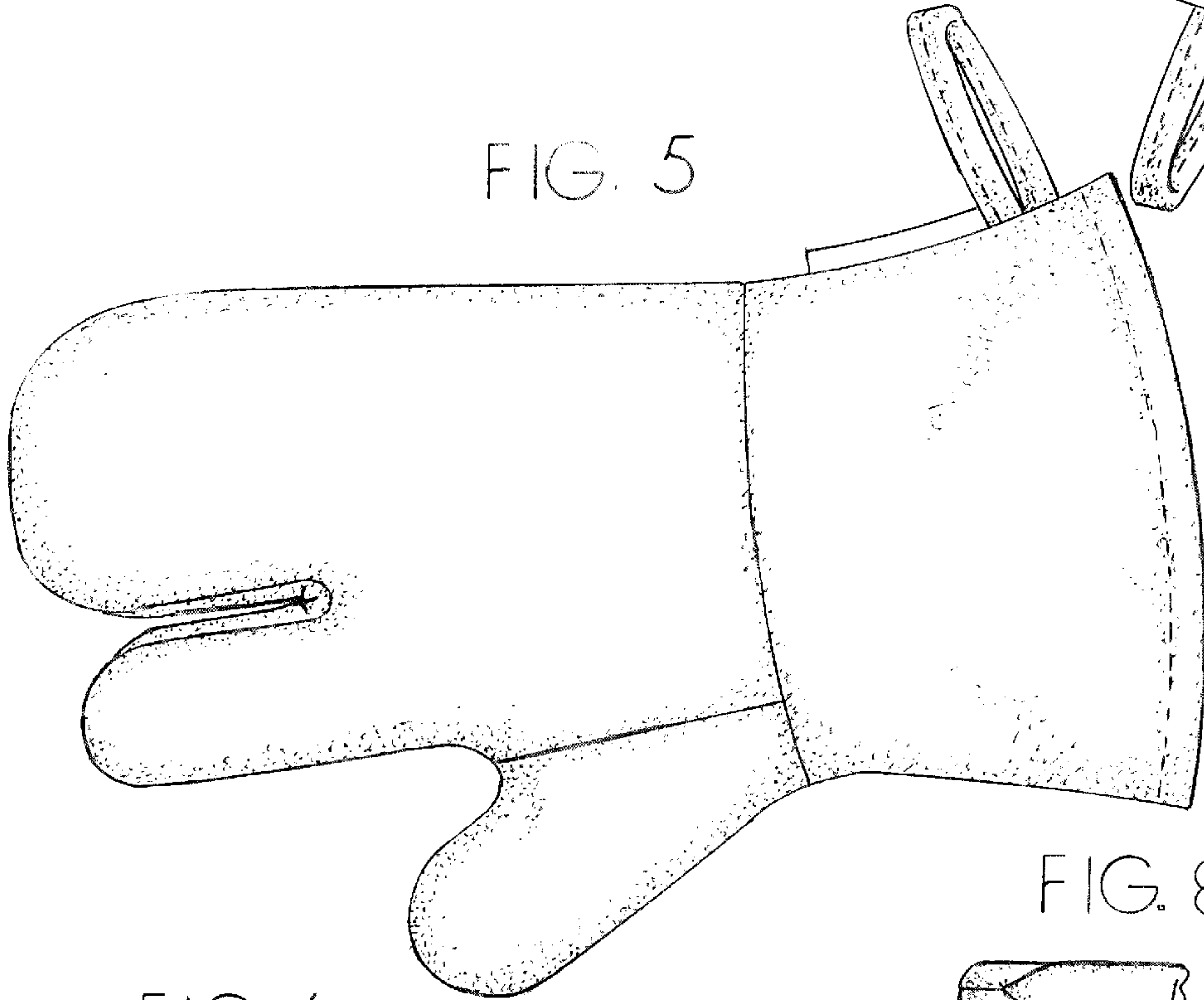


FIG. 8



FIG. 6




FIG. 7

