



US00D468864S

(12) **United States Design Patent**
Rieser

(10) **Patent No.:** **US D468,864 S**

(45) **Date of Patent:** **** Jan. 14, 2003**

(54) **NAIL FILE**

(76) Inventor: **Udo Rieser**, Taunusring 28, D-65205
Wiesbaden (DE)

(**) Term: **14 Years**

(21) Appl. No.: **29/163,613**

(22) Filed: **Jul. 8, 2002**

(30) **Foreign Application Priority Data**

Jan. 14, 2002 (XH) DM/058 930

(51) **LOC (7) Cl.** **28-03**

(52) **U.S. Cl.** **D28/59**

(58) **Field of Search** D28/56, 57, 59;
132/73, 73.5, 75, 75.3, 75.6, 76.2, 76.4,
76.5

(56) **References Cited**

U.S. PATENT DOCUMENTS

1,517,809	A	*	12/1924	Tipton	132/75
2,117,053	A	*	5/1938	Bickley	132/76.4
D170,035	S	*	7/1953	Troya	D28/59
D262,148	S	*	12/1981	Sussman	D28/59
4,343,910	A	*	8/1982	Busch, Jr.	521/82
4,366,828	A	*	1/1983	Hokama	132/75.6
D281,729	S	*	12/1985	Mast	D28/59
D435,318	S	*	12/2000	Rieser	D28/59
D460,582	S	*	7/2002	Rieser	D28/59

FOREIGN PATENT DOCUMENTS

XH DM/057738 * 10/2001 28/3

* cited by examiner

Primary Examiner—Ted Shooman

Assistant Examiner—C Tuttle

(74) *Attorney, Agent, or Firm*—Milde & Hoffberg, LLP

(57) **CLAIM**

The ornamental design for a nail file, as shown and described.

DESCRIPTION

FIG. 1 is a side view of a nail file according to my design, showing one side thereof.

FIG. 2 is an end view of the nail file of FIG. 1, showing one end thereof.

FIG. 3 is an end view of the nail file of FIG. 1, showing the opposite end to that shown in FIG. 2.

FIG. 4 is a side view of the nail file of the FIG. 1, showing the opposite side thereof.

FIG. 5 is a bottom view of the nail file of FIG. 1.

FIG. 6 is a top view of the nail file of FIG. 1; and,

FIG. 7 is a perspective view of the nail file of the FIG. 1 showing the rotatable nail file element in an intermediate position.

1 Claim, 1 Drawing Sheet

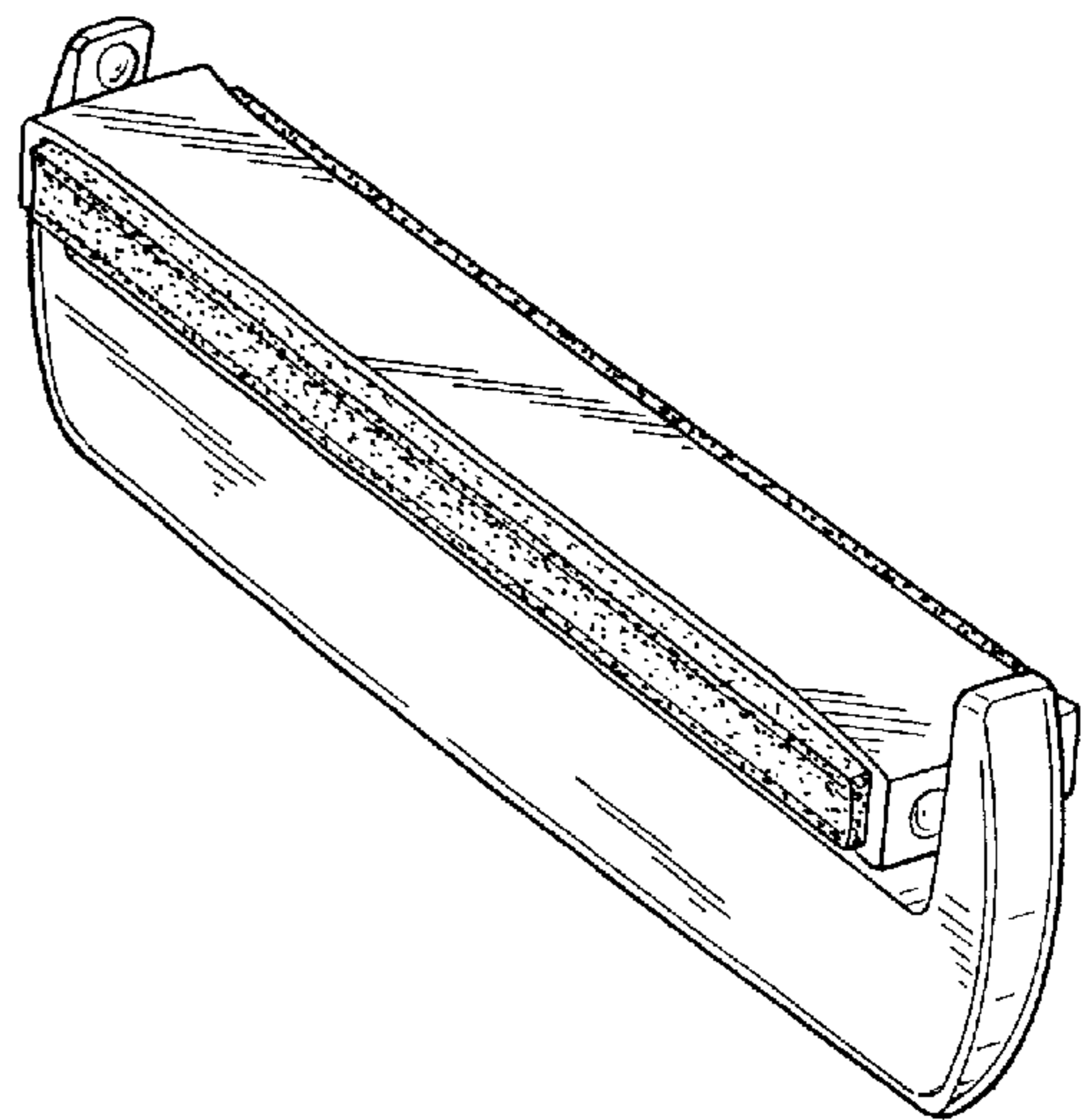
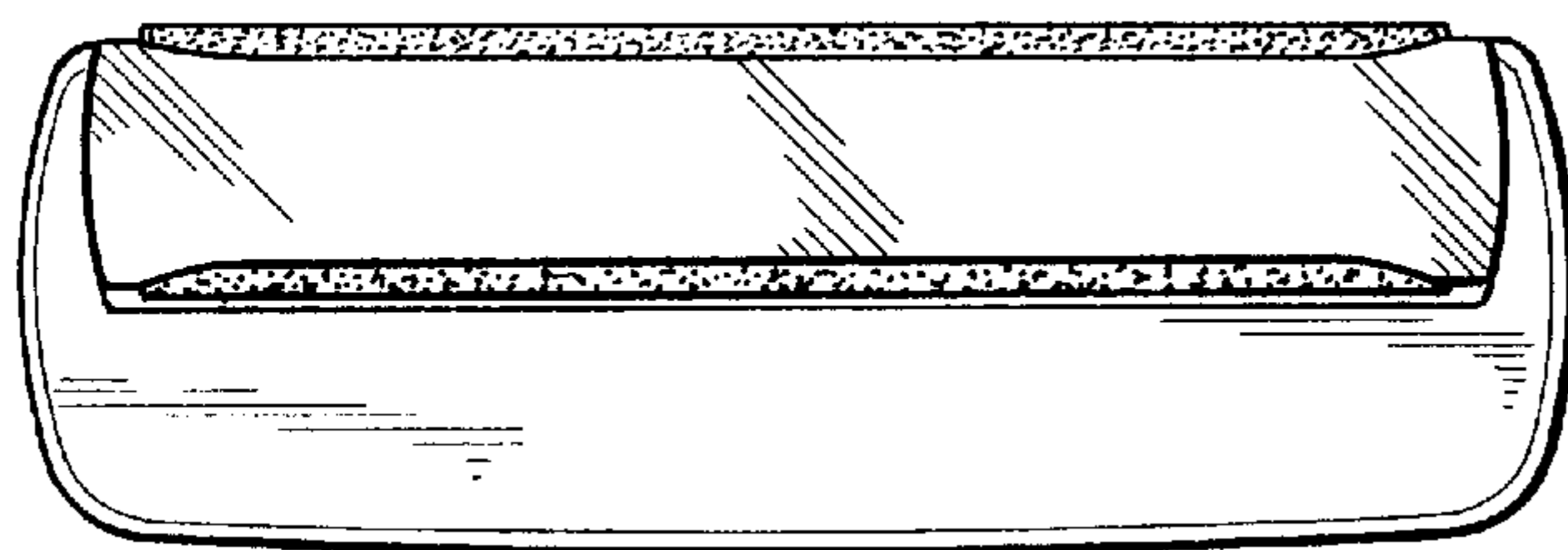


FIG. 5




FIG. 2

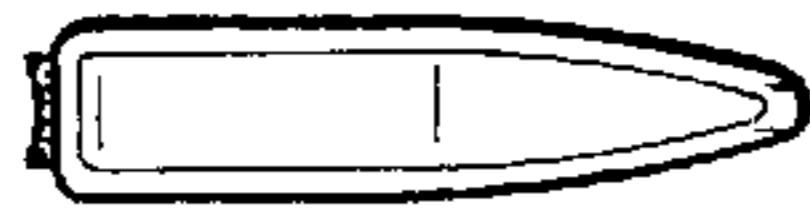


FIG. 1

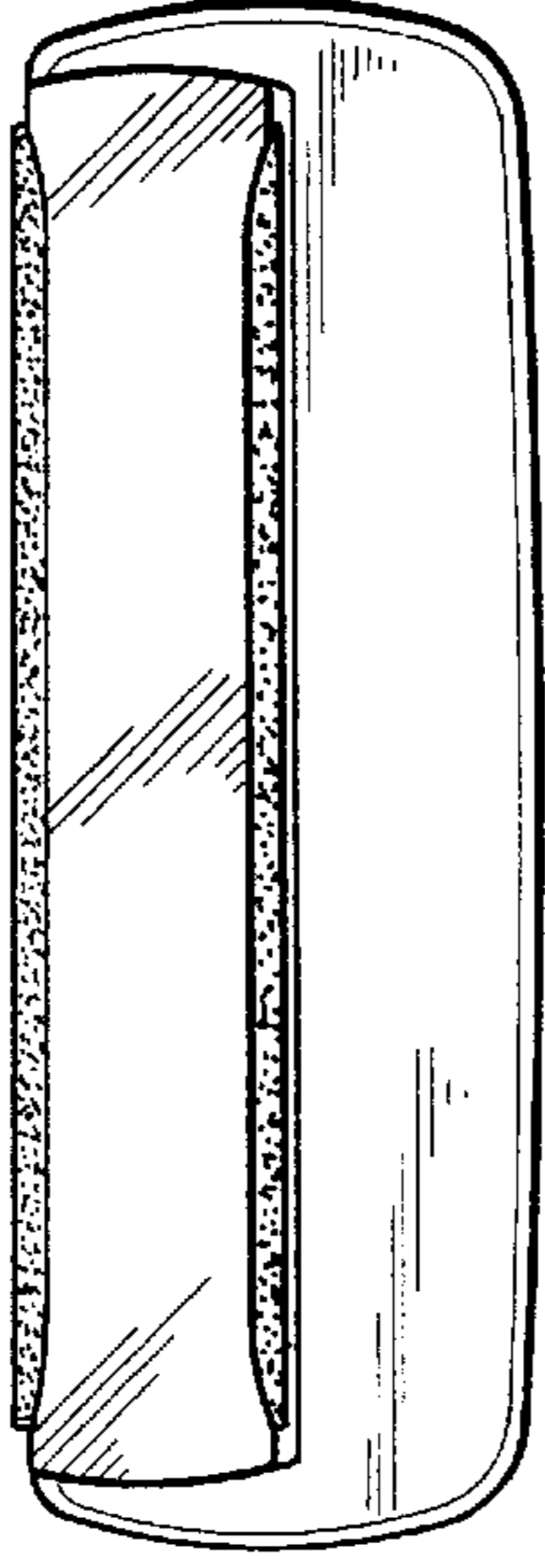


FIG. 3

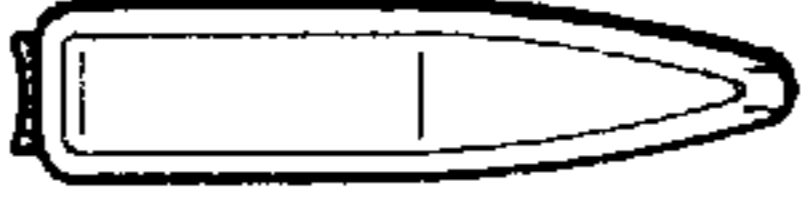


FIG. 4

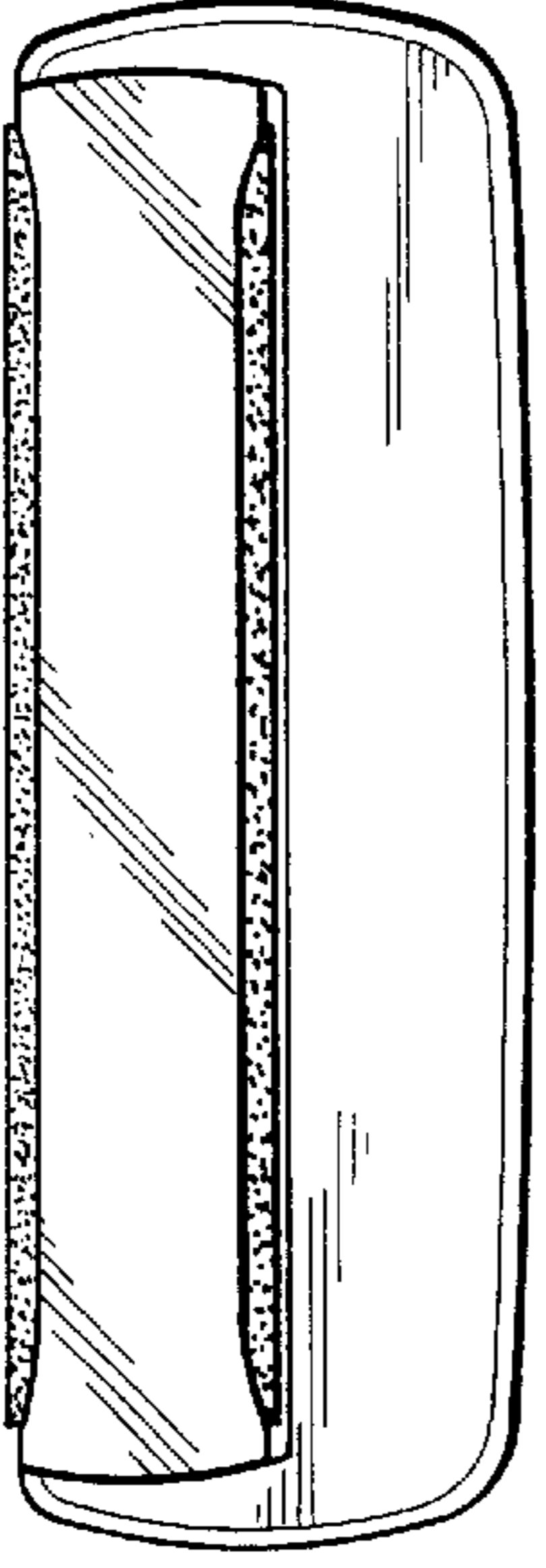


FIG. 6



FIG. 7

