

US00D468860S

(12) **United States Design Patent**
Franzblau

(10) **Patent No.:** **US D468,860 S**

(45) **Date of Patent:** **** Jan. 14, 2003**

(54) **FOOTBALL END CAP FOR CIGAR TUBE**

D405,224 S	2/1999	Falconio
D410,567 S	6/1999	Savarino
D412,374 S	7/1999	Harasyn
D417,929 S	12/1999	Yount
D428,195 S	7/2000	Knudsen
D428,196 S	7/2000	Kaufman et al.
D437,776 S	2/2001	Pullan

(76) Inventor: **Robert Franzblau**, 5401 Hangar Ct.,
Tampa, FL (US) 33634

(**) Term: **14 Years**

(21) Appl. No.: **29/162,502**

* cited by examiner

(22) Filed: **Jun. 17, 2002**

Primary Examiner—Jennifer Rivard

(51) **LOC (7) Cl.** **27-06**

(74) *Attorney, Agent, or Firm*—Pettis & Van Royen, PA

(52) **U.S. Cl.** **D27/193; D9/441**

(57) **CLAIM**

(58) **Field of Search** D27/183, 192,
D27/193; 215/296; 131/256; 206/236, 265,
270, 276; D9/439–441, 306

The ornamental design for a football end cap for cigar tube,
as shown and described.

DESCRIPTION


(56) **References Cited**

U.S. PATENT DOCUMENTS

D57,173 S	2/1921	Tillman	
D176,659 S	1/1956	Epperson et al.	
D237,807 S	11/1975	Russell et al.	
D373,310 S	* 9/1996	Trautmann D9/441
D380,862 S	7/1997	Hasselgren et al.	
D395,731 S	6/1998	Olis	
5,862,809 A	1/1999	Nicotra	

FIG. 1 is a front and side exploded perspective view of the
end cap, with the tube shown in broken lines for environ-
mental purposes only;
FIG. 2 is a bottom plan view thereof;
FIG. 3 is a side elevation thereof; and,
FIG. 4 is a top plan view thereof.

1 Claim, 1 Drawing Sheet



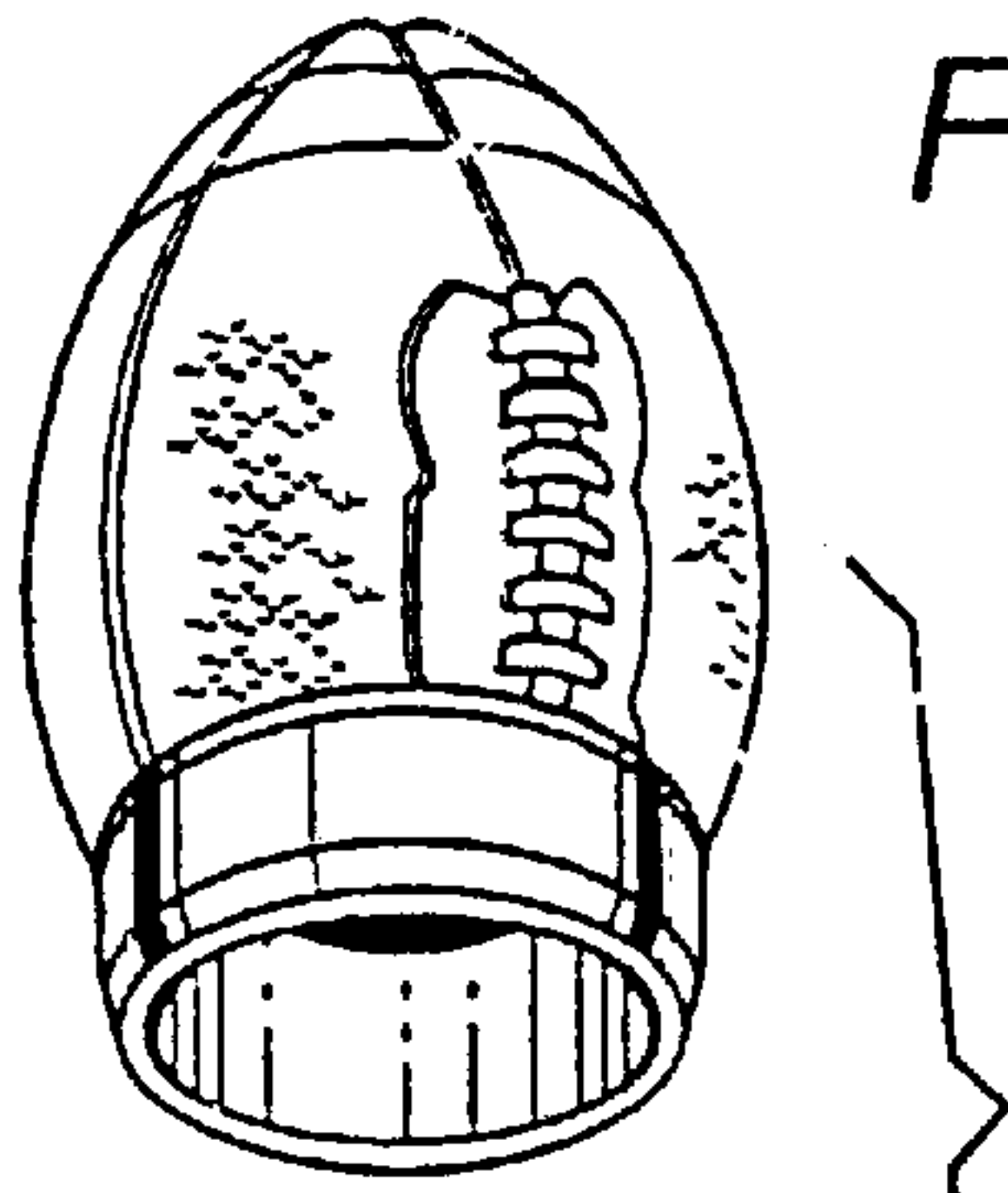


FIG. 1

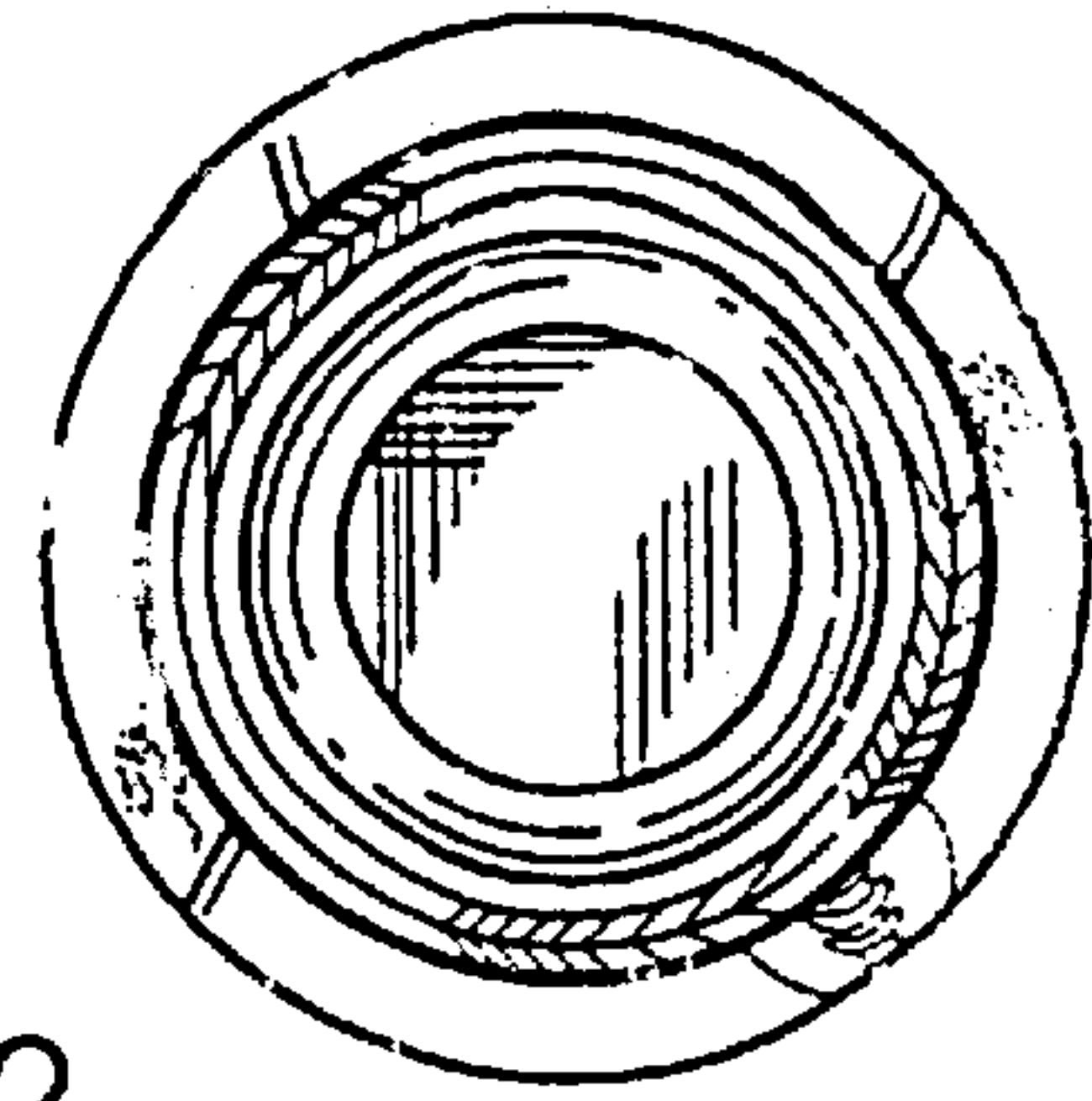


FIG. 2

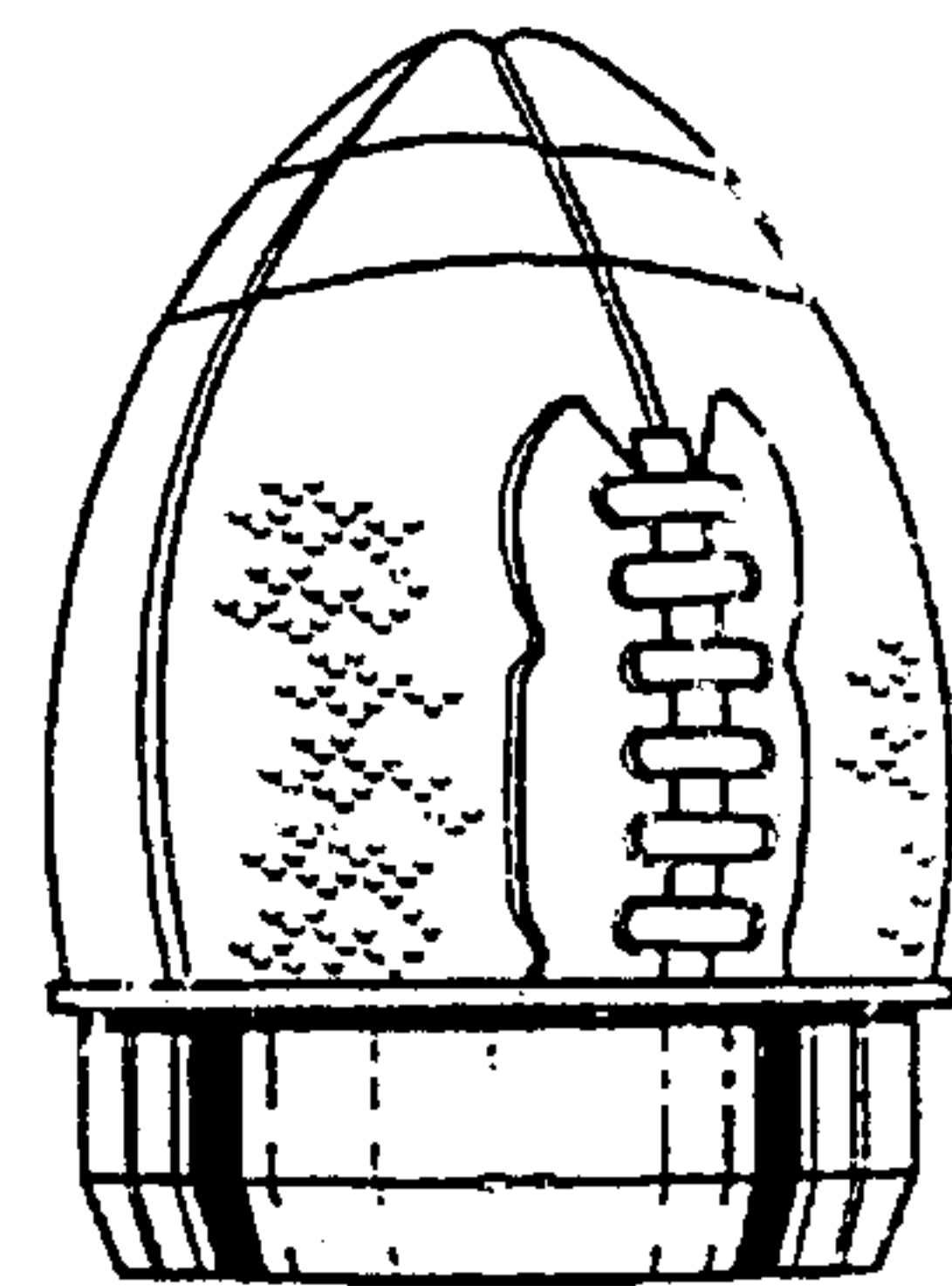



FIG. 3

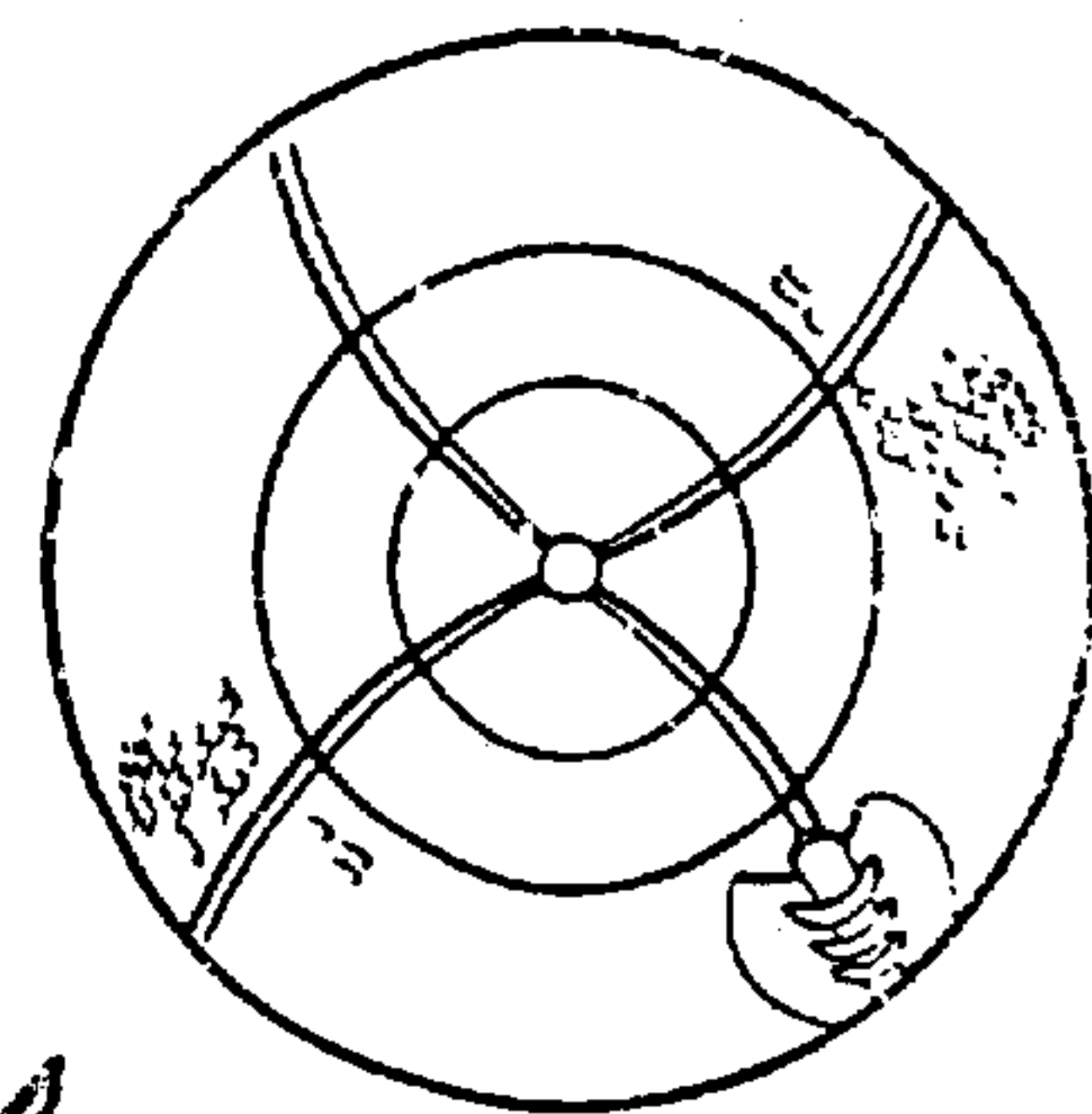


FIG. 4