



US00D468843S

(12) **United States Design Patent**
Nesbitt

(10) **Patent No.:**

US D468,843 S

(45) **Date of Patent:**

**** Jan. 14, 2003**

(54) **VINE POST CAP**

AU	132785	2/1998
AU	134325	7/1998
AU	134326	7/1998
AU	135243	10/1998
AU	94074/98	2/1999

(75) Inventor: **Michael J. Nesbitt**, Kangaroo Point
(AU)

(73) Assignee: **Vale Statutory & Mining Services Pty. Ltd.** (AU)

* cited by examiner

(**) Term: **14 Years**

Primary Examiner—Doris Clark

(74) *Attorney, Agent, or Firm*—Larson & Taylor, PLC

(21) Appl. No.: **29/144,668**

(57) **CLAIM**

(22) Filed: **Jul. 10, 2001**

An ornamental design for a vine post cap, as shown and described.

(51) **LOC (7) Cl.** **25-01**

(52) **U.S. Cl.** **D25/135**

(58) **Field of Search** 52/300; D25/135

DESCRIPTION

(56) **References Cited**

U.S. PATENT DOCUMENTS

D262,093 S	*	12/1981	Bush et al.	D25/135
D416,630 S	*	11/1999	Schimmelpfennig et al.	...	D25/135

FIG. 1 is a top plan view of a vine post cap in accordance with my new design.

FIG. 2 is a bottom plan view thereof.

FIG. 3 is a front elevation view thereof. The rear elevation view is identical to FIG. 3.

FIG. 4 is a right side elevation view thereof. The left side elevation view is identical to FIG. 4.


FIG. 5 is a top front perspective view thereof; and,

FIG. 6 is a bottom front perspective view thereof.

FOREIGN PATENT DOCUMENTS

AU	80546	3/1980
AU	83837	4/1981

1 Claim, 6 Drawing Sheets






FIGURE 1

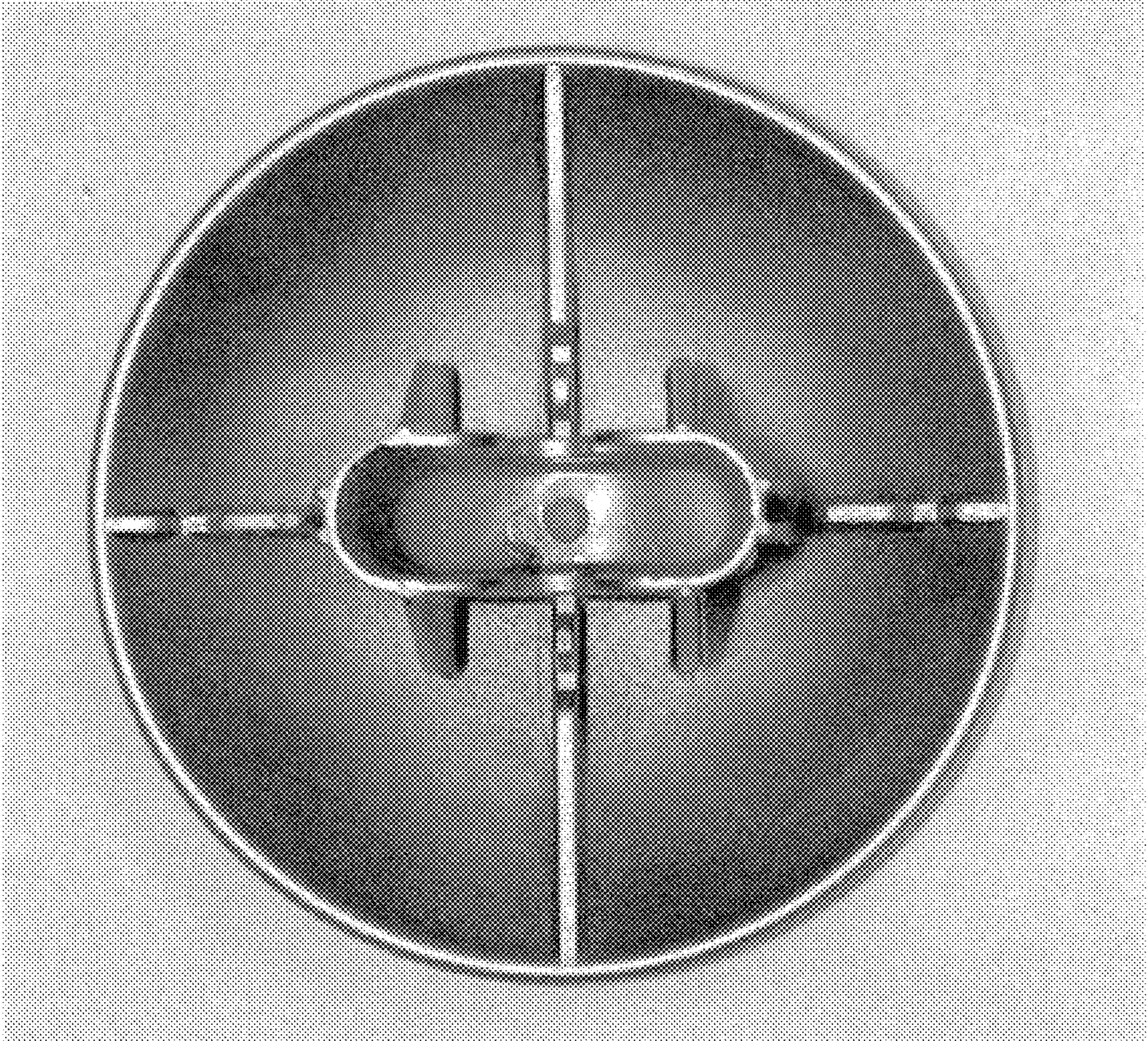


FIGURE 2




FIGURE 3




FIGURE 4




FIGURE 5




FIGURE 6