



US00D468830S

(12) **United States Design Patent**
On et al.

(10) **Patent No.:** **US D468,830 S**

(45) **Date of Patent:** **** Jan. 14, 2003**

(54) **PIPETTE TIP**

(75) Inventors: **Danny N. On**, San Diego, CA (US);
Arta Motadel, San Diego, CA (US);
Christian Deschenes, San Diego, CA (US)

(73) Assignee: **Molecular BioProducts, Inc.**, San Diego, CA (US)

(**) Term: **14 Years**

(21) Appl. No.: **29/151,046**

(22) Filed: **Nov. 2, 2001**

(51) **LOC (7) Cl.** **24-02**

(52) **U.S. Cl.** **D24/222**

(58) **Field of Search** D24/222; 422/100,
422/81, 922, 912, 924, 101; 73/863.32,
864.09, 864.14, 864.18, 864.02, 864.11

(56) **References Cited**

U.S. PATENT DOCUMENTS

D255,601 S	6/1980	DeVaughn	
D274,651 S	* 7/1984	De Vaughn D24/222
D274,652 S	7/1984	DeVaughn	
D286,570 S	11/1986	Williams	
4,707,337 A	11/1987	Jeffs et al.	
D297,054 S	* 8/1988	Williams D24/222

D384,418 S	9/1997	Torti et al.
6,066,297 A	5/2000	Torti et al.
D437,940 S	2/2001	Rainin et al.
D438,981 S	3/2001	Rainin et al.
D439,986 S	4/2001	Petrek
D441,458 S	5/2001	Petrek
D446,864 S	8/2001	Petrek
D448,853 S	10/2001	Rainin et al.

* cited by examiner

Primary Examiner—Ian Simmons

(74) *Attorney, Agent, or Firm*—Andrus, Scales, Starke & Sawall

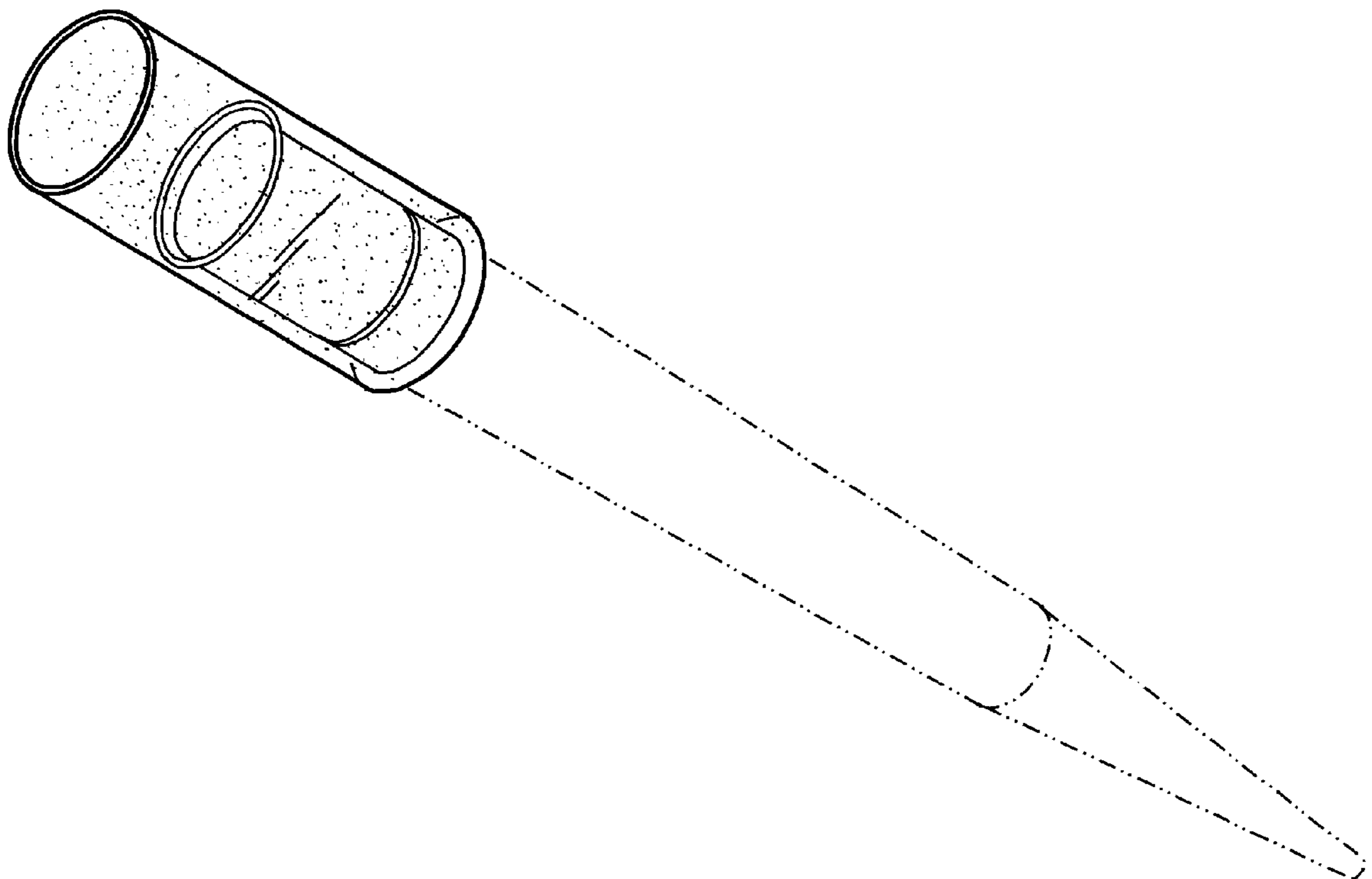
(57) **CLAIM**

The ornamental design for a pipette tip, as shown and described.

DESCRIPTION

FIG. 1 is a perspective view of a pipette tip showing our new design;
FIG. 2 is an enlarged elevation view thereof;
FIG. 3 is a top plan view thereof; and,
FIG. 4 is a bottom plan view thereof.
The broken line showing of the lower portion of the tip is for illustrative purposes only and forms no part of the claimed design.

1 Claim, 1 Drawing Sheet



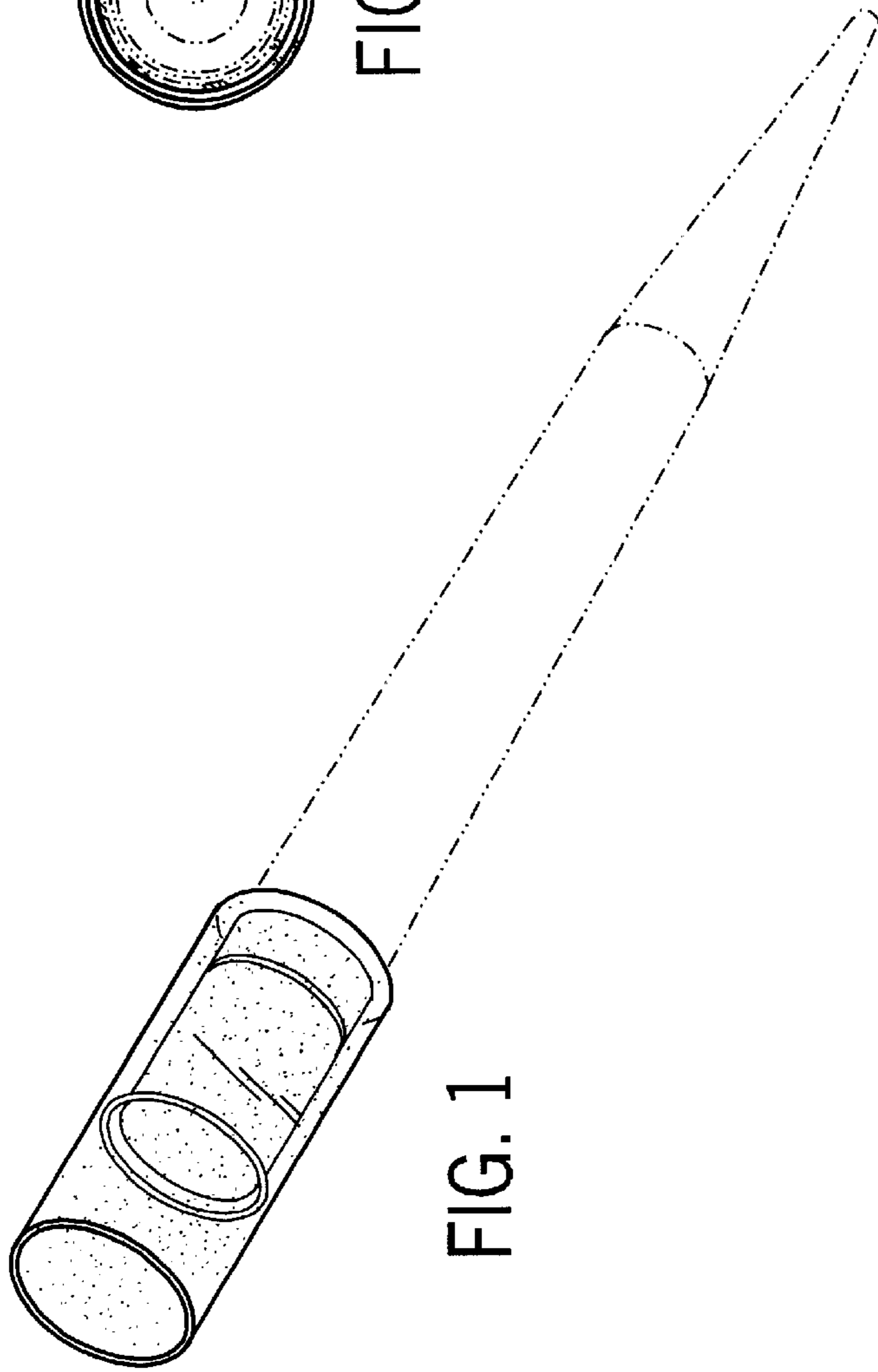


FIG. 1

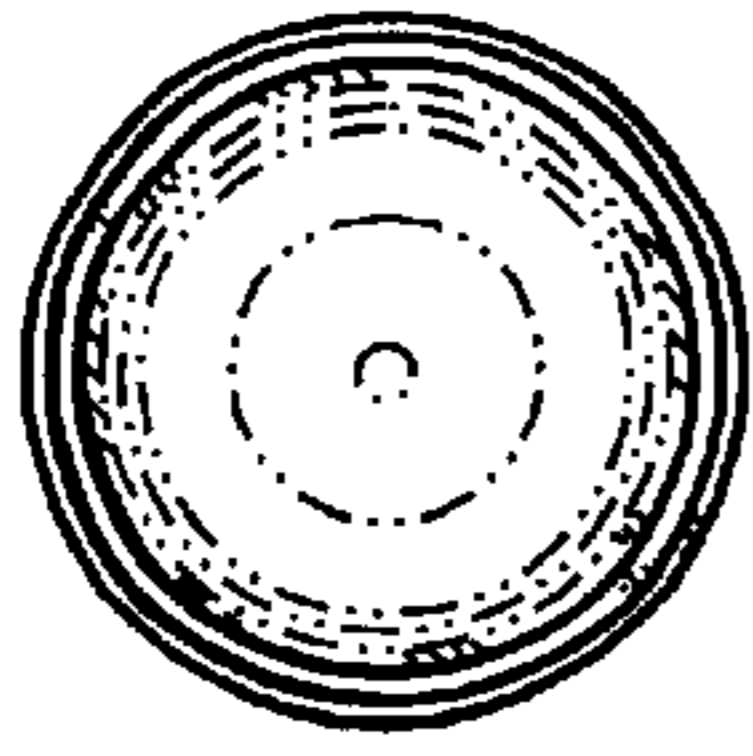


FIG. 3

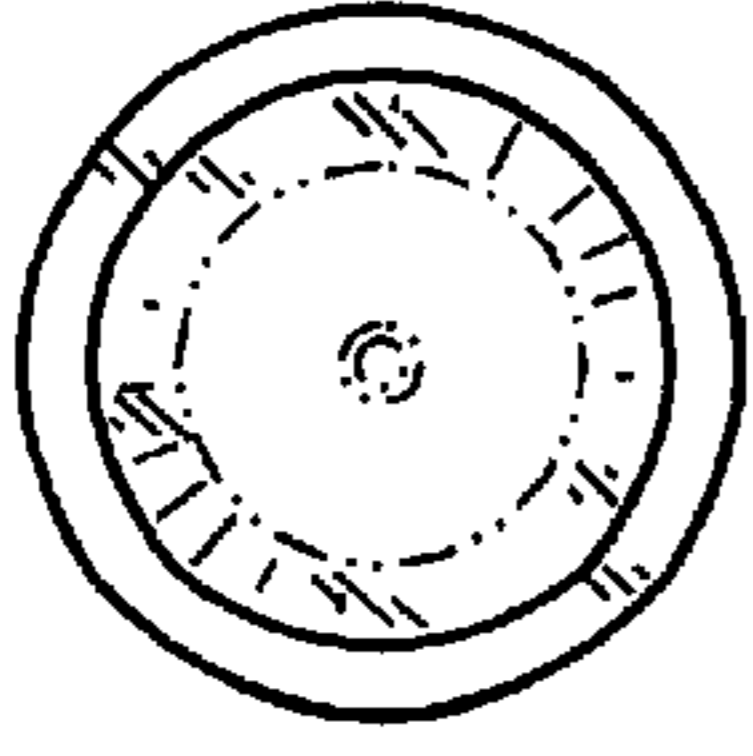


FIG. 4

FIG. 2

