



US00D468826S

(12) **United States Design Patent**
Doyle

(10) **Patent No.:** **US D468,826 S**

(45) **Date of Patent:** **** Jan. 14, 2003**

(54) **TUBELESS NASAL SPLINT**

(76) **Inventor:** **Donald E. Doyle**, 4105 Hospital Rd.
#102-A, Pascagoula, MS (US) 39581

(**) **Term:** **14 Years**

(21) **Appl. No.:** **29/162,881**

(22) **Filed:** **Jun. 24, 2002**

(51) **LOC (7) Cl.** **24-02**

(52) **U.S. Cl.** **D24/128**

(58) **Field of Search** D24/128, 190,
D24/110; 606/199, 196; 128/207.29, 858;
602/5, 6, 17, 12

(56) **References Cited**

U.S. PATENT DOCUMENTS

3,415,250 A	*	12/1968	Peterson	D24/110
5,139,510 A	*	8/1992	Goldsmith et al.	606/196
5,350,396 A	*	9/1994	Eliachar	606/199
D352,783 S	*	11/1994	Doyle	D24/190

D354,814 S	*	1/1995	Doyle	D24/190
5,983,898 A	*	11/1999	Doyle	128/858
6,186,965 B1	*	2/2001	Patterson	606/199

* cited by examiner

Primary Examiner—Ian Simmons

(74) *Attorney, Agent, or Firm*—Roger A. Marrs

(57) **CLAIM**

The ornamental design for a tubeless nasal splint, substantially as shown and described.

DESCRIPTION

FIG. 1 is a front perspective view of a tubeless nasal splint showing my new design;

FIG. 2 is a top plan view thereof;

FIG. 3 is a front elevational view thereof;

FIG. 4 is an end elevational view thereof with the opposite side being a mirror image thereof;

FIG. 5 is a bottom view thereof; and,

FIG. 6 is a rear elevational view thereof.

1 Claim, 1 Drawing Sheet

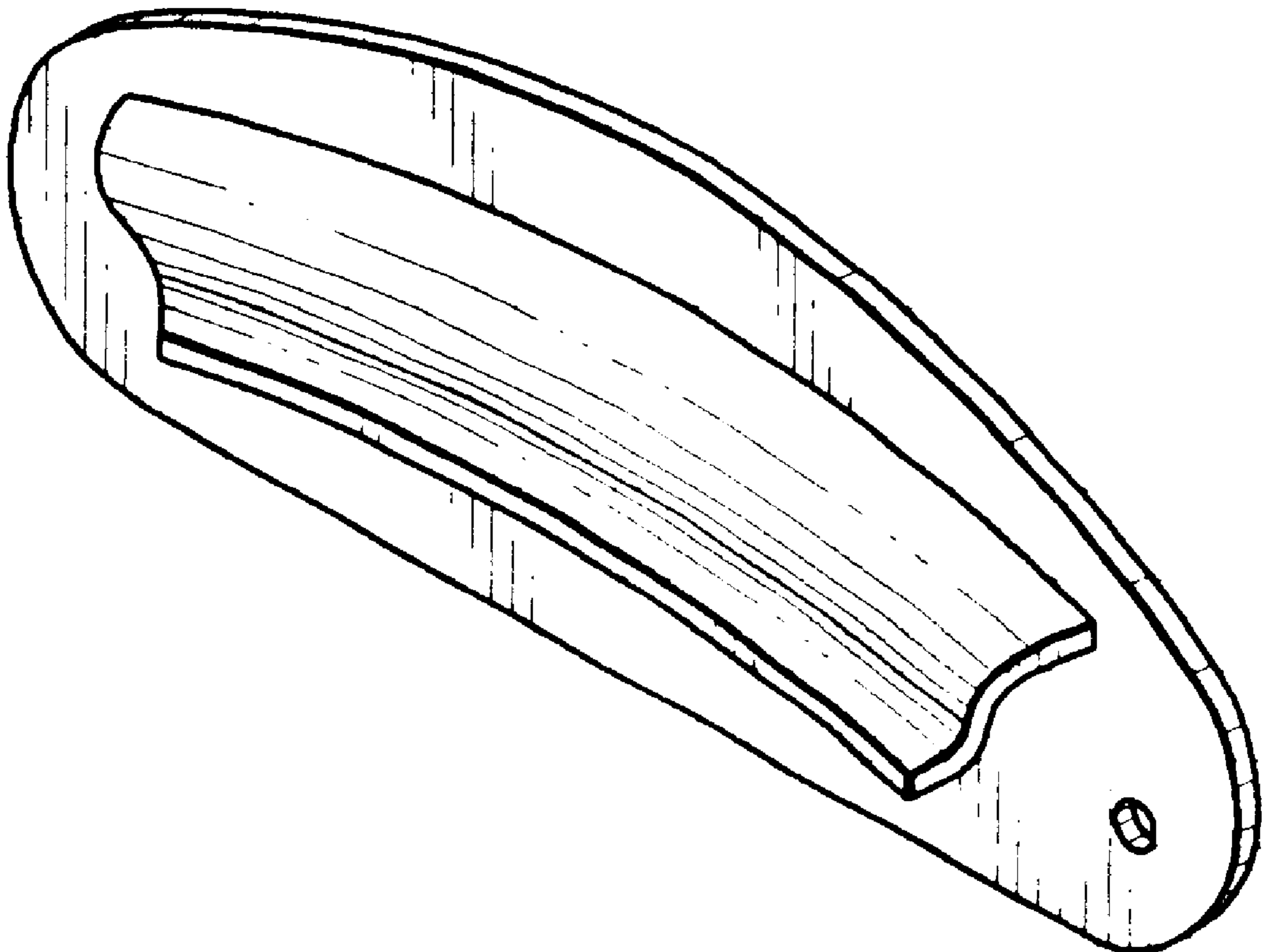


FIG. 1

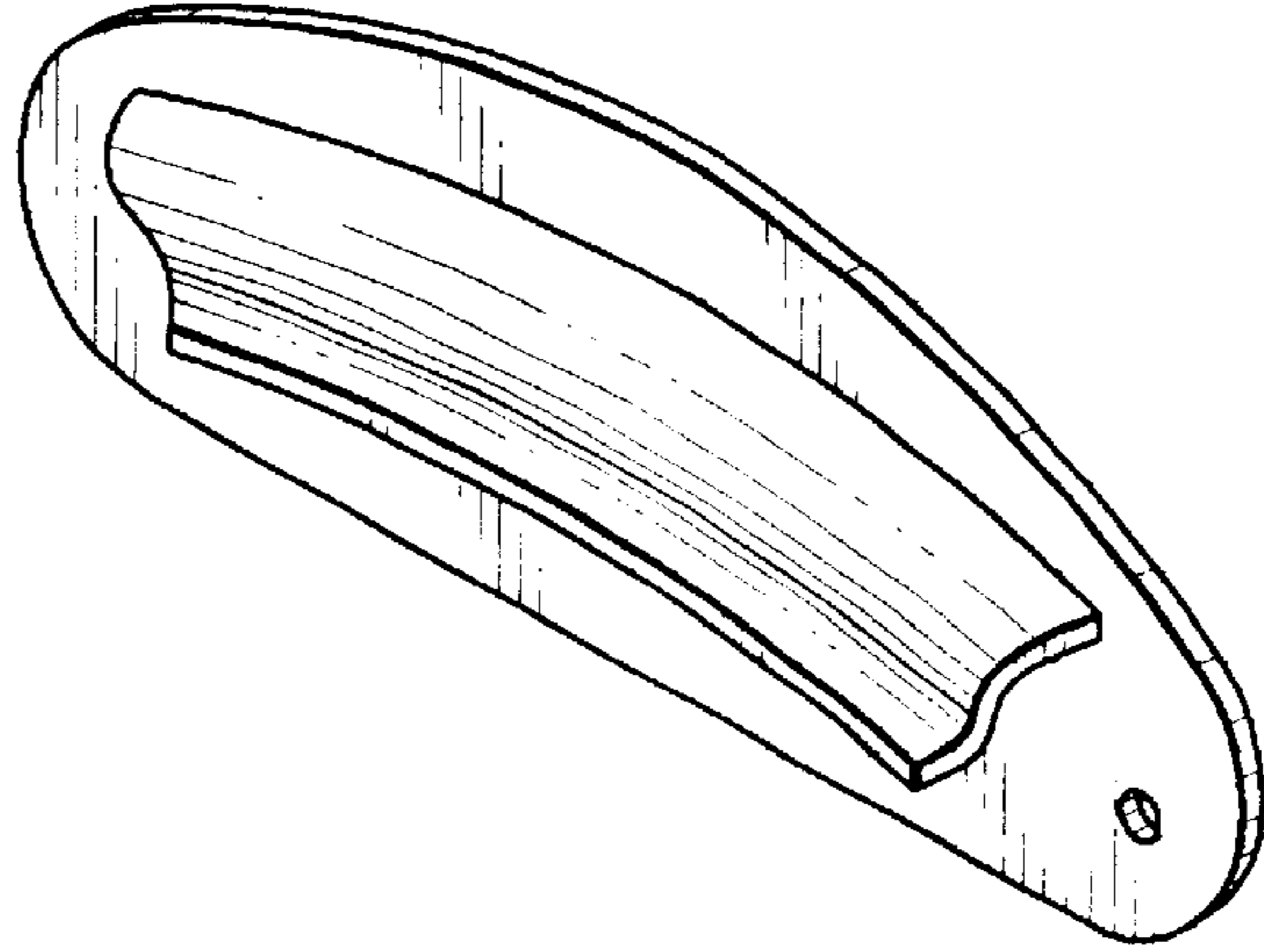


FIG. 2




FIG. 3

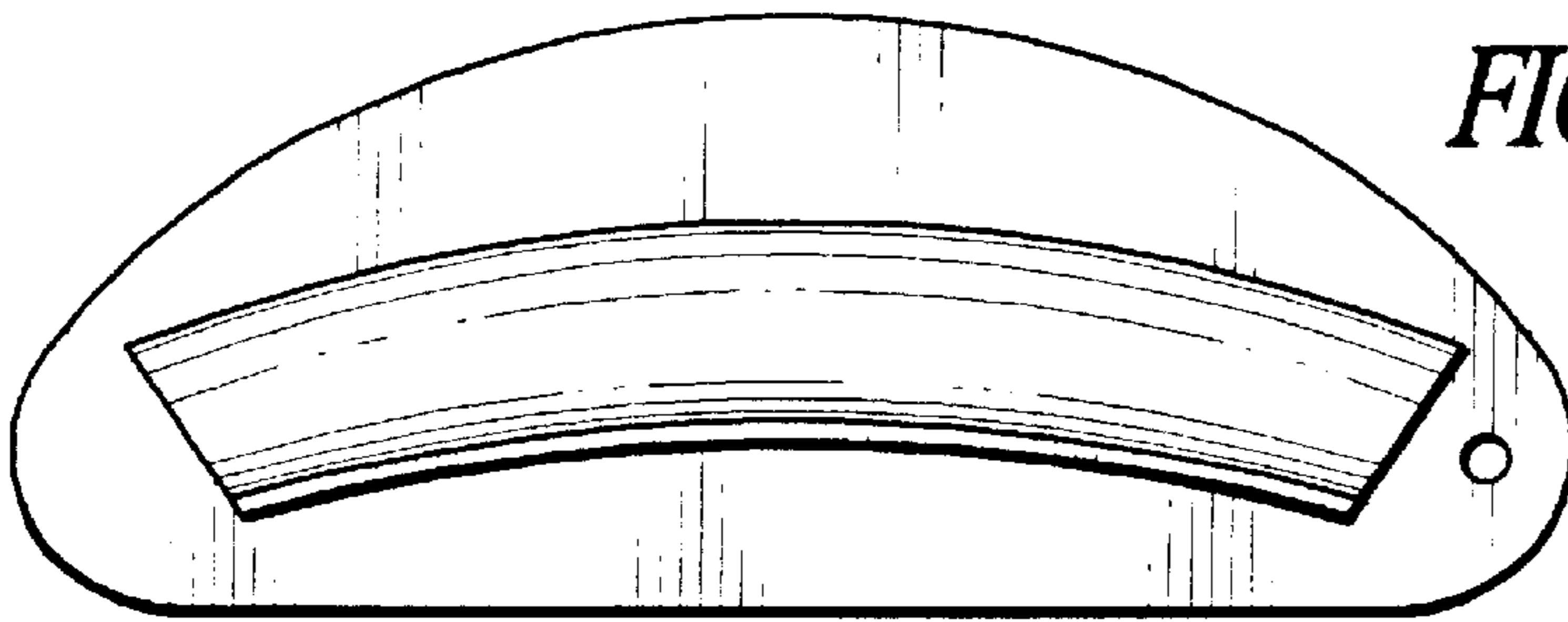


FIG. 4



FIG. 5




FIG. 6

