



US00D468825S

(12) **United States Design Patent**
Persson et al.

(10) **Patent No.:** **US D468,825 S**
(45) **Date of Patent:** **** Jan. 14, 2003**

(54) **SANITARY TOWEL**

(75) Inventors: **Charlotte Persson**, Gothenburg (SE);
Gun-Britt Lindstrom, Mölnlycke (SE)

(73) Assignee: **SCA Hygiene Products AB**,
Gothenburg (SE)

(**) Term: **14 Years**

(21) Appl. No.: **29/150,010**

(22) Filed: **Oct. 30, 2001**

(30) **Foreign Application Priority Data**

Apr. 30, 2001 (GB) 2101483
Apr. 30, 2001 (GB) 2101484

(51) **LOC (7) Cl.** **24-04**

(52) **U.S. Cl.** **D24/125**

(58) **Field of Search** D24/124, 125;
604/358, 370, 366, 378, 379, 380, 385.01,
386, 387

(56) **References Cited**

U.S. PATENT DOCUMENTS

D254,099 S * 2/1980 Richards D24/125

D272,190 S * 1/1984 Sneider D24/125
D350,200 S * 8/1994 Gerhartl D24/125
D393,712 S * 4/1998 Clay D24/125
D426,889 S * 6/2000 Bissah et al. D24/125
D439,057 S * 3/2001 Bissah et al. D5/35
D454,195 S * 3/2002 Kitzinger et al. D24/125

* cited by examiner

Primary Examiner—Stella Reid

(74) *Attorney, Agent, or Firm*—Young & Thompson

(57) **CLAIM**

The ornamental design for a sanitary towel, as shown and described.

DESCRIPTION

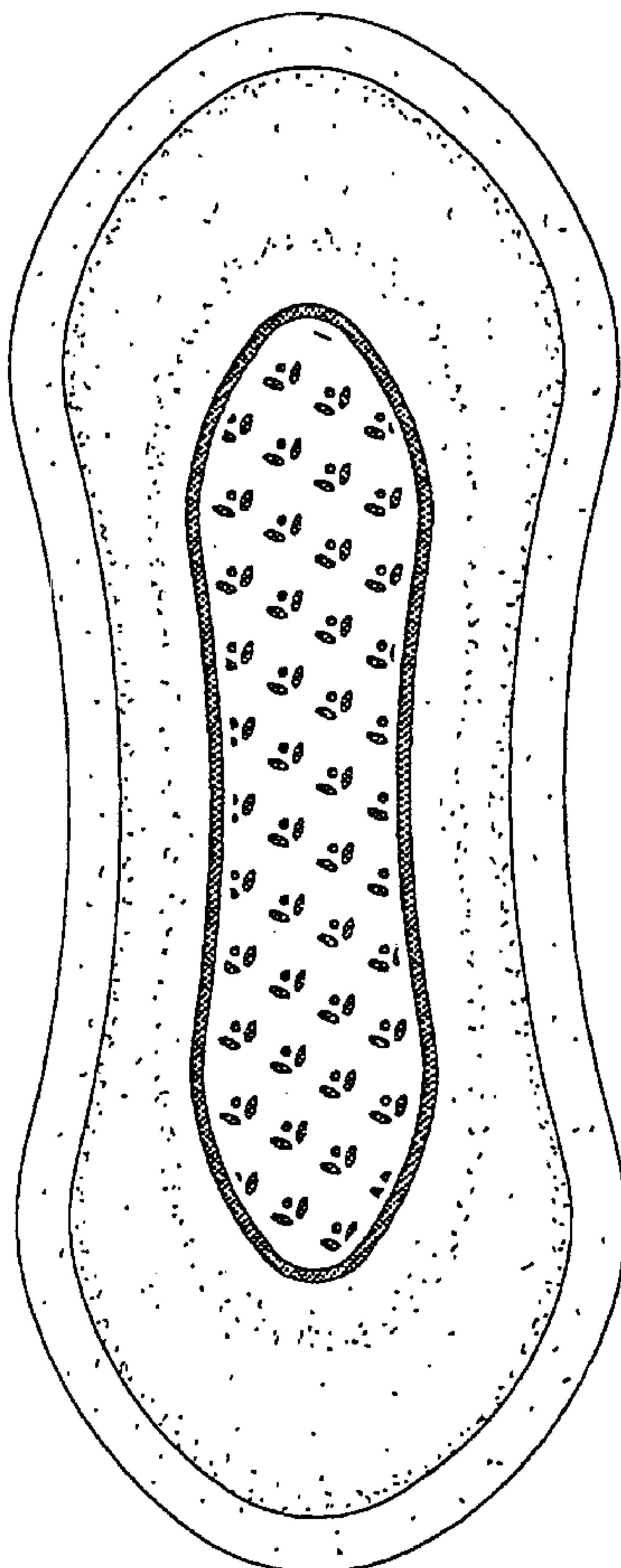
FIG. 1 is a top plan view of a sanitary towel, showing our new design;

FIG. 2 is bottom plan view thereof;

FIG. 3 is a view from the right of FIG. 1, the view from the left of FIG. 1 being the mirror image thereof; and,

FIG. 4 is a view from the bottom of FIG. 1, the view from the top of FIG. 1 being the mirror image thereof.

1 Claim, 2 Drawing Sheets



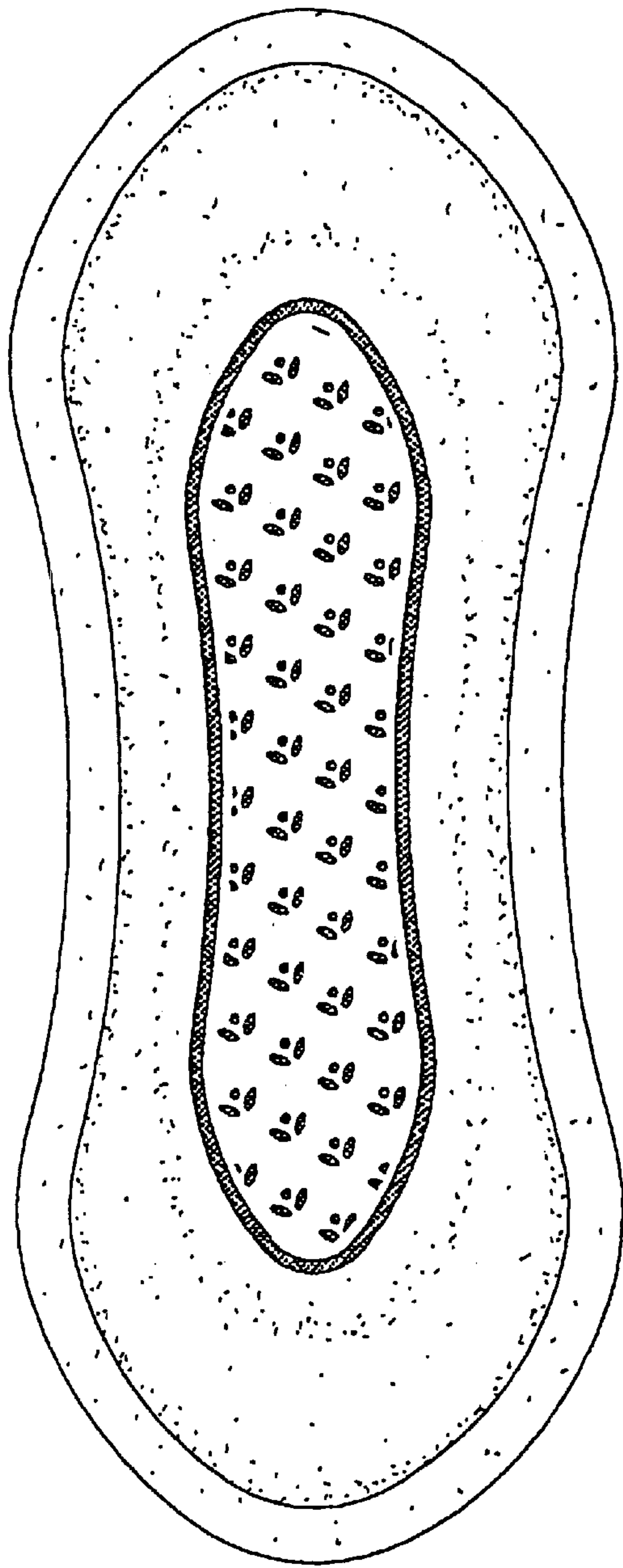


FIG. 1



FIG. 3




FIG. 4

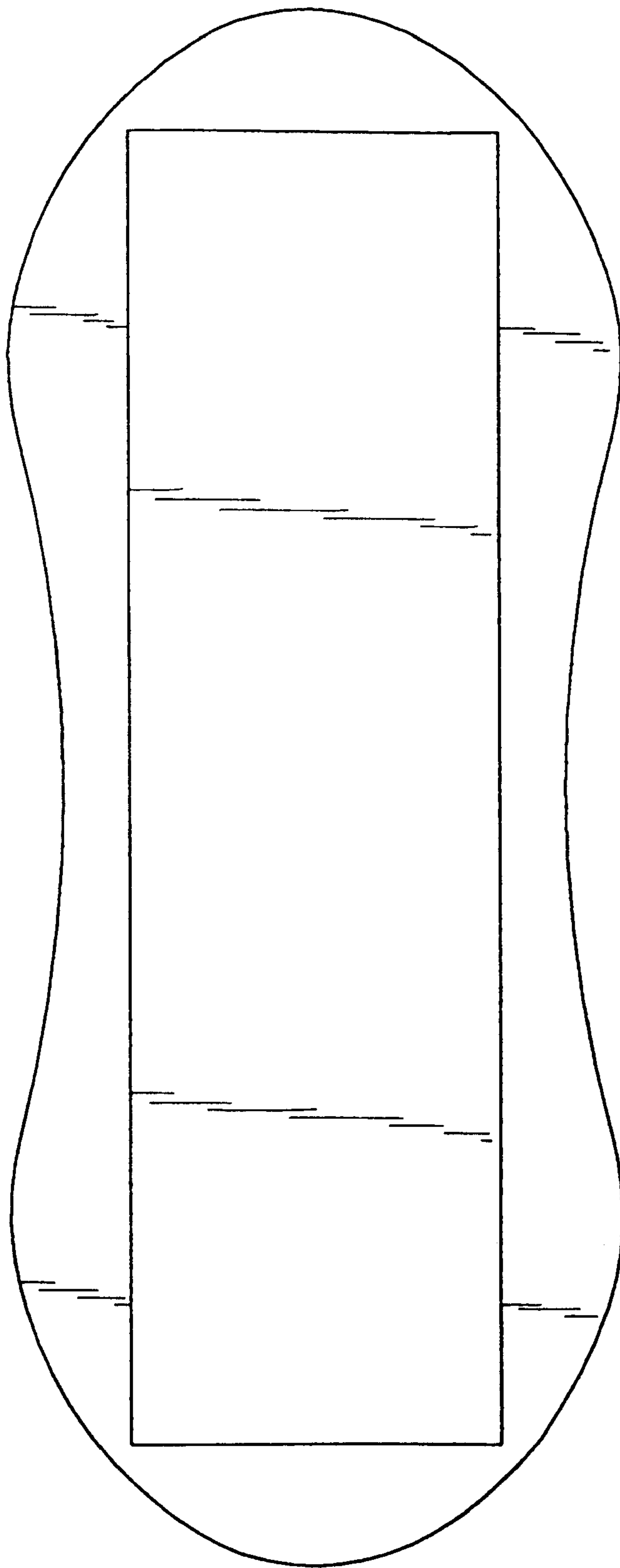


FIG. 2