



US00D468824S

(12) **United States Design Patent**
Zamikhovsky

(10) **Patent No.:** **US D468,824 S**

(45) **Date of Patent:** **** Jan. 14, 2003**

(54) **SYRINGE**

D362,387 S * 9/1995 Shumer D24/115
6,120,478 A * 9/2000 Moore et al. 604/110

(75) Inventor: **Alexander Zamikhovsky**, Watchung,
NJ (US)

OTHER PUBLICATIONS

(73) Assignee: **Safex, Inc.**, Watchung, NJ (US)

The attached photocopy identifies the shape of a syringe available in the Soviet Union approximately thirty-seven years ago. The representation is an elevational view of a unit with a cross-section illustrated by the line AA.

(**) Term: **14 Years**

* cited by examiner

(21) Appl. No.: **29/136,870**

Primary Examiner—Ian Simmons

(22) Filed: **Feb. 8, 2001**

(74) *Attorney, Agent, or Firm*—Wolf, Greenfield & Sacks, P.C.

Related U.S. Application Data

(62) Division of application No. 29/095,355, filed on Oct. 21, 1998, now Pat. No. Des. 441,072.

(57) **CLAIM**

(51) **LOC (7) Cl.** **24-02**

The ornamental design for a syringe, as shown and described.

(52) **U.S. Cl.** **D24/115**

DESCRIPTION

(58) **Field of Search** D24/115, 222;
604/212, 213, 187, 216, 316, 217


FIG. 1 is a front elevational view of a syringe embodying a modification of my invention with the elevational view from left, right, and rear being identical to the front view; FIG. 2 is a top plan view of the embodiment shown in FIG. 1; and, FIG. 3 is a bottom plan view of the embodiment shown in FIG. 1.

(56) **References Cited**

U.S. PATENT DOCUMENTS

- 1,494,809 A * 5/1924 Sahr 604/212
- 1,507,475 A * 9/1924 Flagg 604/212
- 2,243,908 A * 6/1941 Kassab 604/212
- 2,487,630 A * 11/1949 Alvarez 604/212

1 Claim, 1 Drawing Sheet






Fig. 1

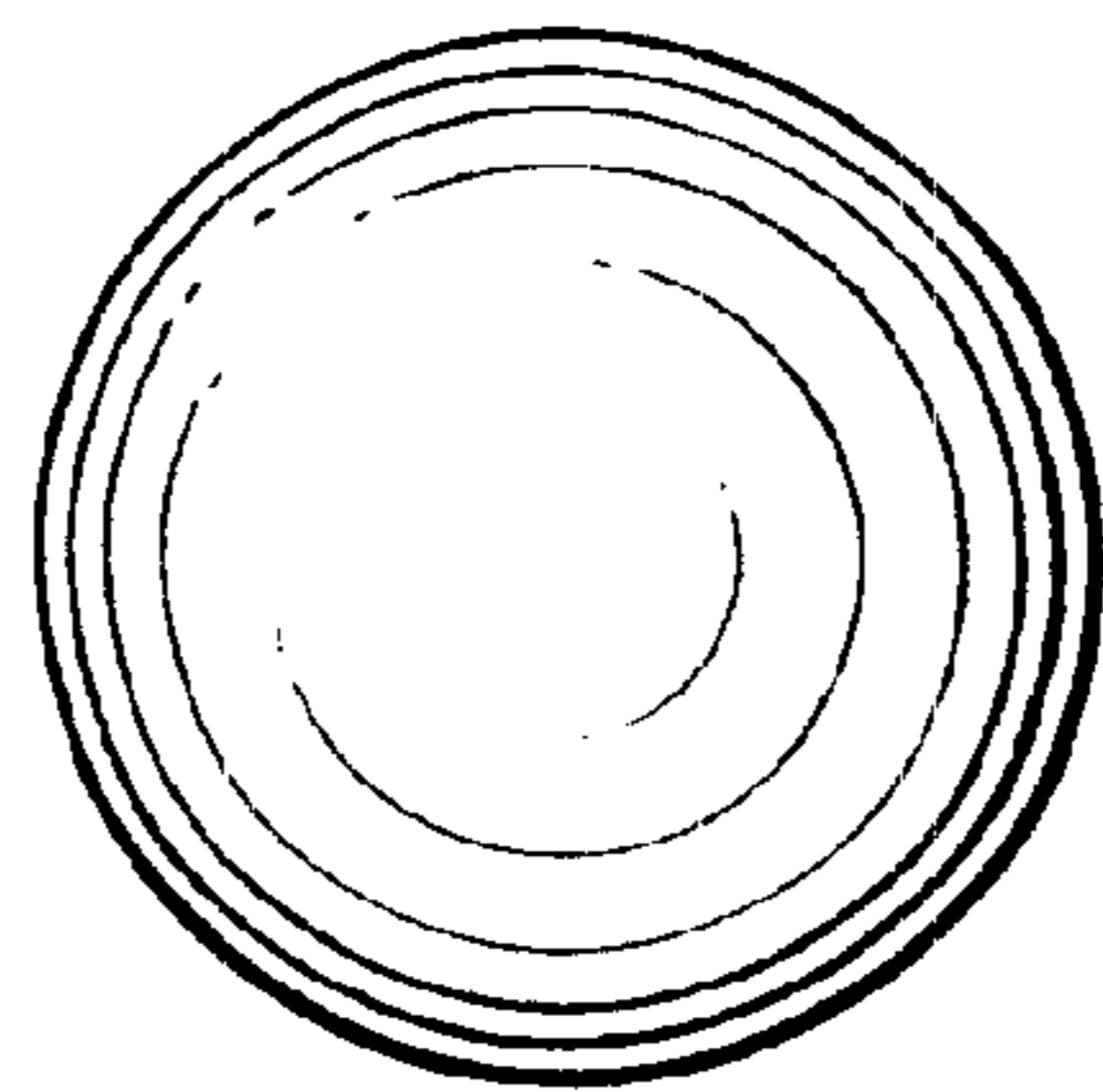


Fig. 2

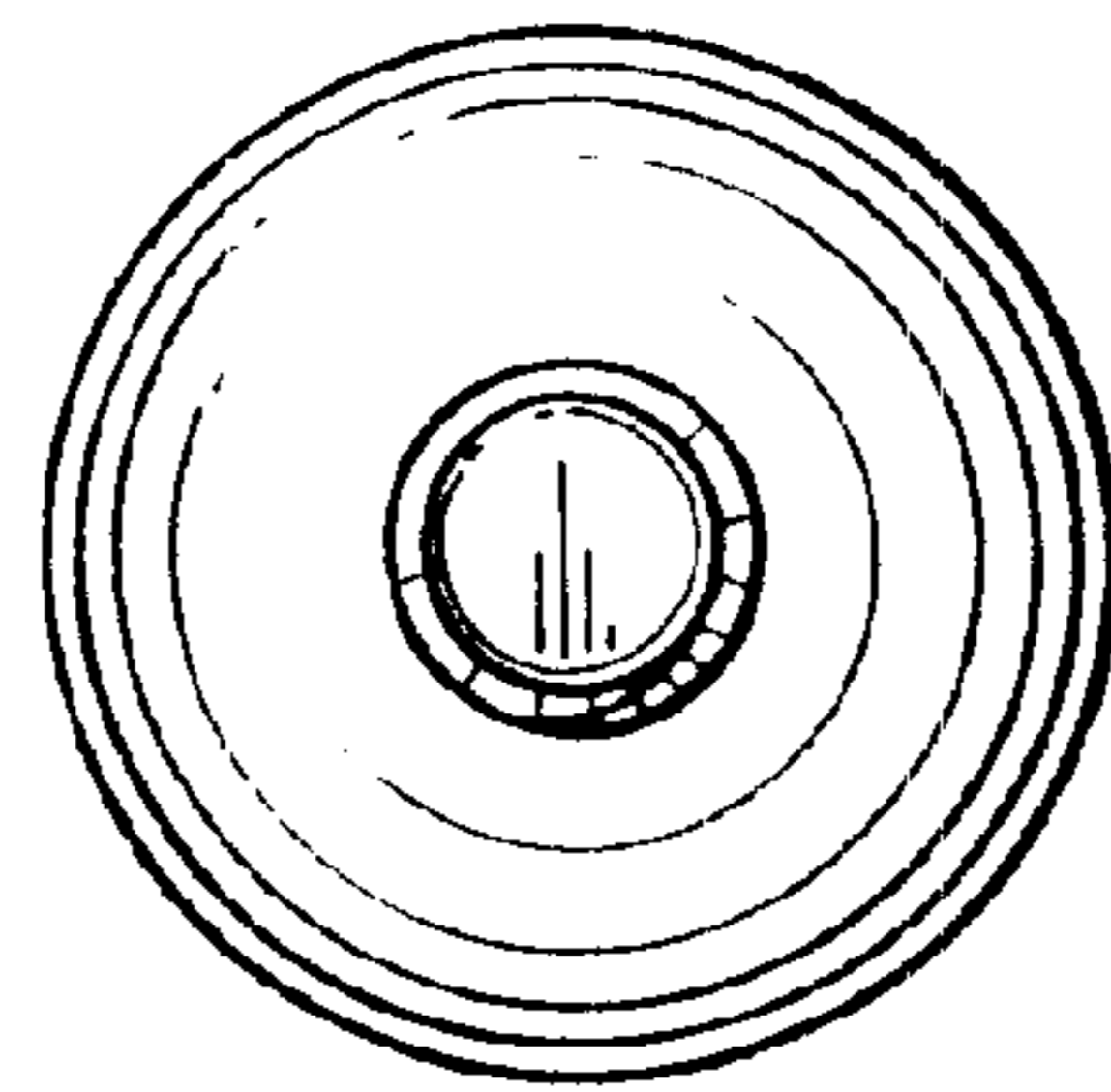


Fig. 3