



US00D468819S

(12) **United States Design Patent**
Lai et al.

(10) **Patent No.:** **US D468,819 S**

(45) **Date of Patent:** **** Jan. 14, 2003**

(54) **HUMIDIFIER**

(75) Inventors: **Anthony Lai**, Burlington, MA (US);
John Brotz, Newton, NH (US);
William Montague, Jr., Millis, MA
(US); **Walter G. Birdsell**, Marlborough,
MA (US); **Steffen Koury**, Chelsea, MA
(US); **Paul Metaxatos**, Brookline, MA
(US); **John Schaffeld**, Lexington, MA
(US)

(73) Assignee: **Honeywell Consumer Products, Inc.**,
Southborough, MA (US)

(**) Term: **14 Years**

(21) Appl. No.: **29/152,819**

(22) Filed: **Dec. 27, 2001**

(51) **LOC (7) Cl.** **23-04**

(52) **U.S. Cl.** **D23/356**

(58) **Field of Search** D23/356, 363;
422/120, 123; 392/403, 406, 394; 261/104,
107

(56) **References Cited**

U.S. PATENT DOCUMENTS

D286,673 S	11/1986	Kahn
D300,353 S	3/1989	Yurkovic
D315,403 S	3/1991	Ooki et al.
D319,498 S	8/1991	Huang
D323,382 S	1/1992	Wang
D327,946 S	7/1992	Barre
D333,866 S	3/1993	Wang
D338,709 S	8/1993	Lin

D343,676 S	1/1994	Lim
D346,017 S	4/1994	Lim
D348,724 S	7/1994	Lee
D353,662 S	12/1994	Patton et al.
D353,885 S	12/1994	Hydak et al.
D354,343 S	1/1995	Goldstein
D354,803 S	1/1995	Huang
D358,636 S	5/1995	Bucher et al.
D361,832 S	8/1995	Cunning
D367,320 S	2/1996	Huang
D372,523 S	8/1996	Radtke, Jr.
D376,005 S	11/1996	Litvin
D382,634 S	8/1997	Jane et al.

(List continued on next page.)

Primary Examiner—Lisa Lichtenstein

(74) *Attorney, Agent, or Firm*—Wolf, Greenfield & Sacks,
P.C.


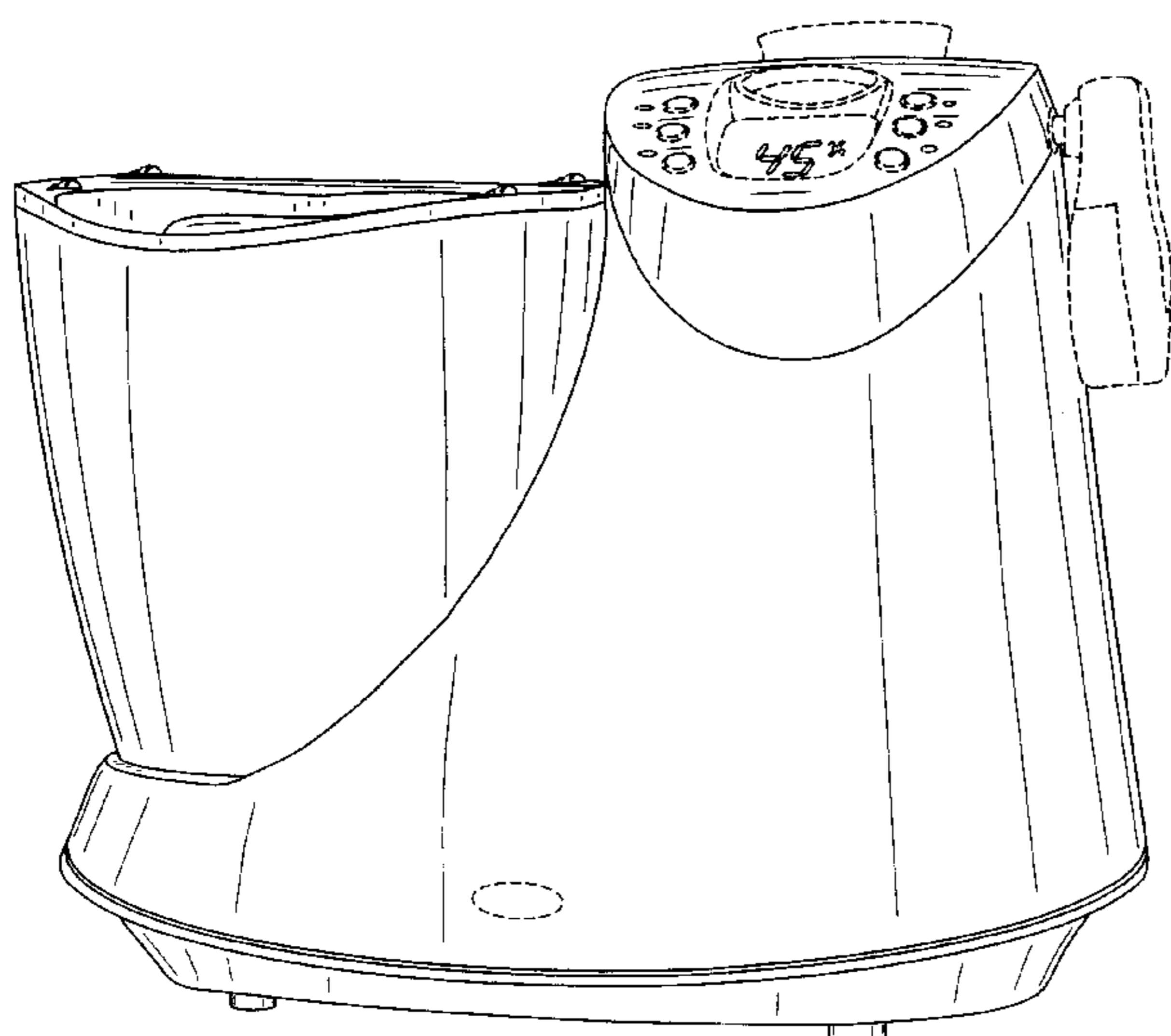
(57) **CLAIM**

The ornamental design for a humidifier, as shown and described.

DESCRIPTION

FIG. 1 is a front perspective view of a humidifier according to the invention;
FIG. 2 is a left side perspective view thereof;
FIG. 3 is a right side perspective view thereof;
FIG. 4 is a rear perspective view thereof;
FIG. 5 is a top perspective view thereof; and,
FIG. 6 is a front left perspective view thereof.
The broken line showing of environmental structure in FIGS. 1–6 is for illustrative purposes only and forms no part of the claimed design.

1 Claim, 6 Drawing Sheets



US D468,819 S

Page 2

U.S. PATENT DOCUMENTS

D391,630 S	3/1998	Wan	D430,278 S	8/2000	Krauss et al.	
D396,527 S	7/1998	Boyle et al.	D431,640 S	10/2000	Rong	
D400,659 S	11/1998	Boyle et al.	D433,497 S	11/2000	Hotaling et al.	
D402,741 S	12/1998	Chen	D438,295 S	* 2/2001	Krauss	D23/356
D420,437 S	2/2000	Rossman et al.	D441,065 S	4/2001	Ediger et al.	
D420,731 S	2/2000	Rossman et al.	D444,222 S	6/2001	Wilson, Jr.	
D421,646 S	3/2000	Palma et al.	D444,871 S	7/2001	Wilson, Jr.	
D422,074 S	3/2000	Tu	D445,173 S	7/2001	Birdsell et al.	
D425,193 S	5/2000	Brewer	D447,552 S	9/2001	Lee et al.	
D429,323 S	8/2000	Rossman et al.	D448,071 S	9/2001	Birdsell et al.	
D429,804 S	8/2000	Rossman et al.	D448,837 S	10/2001	Toro et al.	
D429,808 S	8/2000	Krauss et al.				

* cited by examiner

FIG. 1

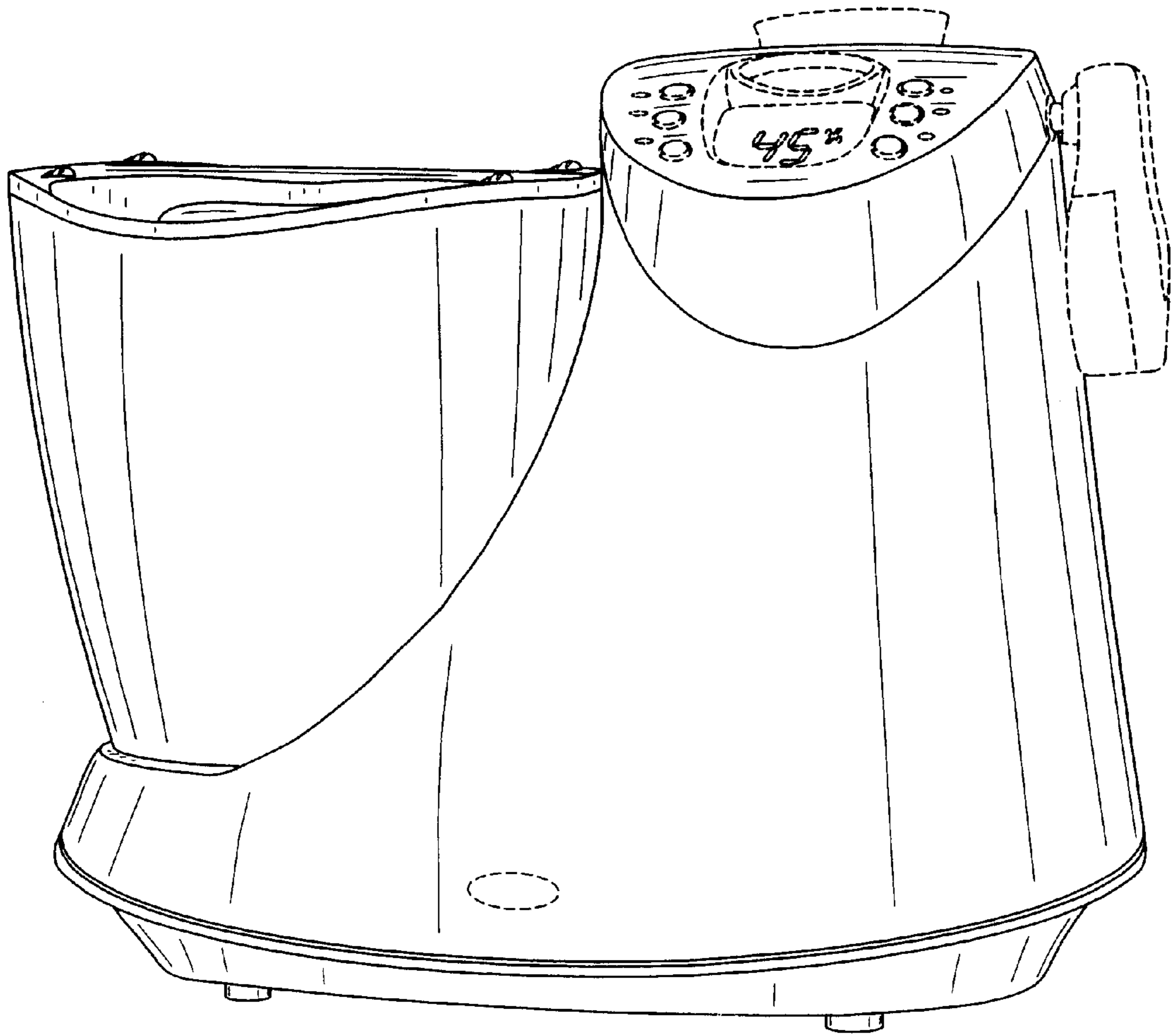


FIG. 2



FIG. 3




FIG. 4

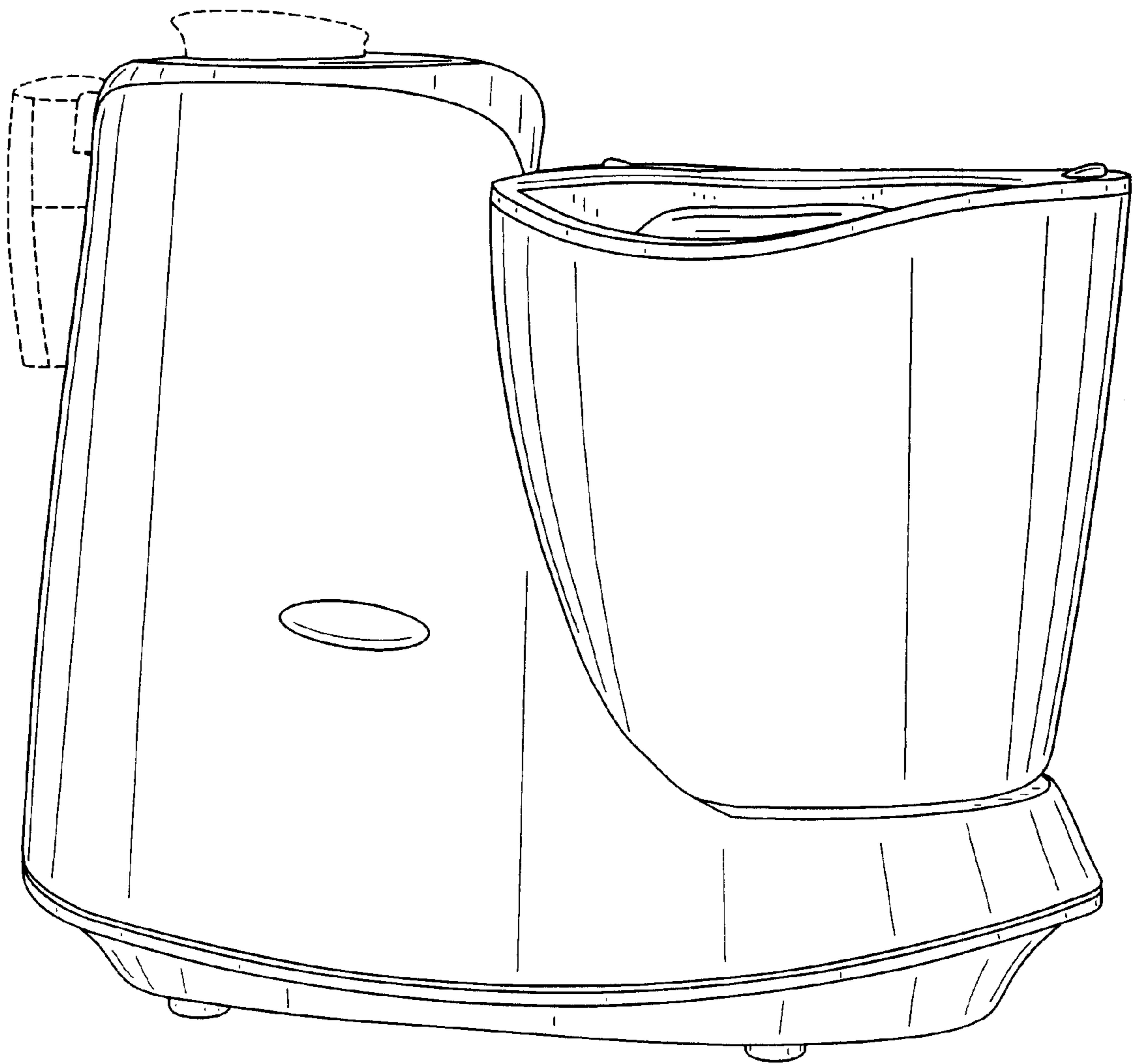


FIG. 5

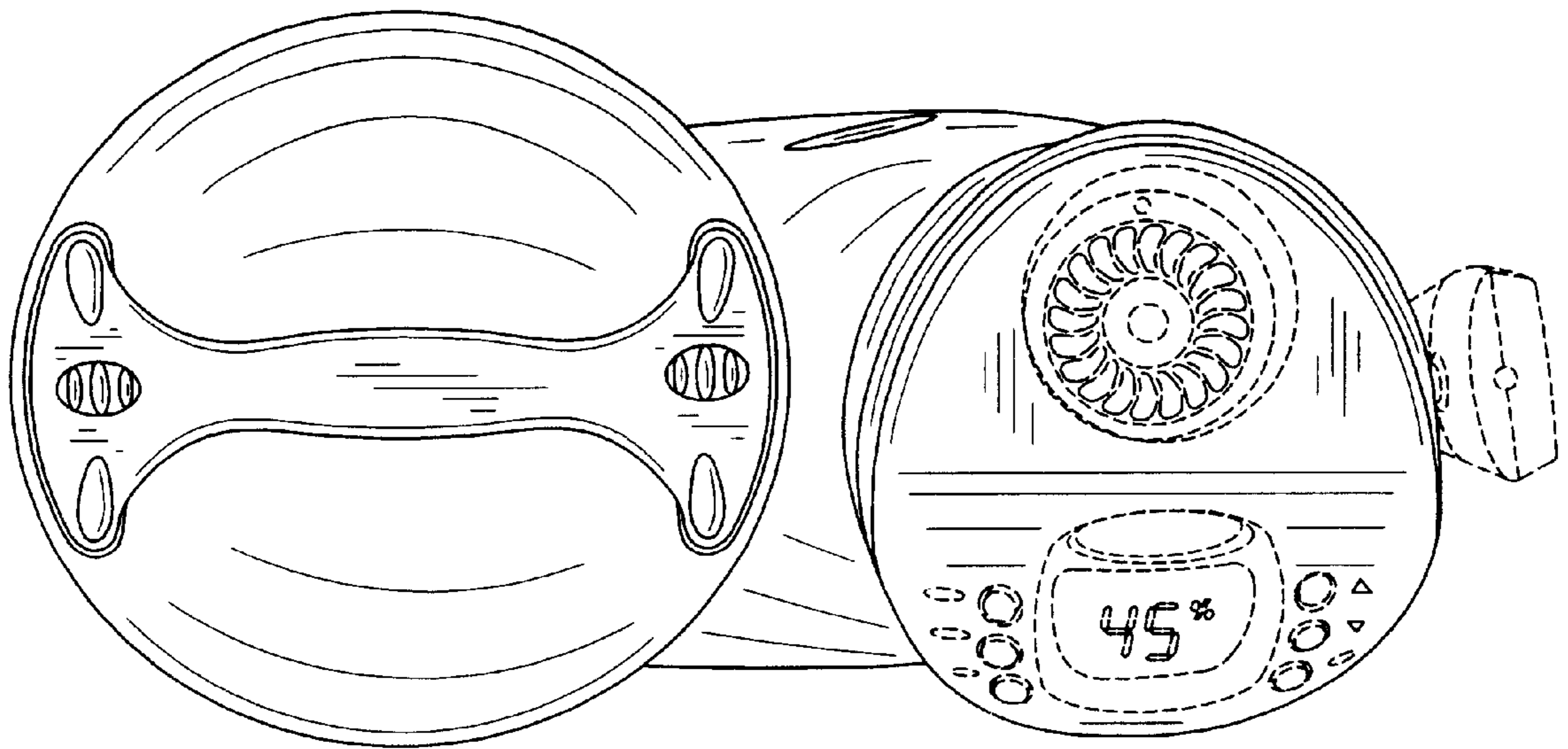


FIG. 6

