



US00D468818S

(12) **United States Design Patent**
Chuang et al.

(10) **Patent No.:** **US D468,818 S**

(45) **Date of Patent:** **** Jan. 14, 2003**

(54) **HEATER FAN**

(75) Inventors: **Luke Chuang**, Cambridge, MA (US);
Anthony Lai, Burlington, MA (US);
William Montague, Millis, MA (US);
Walter G. Birdsell, Marlborough, MA
(US); **Meral Middleton**, Jamaica Plain,
MA (US); **Paul Metaxatos**, Brookline,
MA (US); **John Schaffeld**, Lexington,
MA (US); **Steffen Koury**, Chelsea, MA
(US); **John Brotz**, Newton, NH (US)

(73) Assignee: **Honeywell Consumer Products, Inc.**,
Southborough, MA (US)

(**) Term: **14 Years**

(21) Appl. No.: **29/150,893**

(22) Filed: **Nov. 30, 2001**

(51) **LOC (7) Cl.** **23-03**

(52) **U.S. Cl.** **D23/328; D23/336; D23/370**

(58) **Field of Search** **D23/314, 328,**
D23/332, 335-341, 370, 381; 126/90 A,
92 A, 92 B, 92 AC; 312/236; 392/365-9,
373-6, 352, 434

(56) **References Cited**

U.S. PATENT DOCUMENTS

D150,360 S	*	7/1948	Hutcheson	D23/336
D286,673 S		11/1986	Kahn		
D300,353 S		3/1989	Yurkovic		
D315,403 S		3/1991	Ooki et al.		
D319,498 S		8/1991	Huang		
D323,382 S		1/1992	Wang		
D326,318 S	*	5/1992	Coup et al.	D23/335
D327,946 S		7/1992	Barre		
D333,866 S		3/1993	Wang		
D338,709 S		8/1993	Lin		
D343,676 S		1/1994	Lim		
D346,017 S		4/1994	Lim		
D348,724 S		7/1994	Lee		
D353,660 S	*	12/1994	Cunning	D23/328
D353,662 S		12/1994	Patton et al.		

D353,885 S		12/1994	Hydak et al.		
D354,343 S		1/1995	Goldstein		
D354,803 S		1/1995	Huang		
D358,636 S		5/1995	Bucher et al.		
D361,832 S		8/1995	Cunning		
D367,320 S		2/1996	Huang		
D372,523 S		8/1996	Radtke, Jr.		
D376,005 S		11/1996	Litvin		
D382,634 S		8/1997	Jane et al.		
D384,733 S	*	10/1997	Jane et al.	D23/328
D384,734 S	*	10/1997	Ellwood	D23/335
D391,630 S		3/1998	Wan		
D396,527 S		7/1998	Boyle et al.		
D400,659 S		11/1998	Boyle et al.		
D402,741 S		12/1998	Chen		
D420,437 S		2/2000	Rossmann et al.		
D420,731 S		2/2000	Rossmann et al.		
D421,646 S		3/2000	Palma et al.		
D422,067 S	*	3/2000	Lee	D23/336

(List continued on next page.)

Primary Examiner—B. J. Bullock

(74) *Attorney, Agent, or Firm*—Wolf, Greenfield & Sacks,
P.C.

(57) **CLAIM**

The ornamental design for a heater fan, as shown and described.

DESCRIPTION

FIG. 1 is a front view of a heater fan according to the invention;

FIG. 2 is a left side, front perspective view of the heater fan of FIG. 1;

FIG. 3 is a left side view of the heater fan of FIG. 1;

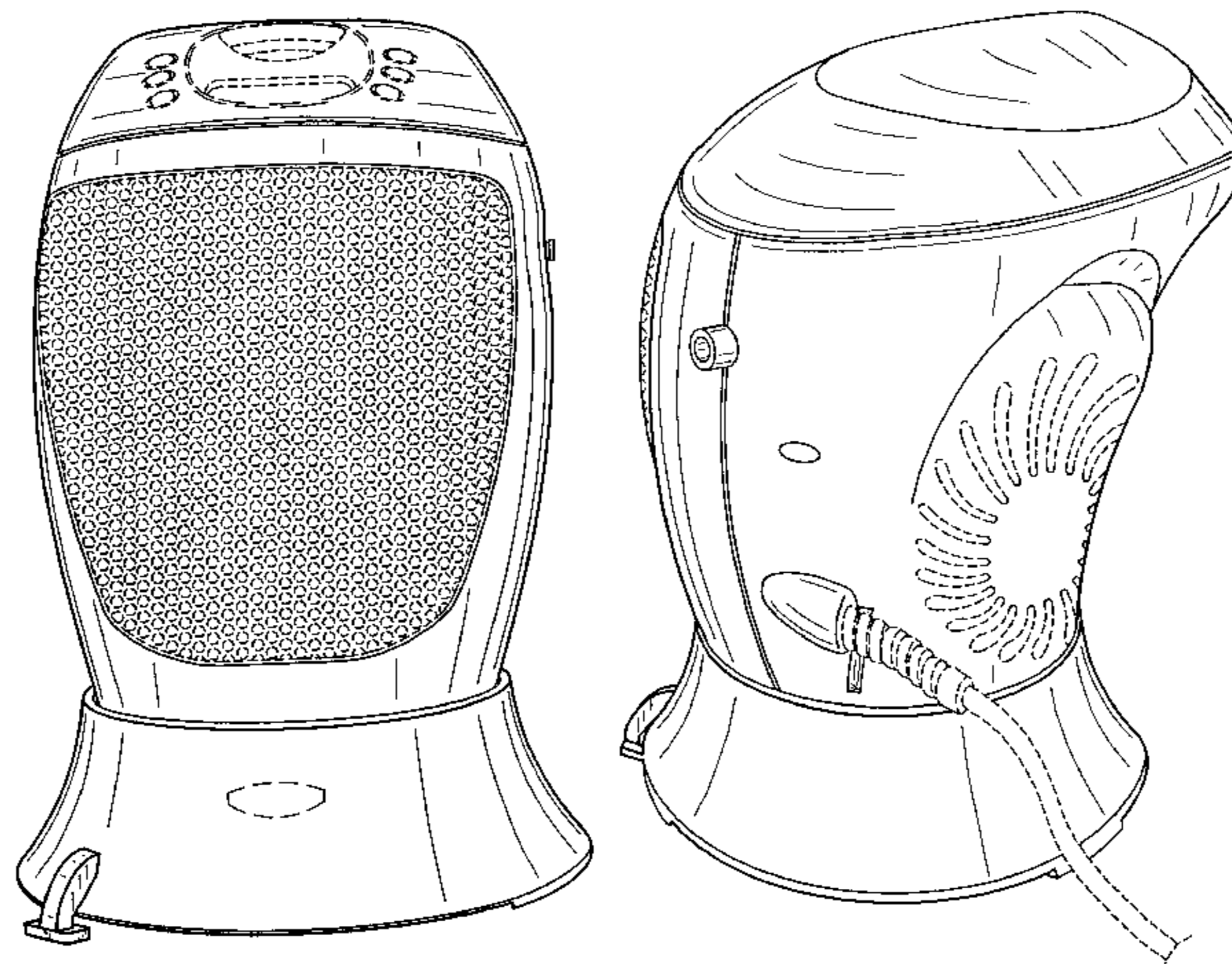
FIG. 4 is a right side view of the heater fan of FIG. 1;

FIG. 5 is a rear perspective view of the heater fan of FIG. 1; and,

FIG. 6 is a rear view of the heater fan of FIG. 1.

The broken lines showing the power cord, attached remote, unit controls, display, name plate, and patterns of the front and rear grilles are for illustrative purposes only and form no part of the claimed design.

1 Claim, 6 Drawing Sheets



US D468,818 S

Page 2

U.S. PATENT DOCUMENTS

D422,074 S	3/2000	Tu	D441,065 S	4/2001	Ediger et al.
D425,193 S	5/2000	Brewer	D444,222 S	6/2001	Wilson, Jr.
D429,323 S	8/2000	Rossmann et al.	D444,871 S	7/2001	Wilson, Jr.
D429,804 S	8/2000	Rossmann et al.	D445,173 S	7/2001	Birdsell et al.
D429,808 S	8/2000	Krauss et al.	D447,552 S	9/2001	Lee et al.
D430,278 S	8/2000	Krauss et al.	D448,071 S	9/2001	Birdsell et al.
D431,640 S	10/2000	Rong	D448,837 S	10/2001	Toro et al.
D433,497 S	11/2000	Hotaling et al.			

* cited by examiner

FIG. 1

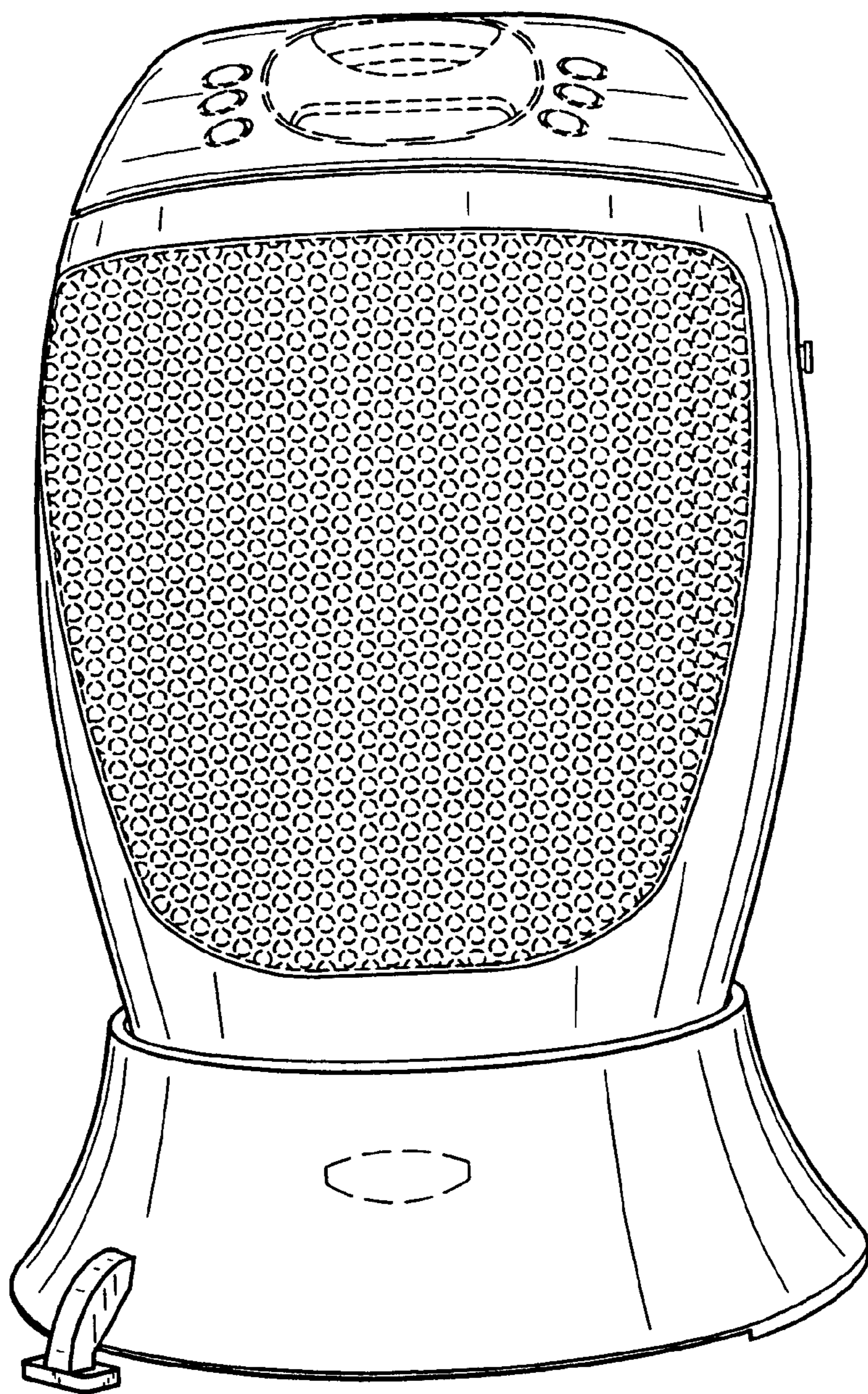


FIG. 2

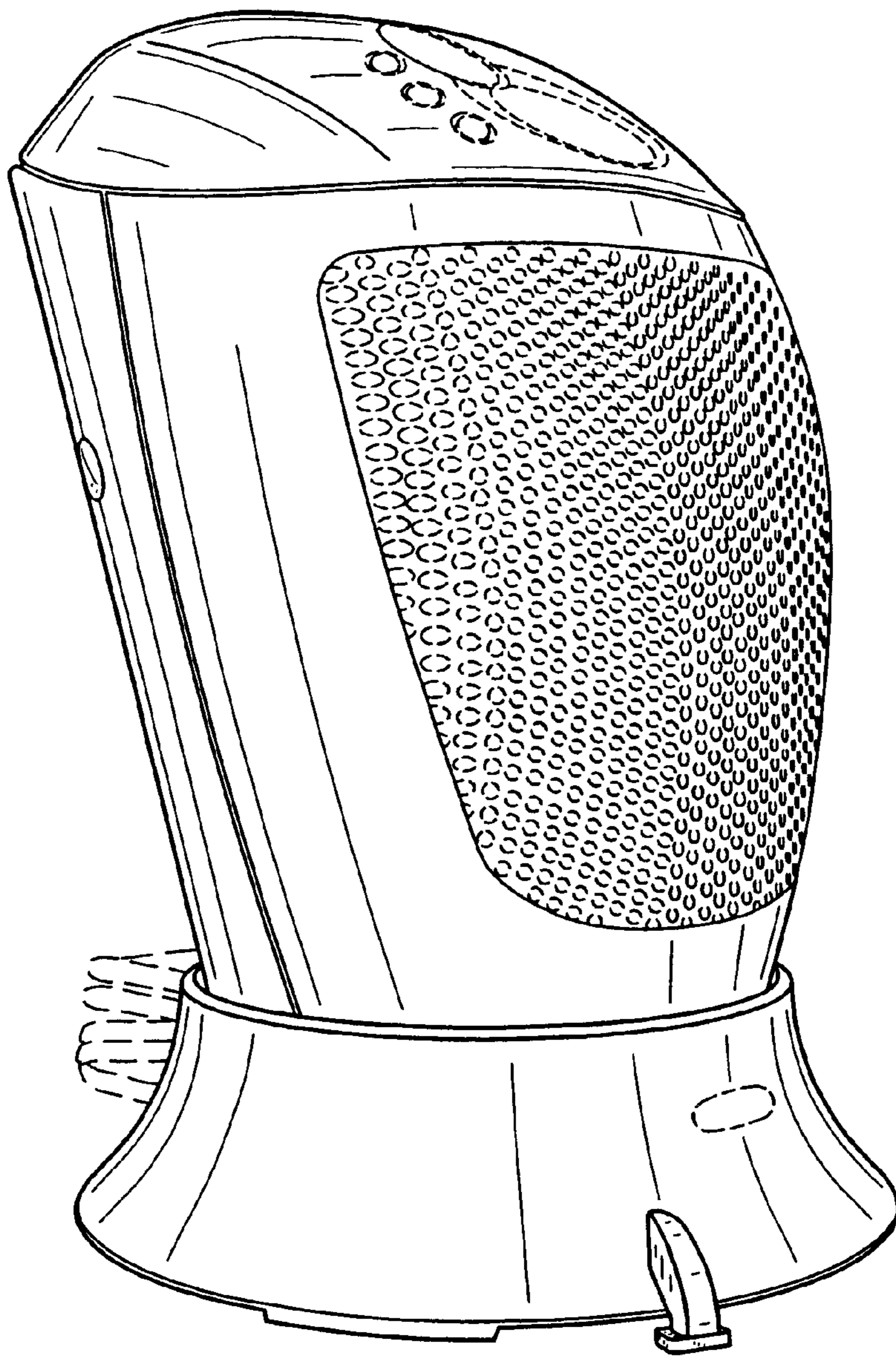


FIG. 3

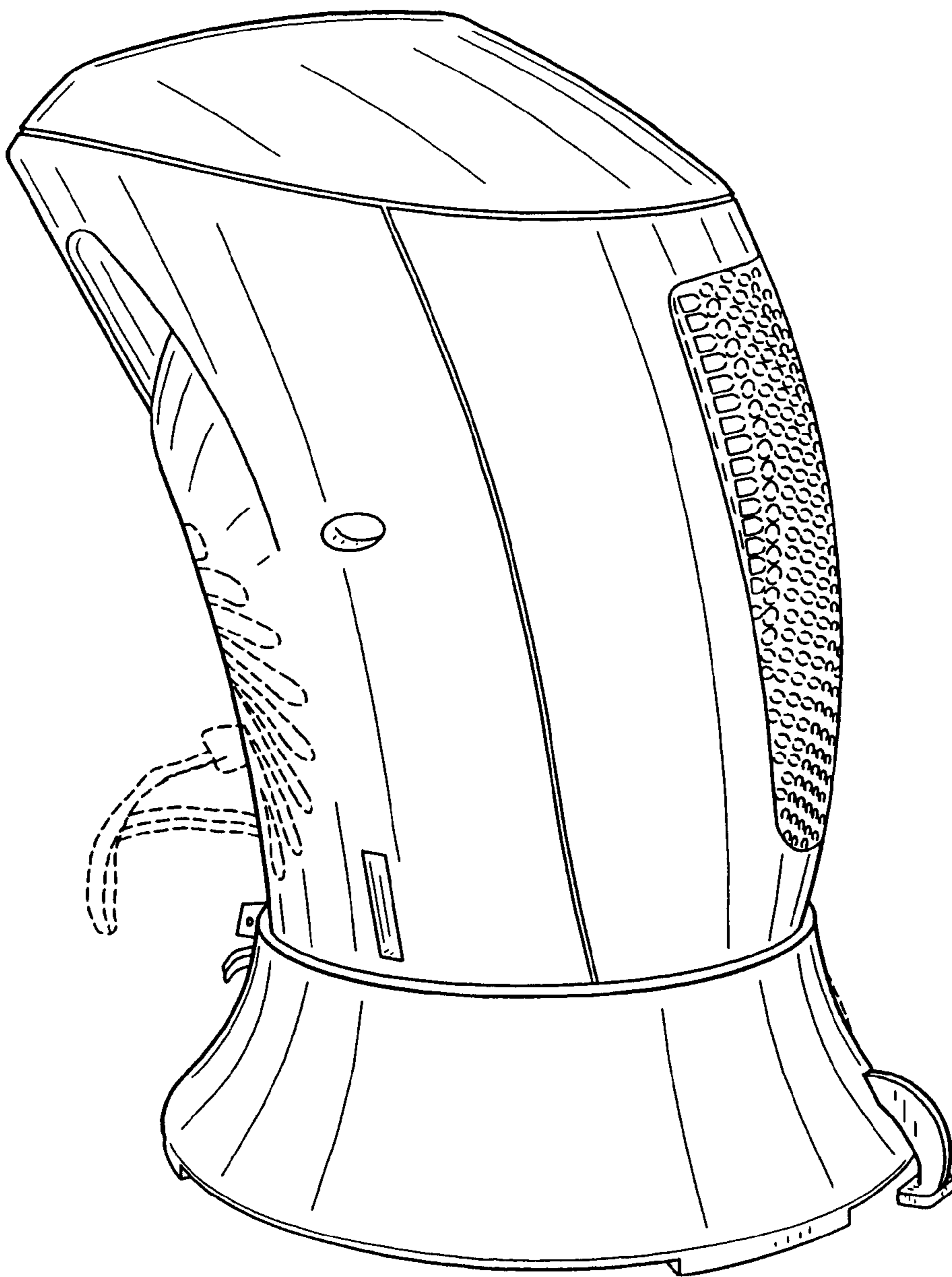


FIG. 4

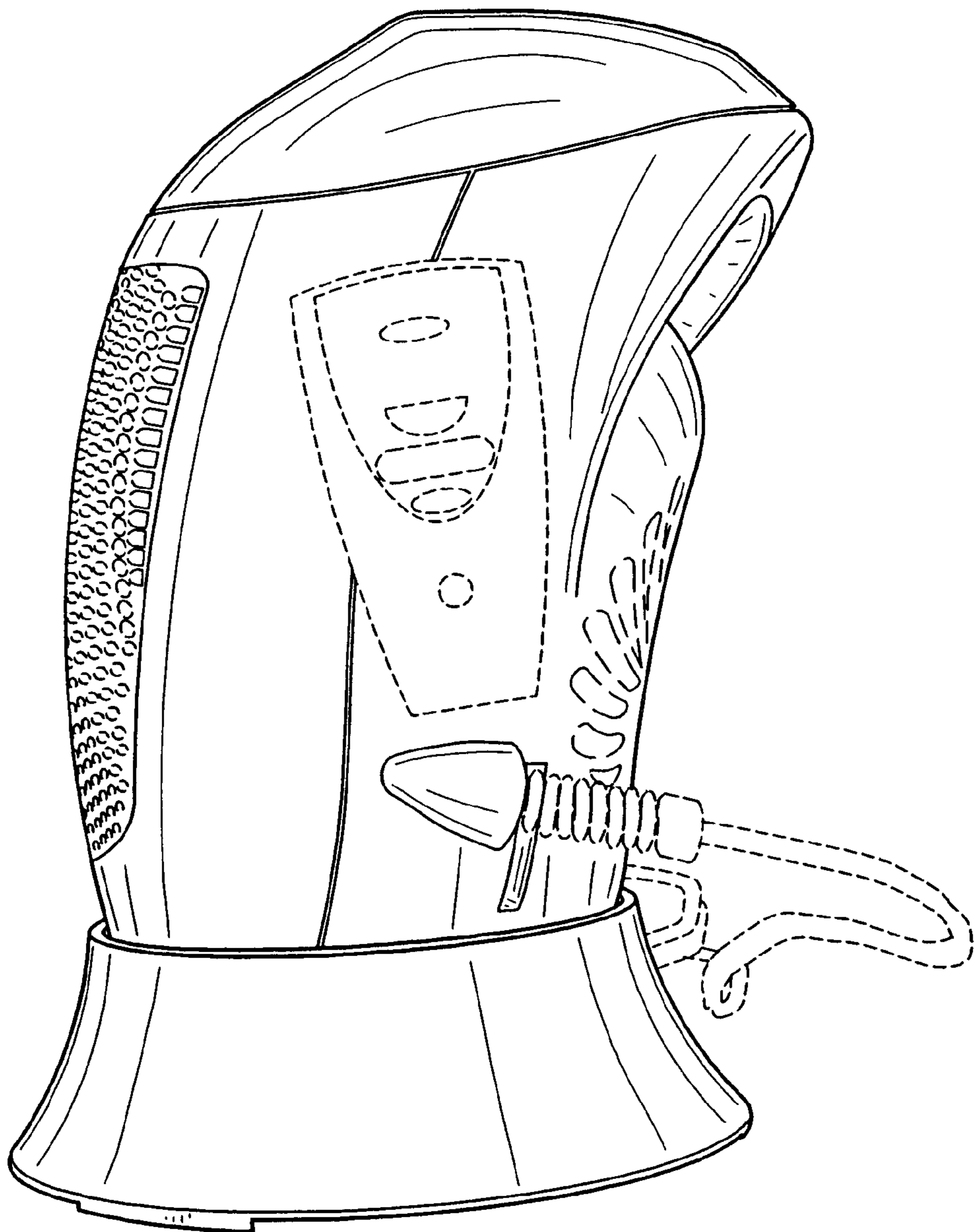


FIG. 5

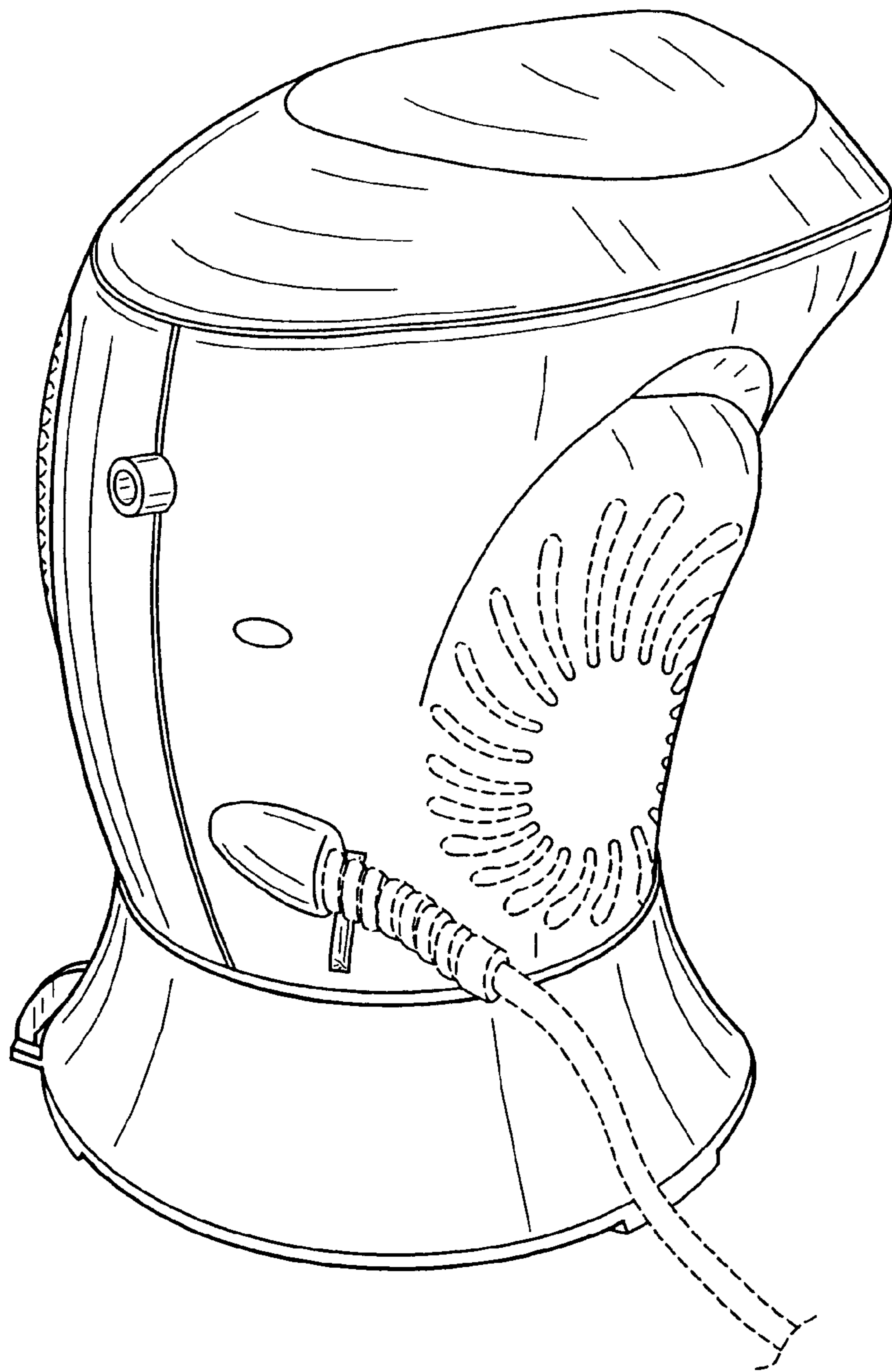


FIG. 6

