



US00D468811S

(12) **United States Design Patent**  
**Holbrook**

(10) **Patent No.:** **US D468,811 S**

(45) **Date of Patent:** **\*\* Jan. 14, 2003**

(54) **DUAL V SHAPE SHOWER ATTACHMENT**

D435,637 S \* 12/2000 Wales ..... D23/263  
D456,493 S \* 4/2002 Paterson et al. .... D23/263

(76) **Inventor:** **Alan Edward Holbrook**, 9407 Spring  
Branch, Dallas, TX (US) 75238

\* cited by examiner

(\*\*) **Term:** **14 Years**

*Primary Examiner*—Robin V. Taylor

(21) **Appl. No.:** **29/153,240**

(57) **CLAIM**

(22) **Filed:** **Jan. 7, 2002**

The ornamental design for a dual V shape shower attachment, as shown and described.

(51) **LOC (7) Cl.** ..... **23-01**

**DESCRIPTION**

(52) **U.S. Cl.** ..... **D23/259; D23/263**

(58) **Field of Search** ..... D23/259, 266,  
D23/263, 228; 285/131.1, 132.1; 4/601;  
239/548

FIG. 1 is a right side perspective elevational view of a dual V shape shower attachment, showing my new design.

FIG. 2 is a right side elevational view thereof

FIG. 3 is a left side elevational view thereof

FIG. 4 is a bottom elevational view thereof.

FIG. 5 is a rear plan view thereof

FIG. 6 is a frontal plan view thereof; and,


FIG. 7 is a top plan view thereof.

(56) **References Cited**

**U.S. PATENT DOCUMENTS**

D249,276 S \* 9/1978 Levin ..... D23/263  
D331,277 S \* 11/1992 Murphy ..... D23/263  
D396,525 S \* 7/1998 Larimer ..... D23/263

**1 Claim, 7 Drawing Sheets**








FIGURE 1






FIGURE 2






FIGURE 3






FIGURE 4






FIGURE 5






FIGURE 6






FIGURE 7