



US00D468791S

(12) **United States Design Patent**
Greenberg

(10) **Patent No.:** **US D468,791 S**

(45) **Date of Patent:** **** Jan. 14, 2003**

(54) **SPINNING AQUATIC DIVING TOY**

(75) **Inventor:** **Michael A. Greenberg**, Mendham Township, NJ (US)

(73) **Assignee:** **Shelcore, Inc.**, Somerset, NJ (US)

(**) **Term:** **14 Years**

(21) **Appl. No.:** **29/163,535**

(22) **Filed:** **Jul. 9, 2002**

(51) **LOC (7) Cl.** **21-01**

(52) **U.S. Cl.** **D21/803; D21/455**

(58) **Field of Search** D21/801, 803, D21/808, 310, 311, 301, 436, 441, 442, 443, 444, 707, 399, 455, 459, 458, 467; 446/153-159, 396, 166, 167; 434/254; 441/136; 273/457; D11/141

(56) **References Cited**

U.S. PATENT DOCUMENTS

2,863,257 A * 12/1958 Gribben D21/441

D360,656 S * 7/1995 Flowerday D21/707
6,220,599 B1 * 4/2001 Eisch 446/153
D443,670 S * 6/2001 Eisch D21/891
6,332,822 B2 * 12/2001 Greenberg et al. 446/153
6,443,799 B1 * 9/2002 Gibson 446/153

* cited by examiner

Primary Examiner—Lucy Lieberman

(74) *Attorney, Agent, or Firm*—Bacon & Thomas

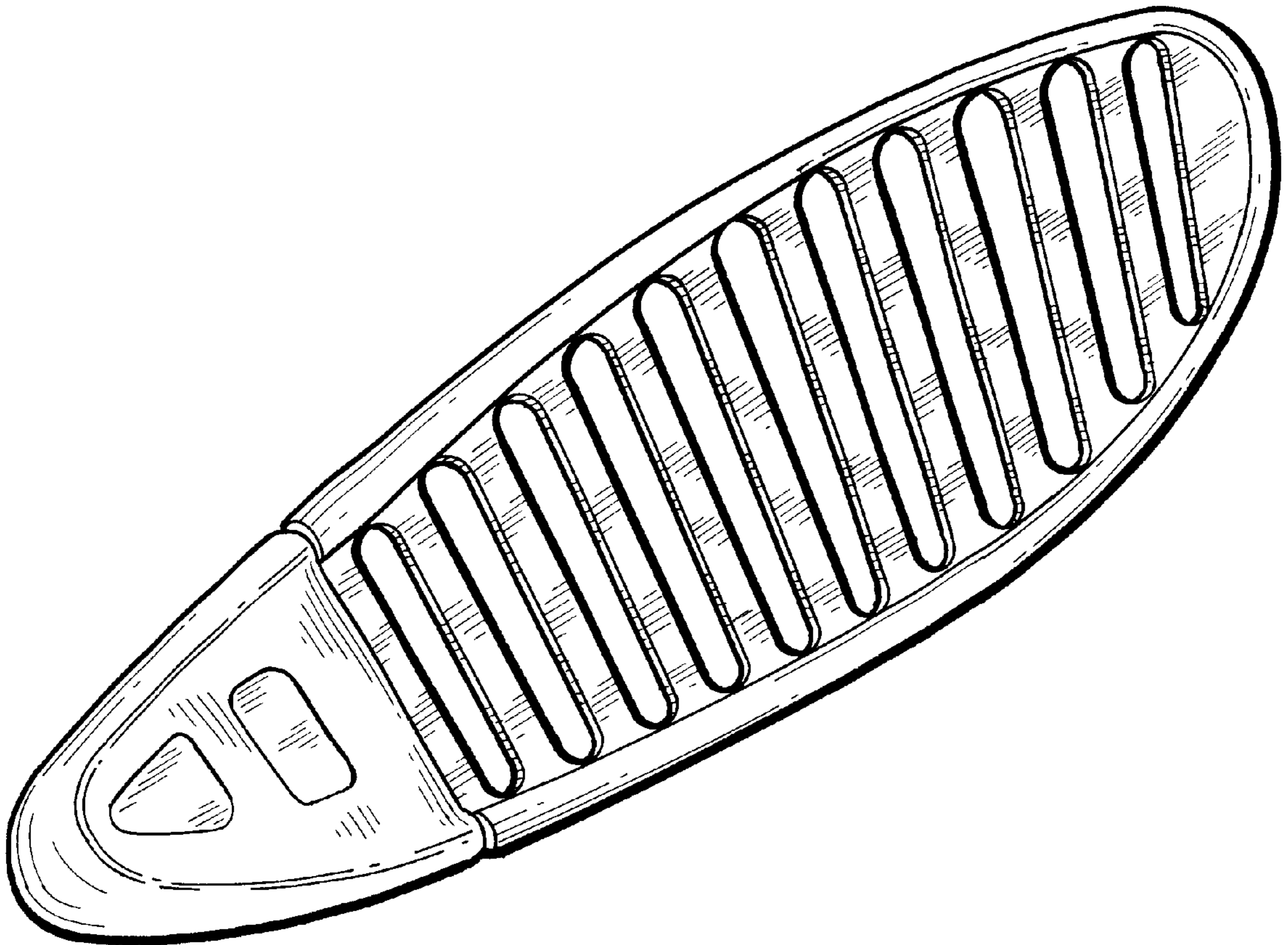
(57) **CLAIM**

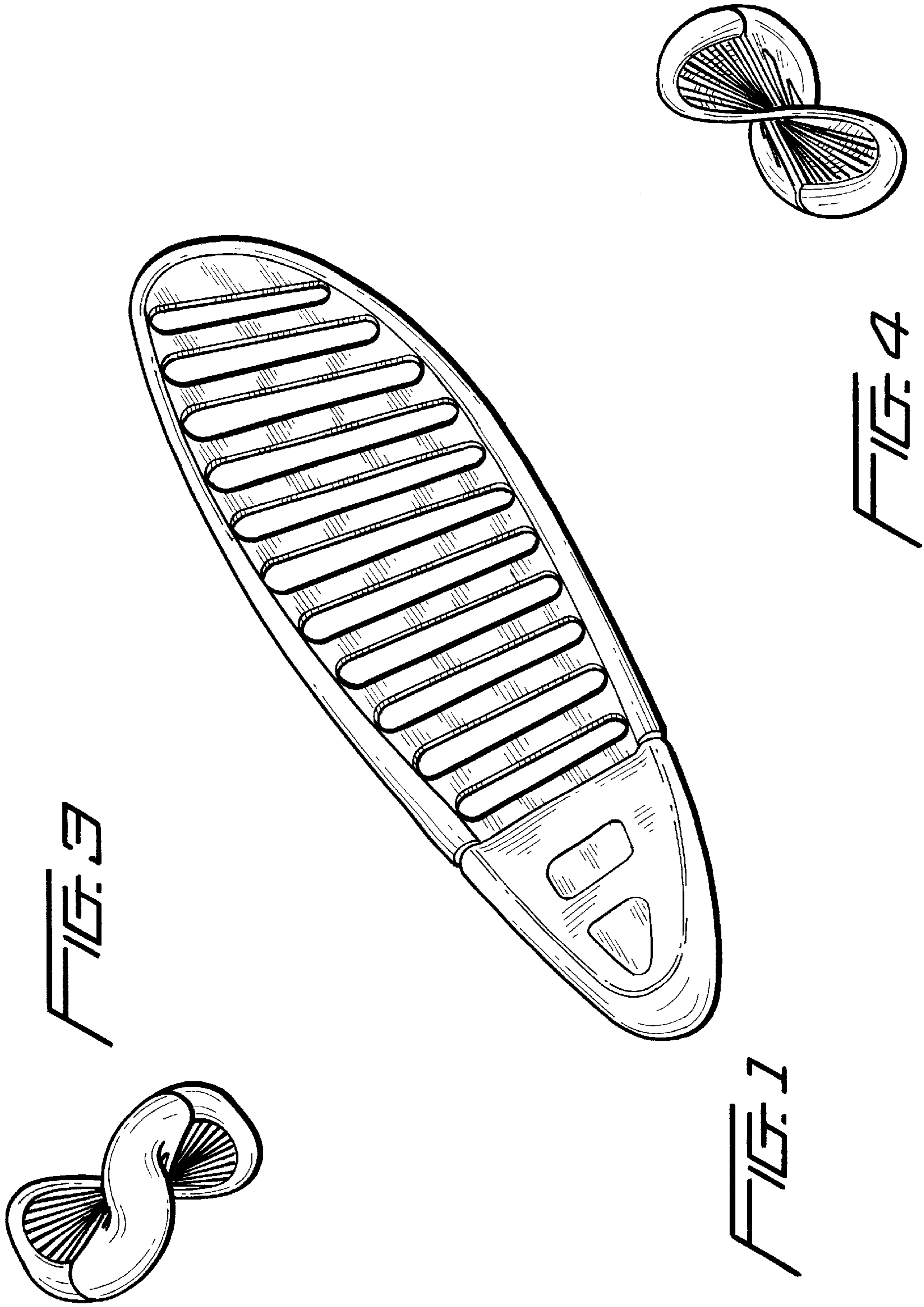
The ornamental design for a spinning aquatic diving toy, as shown and described.

DESCRIPTION

FIG. 1 is a perspective view, taken slightly from above, of a spinning aquatic diving toy showing my new design; FIG. 2 is a plan view thereof taken at a first angle; FIG. 3 is a front elevation thereof; FIG. 4 is a rear elevation thereof; and, FIG. 5 is a plan view thereof in which the spinning aquatic diving toy has been rotated through an angle of 45°.

1 Claim, 2 Drawing Sheets





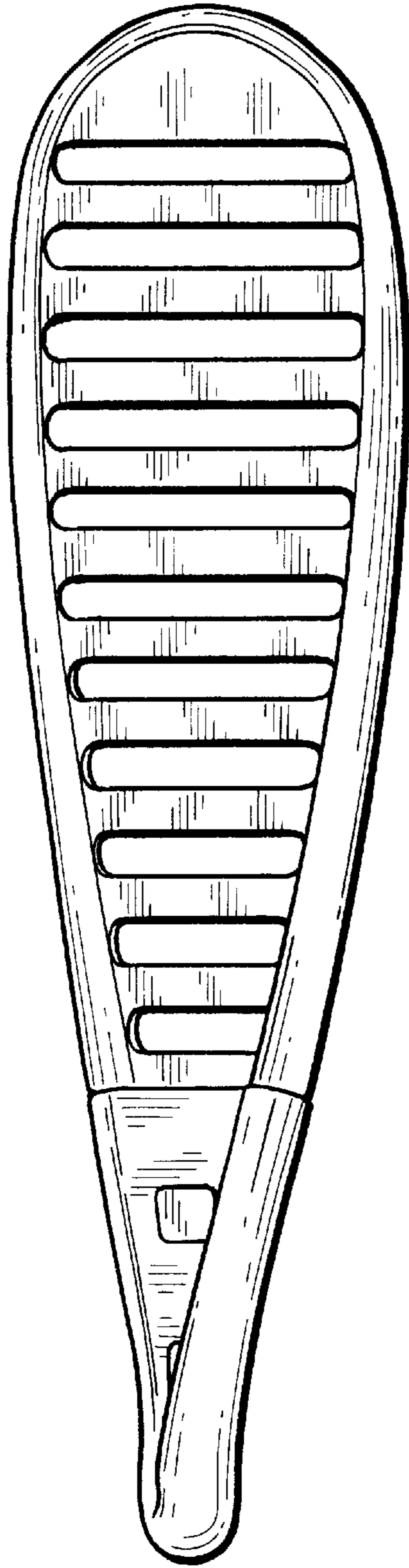


FIG. 5

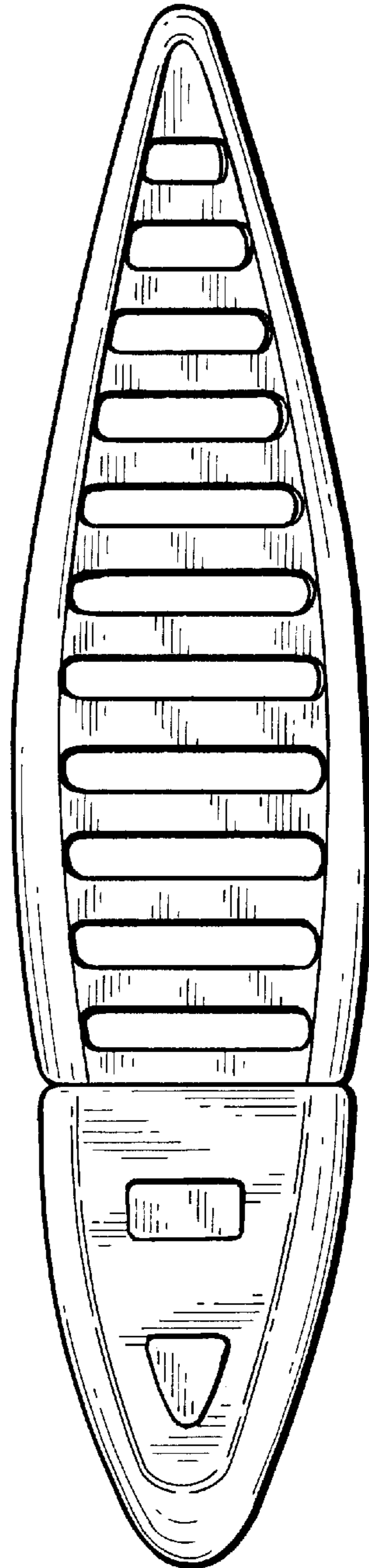


FIG. 2