



US00D468788S

(12) **United States Design Patent**
Bode et al.

(10) **Patent No.:** **US D468,788 S**

(45) **Date of Patent:** **** Jan. 14, 2003**

(54) **GOLF CLUB HEAD**

(75) Inventors: **James A. Bode**, Albany, GA (US);
David Alexander Wood, Humble, TX (US)

(73) Assignee: **MacGregor Golf Company**, Albany, GA (US)

(**) Term: **14 Years**

(21) Appl. No.: **29/147,369**

(22) Filed: **Aug. 29, 2001**

(51) **LOC (7) Cl.** **21-02**

(52) **U.S. Cl.** **D21/748**

(58) **Field of Search** D21/747-751;
473/324, 327-331, 350

(56) **References Cited**

U.S. PATENT DOCUMENTS

2,007,377 A	7/1935	Link	
D240,841 S	8/1976	Solheim	
5,046,733 A	9/1991	Antonious	
5,120,062 A	6/1992	Scheie et al.	
5,193,805 A	3/1993	Solheim	
5,335,914 A	8/1994	Long	
D362,481 S	9/1995	Takahashi et al.	
5,544,885 A	8/1996	Besnard et al.	
D376,399 S	12/1996	Boone	
D377,381 S	* 1/1997	Takahashi et al.	D21/748
D381,385 S	7/1997	Shinohara et al.	
5,643,112 A	7/1997	Besnard et al.	
5,669,826 A	9/1997	Chang et al.	
5,669,830 A	9/1997	Bamber	
D386,549 S	* 11/1997	Takahashi et al.	D21/748
5,695,411 A	12/1997	Wright et al.	

D393,036 S	3/1998	Helmstetter et al.	
5,738,596 A	4/1998	Meyer	
5,807,191 A	9/1998	Nakahara	
5,873,795 A	2/1999	Wozny et al.	
D417,248 S	* 11/1999	Matsuo	D21/748
D437,902 S	* 2/2001	Persinger	D21/748
D454,606 S	* 3/2002	Helmstetter et al.	D21/747
D454,932 S	* 3/2002	Mahaffey et al.	D21/747

OTHER PUBLICATIONS

Publication illustrating the MacGregor "Split Sole" irons, 1968.

* cited by examiner

Primary Examiner—Mitchell Siegel

(74) *Attorney, Agent, or Firm*—Cooley Godward LLP

(57) **CLAIM**

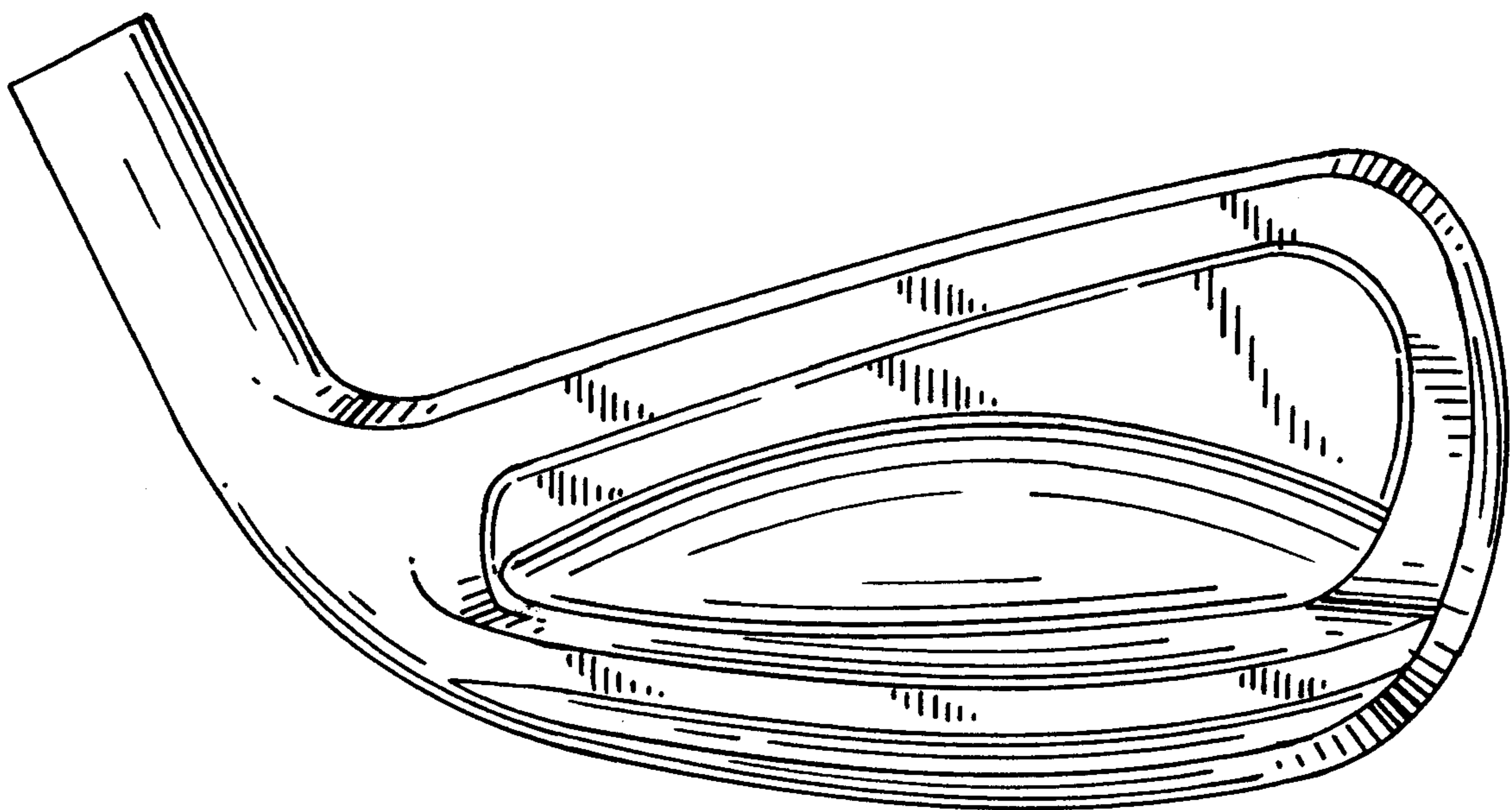
The ornamental design for a golf club head, as shown and described.

DESCRIPTION

FIG. 1 is a perspective view of an embodiment of our new golf club head;
FIG. 2 is an enlarged back perspective view;
FIG. 3 is a back elevational view of FIG. 2;
FIG. 4 is a front elevational view of FIG. 2;
FIG. 5 is a left side elevational view of FIG. 2;
FIG. 6 is a right side elevational view of FIG. 2;
FIG. 7 is a top plan view of FIG. 2; and,
FIG. 8 is a bottom plan view of FIG. 2.

The broken lines in the figures merely illustrate the environment for the golf club head of the present design and therefore form no part of the claimed design.

1 Claim, 4 Drawing Sheets



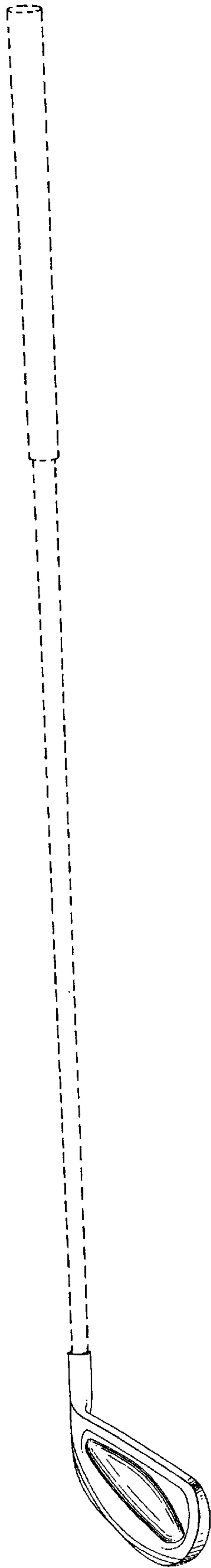


FIG. 1

FIG. 2

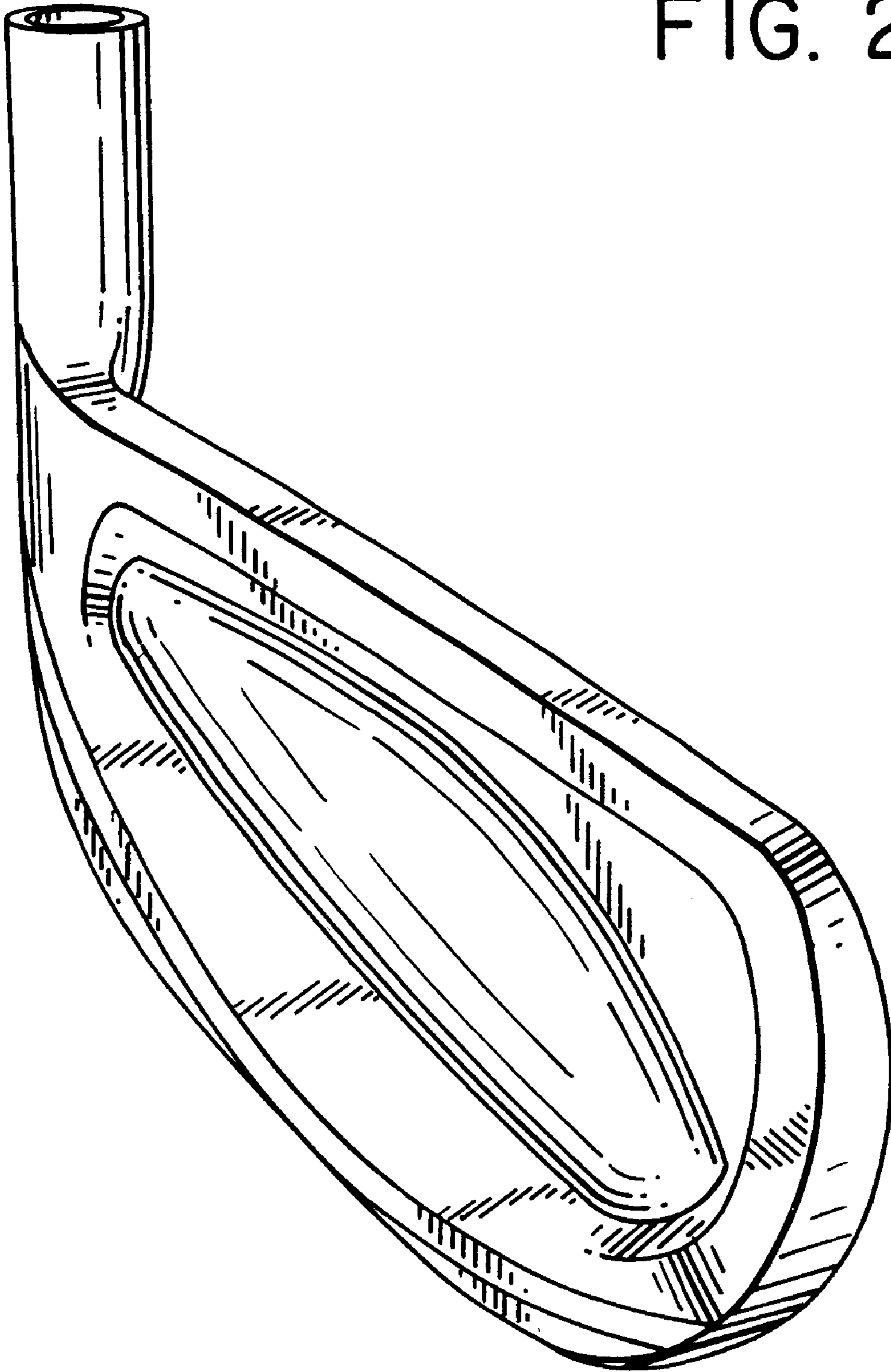


FIG. 3

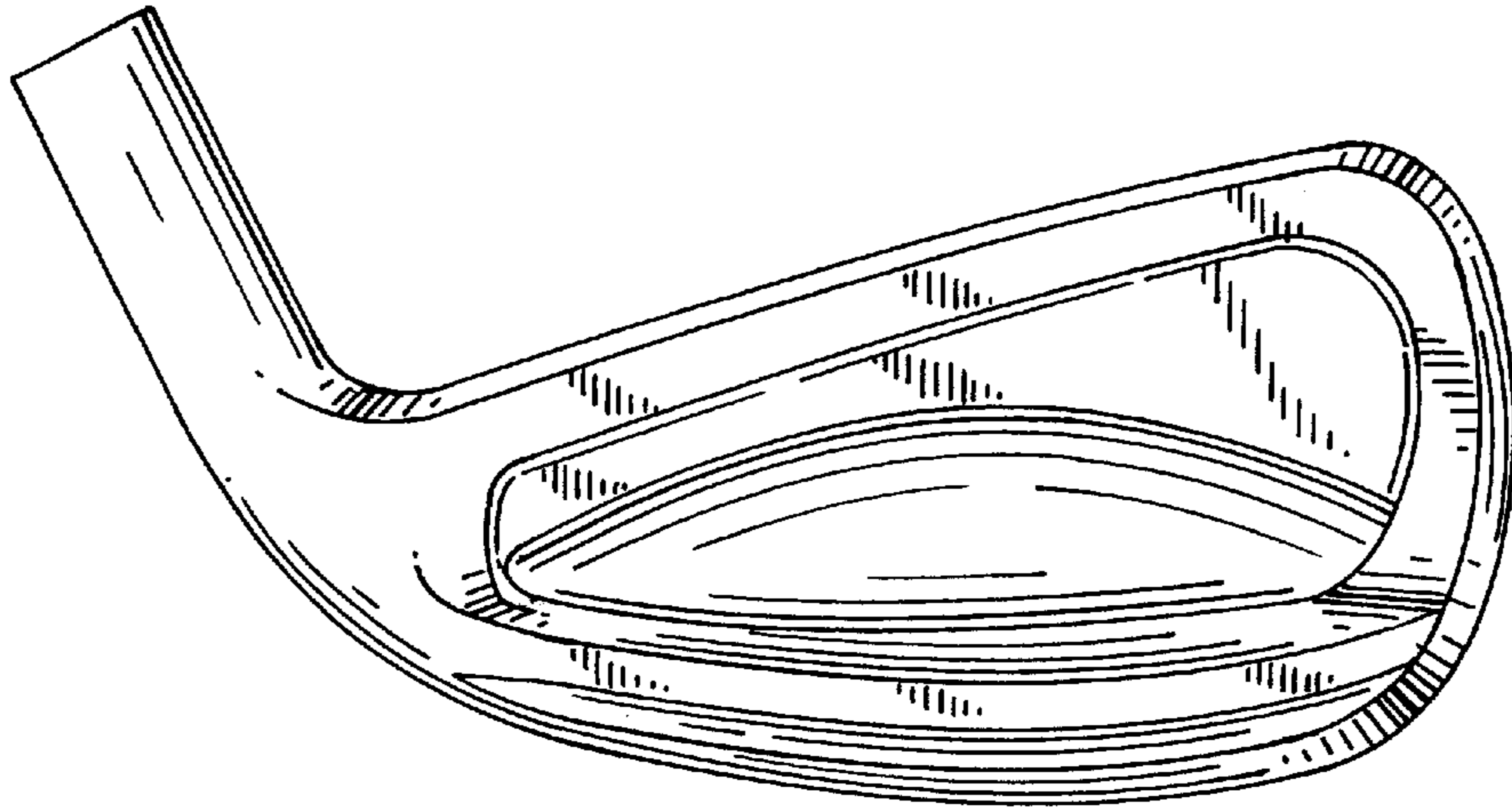


FIG. 4

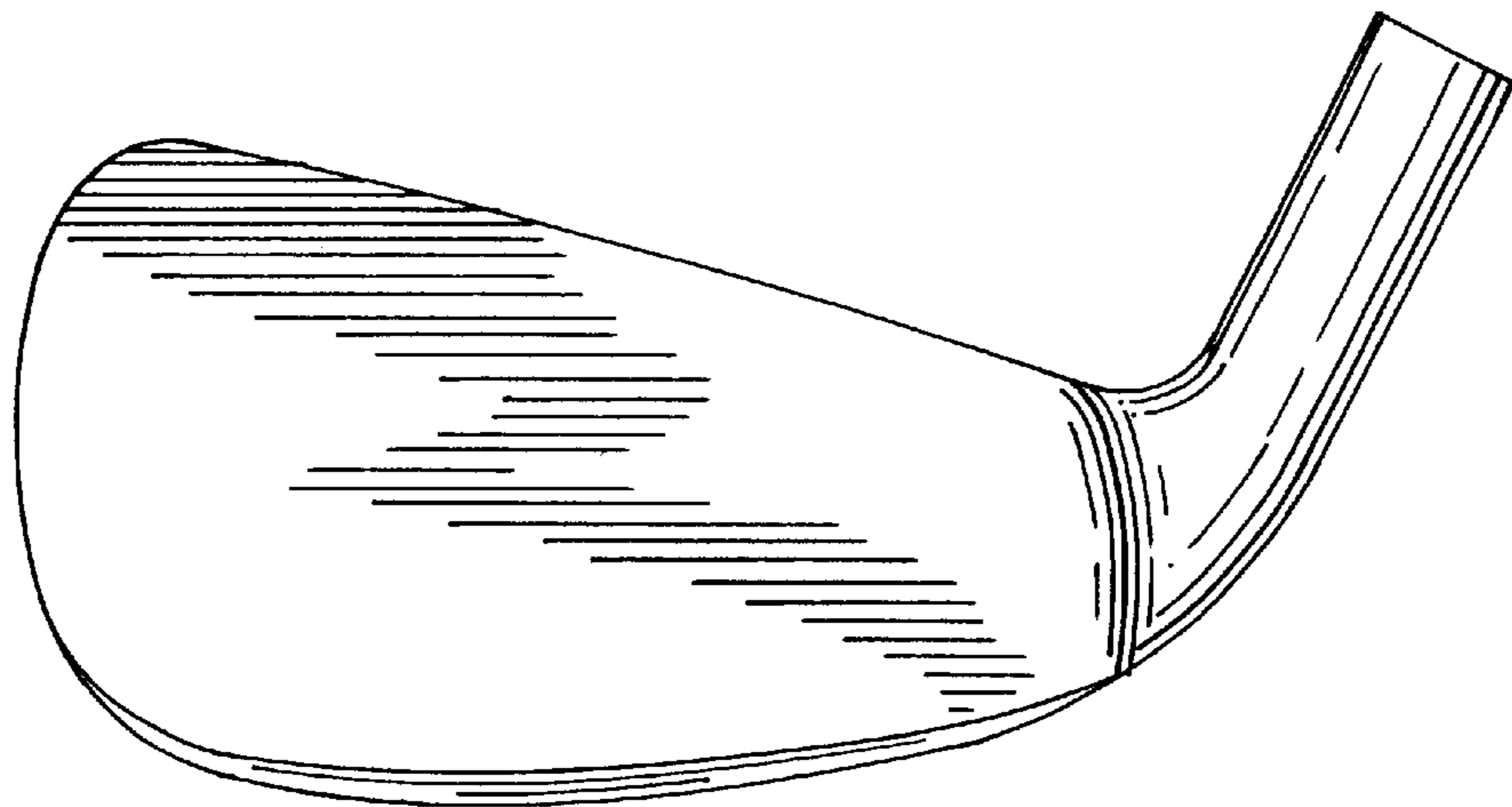


FIG. 5

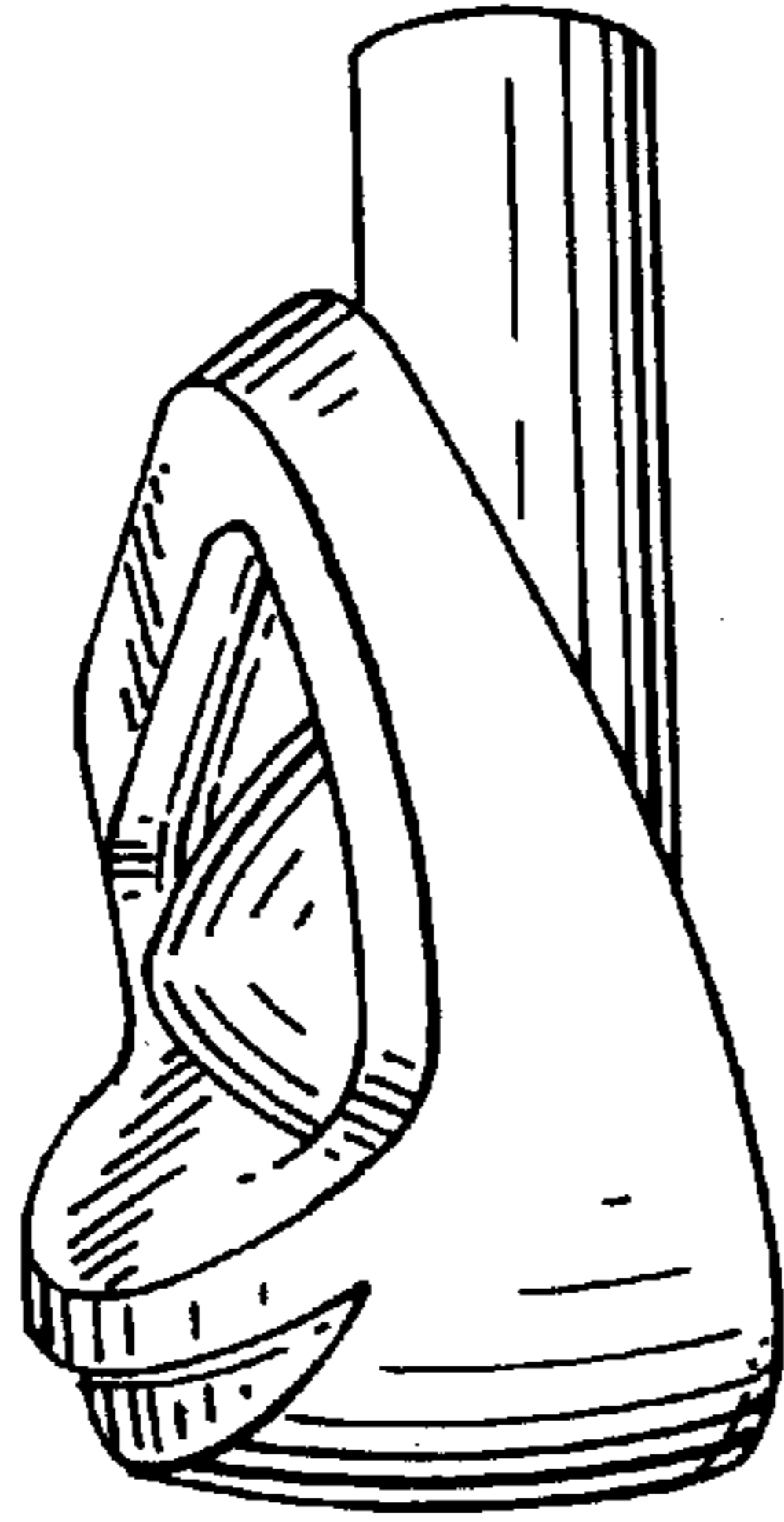


FIG. 6

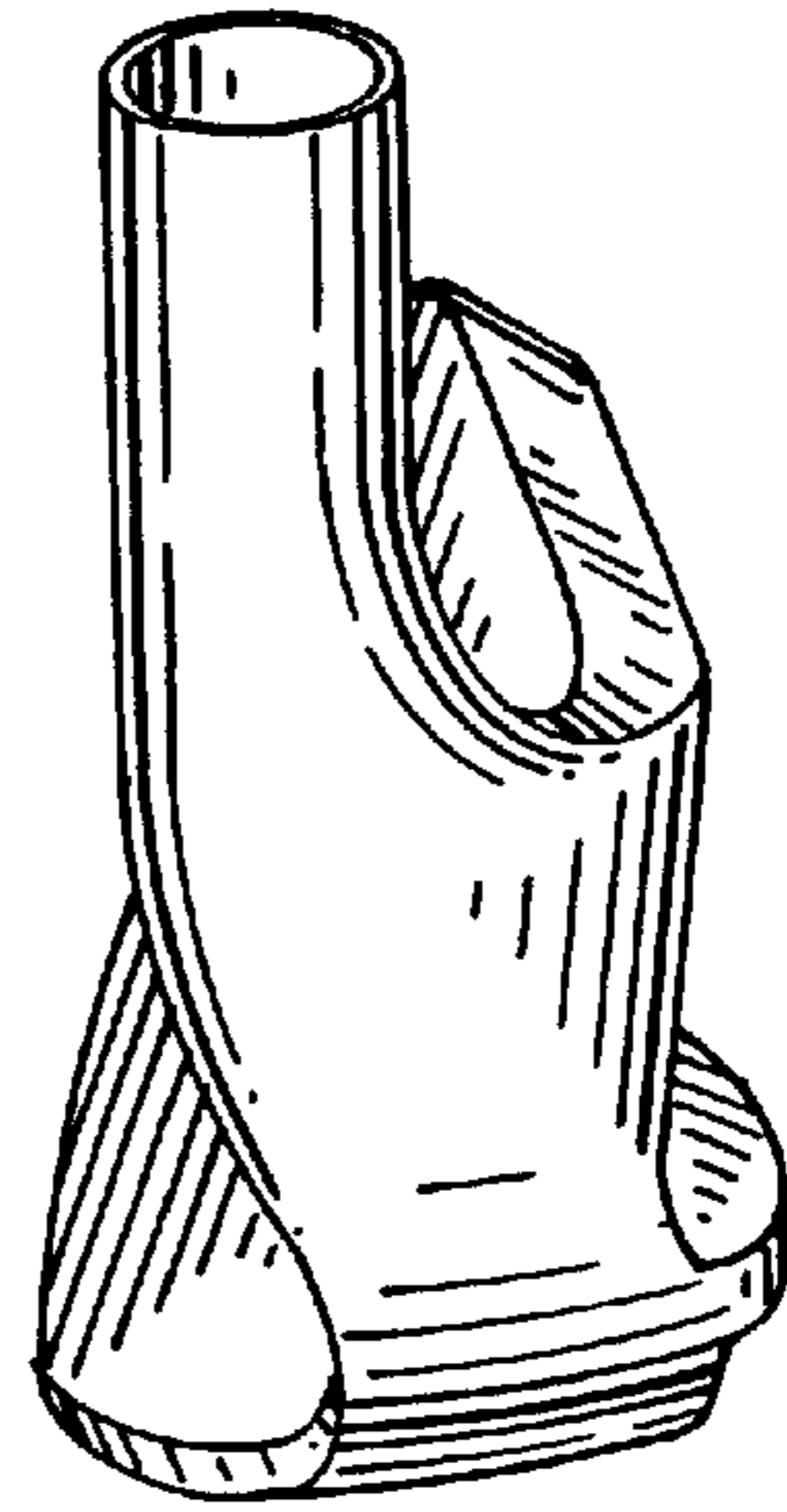


FIG. 7

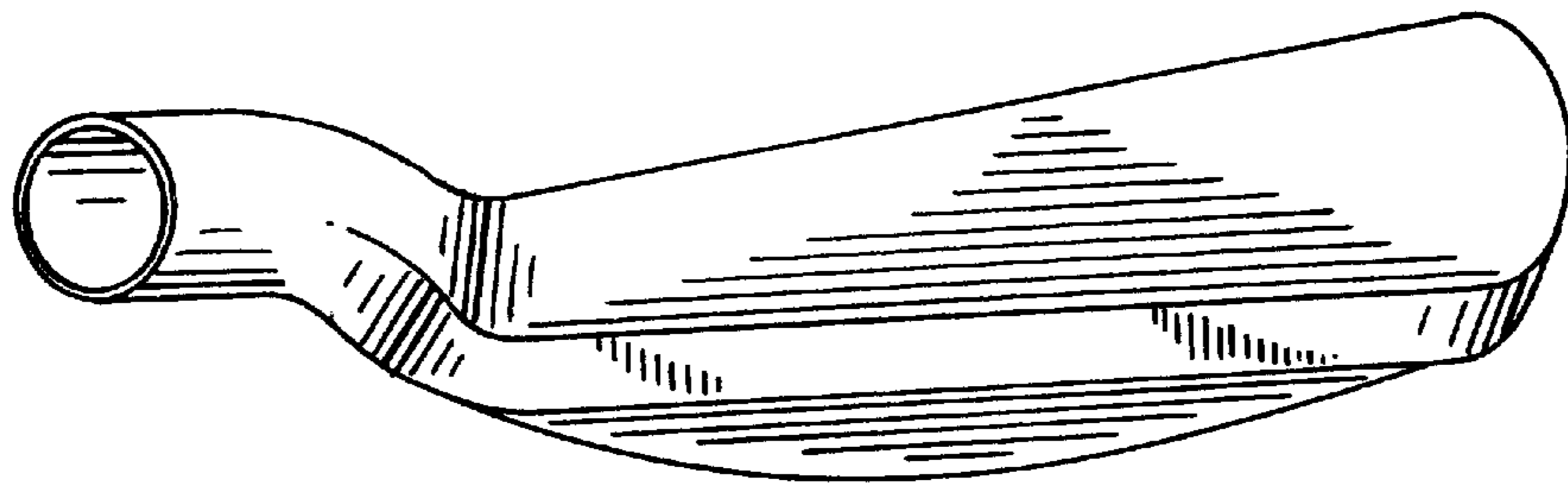


FIG. 8

