



US00D468781S

(12) **United States Design Patent**  
**Foschino**

(10) **Patent No.:** **US D468,781 S**

(45) **Date of Patent:** **\*\* Jan. 14, 2003**

(54) **TRANSFORMABLE TOY FIGURE**

(75) Inventor: **Suzanne Foschino**, Brightwaters, NY (US)

(73) Assignee: **Those Characters from Cleveland, Inc.**, Cleveland, OH (US)

(\*\*) Term: **14 Years**

(21) Appl. No.: **29/150,927**

(22) Filed: **Nov. 29, 2001**

(51) **LOC (7) Cl.** ..... **21-01**

(52) **U.S. Cl.** ..... **D21/605; D21/579**

(58) **Field of Search** ..... D21/576, 577, D21/579, 585-587, 604-605, 611-613, 617; 446/79, 97, 99, 268, 369

(56) **References Cited**

**U.S. PATENT DOCUMENTS**

4,614,505	A	9/1986	Schneider et al.	
D288,583	S	* 3/1987	Hope et al.	D21/604
D291,819	S	9/1987	Schneider et al.	
D318,311	S	* 7/1991	Chen	D21/604
D451,561	S	* 12/2001	Bowerman	D21/604

**FOREIGN PATENT DOCUMENTS**

CA	1223735	7/1987
ES	111978	12/1986
ES	109998	1/1987
ES	292120	2/1987
ES	117296	11/1988
ES	112225	5/1998
ES	117295	11/1998

**OTHER PUBLICATIONS**

Sears 1983 Christmas Catalog. p. 169, Wish Bear, #18.\*  
American Greetings Corporation/Mattel Toys Advertisement, 1986.

American Greetings Corporation/Mattel Toys Advertisement, 1987.

American Greetings Corporation/Mattel Toys Advertisement, 1988.

\* cited by examiner

*Primary Examiner*—Sandra L. Morris

(74) *Attorney, Agent, or Firm*—Benesch, Friedlander, Coplan & Aronoff, LLP

(57) **CLAIM**

The ornamental design for a transformable toy figure, as shown and described.

**DESCRIPTION**

FIG. 1 is a front perspective view of a transformable toy figure showing my design in a first, untucked position;

FIG. 2 is a front elevation view of the transformable toy figure in the first position;

FIG. 3 is a left side elevation view of the transformable toy figure in the first position;

FIG. 4 is a right side elevation view of the transformable toy figure in the first position;

FIG. 5 is a rear elevation view of the transformable toy figure in the first position;


FIG. 6 is a top plan view of the transformable toy figure in the first position;

FIG. 7 is a bottom plan view of the transformable toy figure in the first position; and,

FIG. 8 is a front elevation view of the transformable toy figure showing my new design in a second, tucked position.

The transformable toy figure parts shown in broken lines in FIG. 1 is shown for illustrative purposes only and form no part of the claimed design.

**1 Claim, 7 Drawing Sheets**






FIG. 1




FIG. 2



FIG. 3



FIG. 4

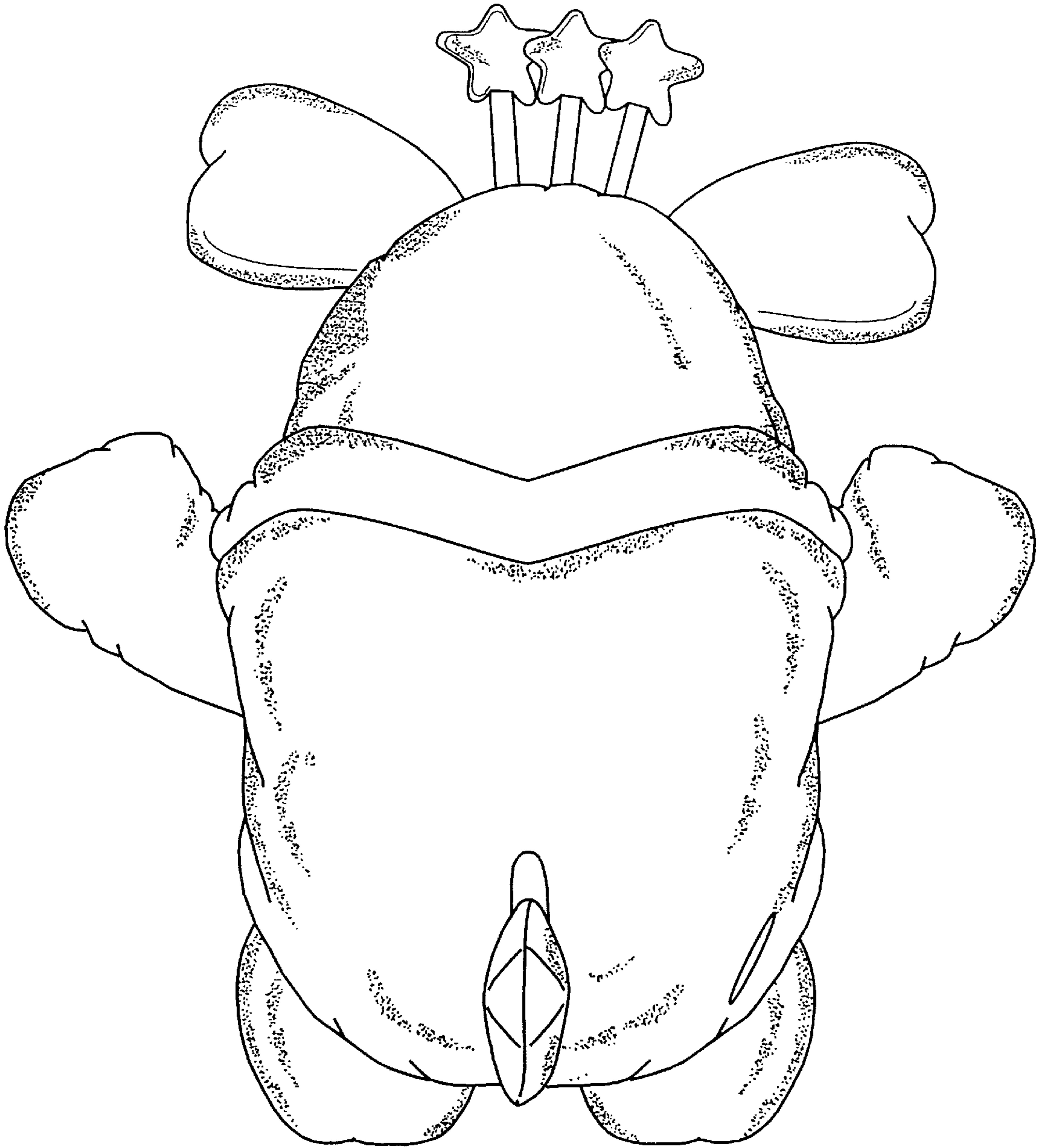


FIG. 5

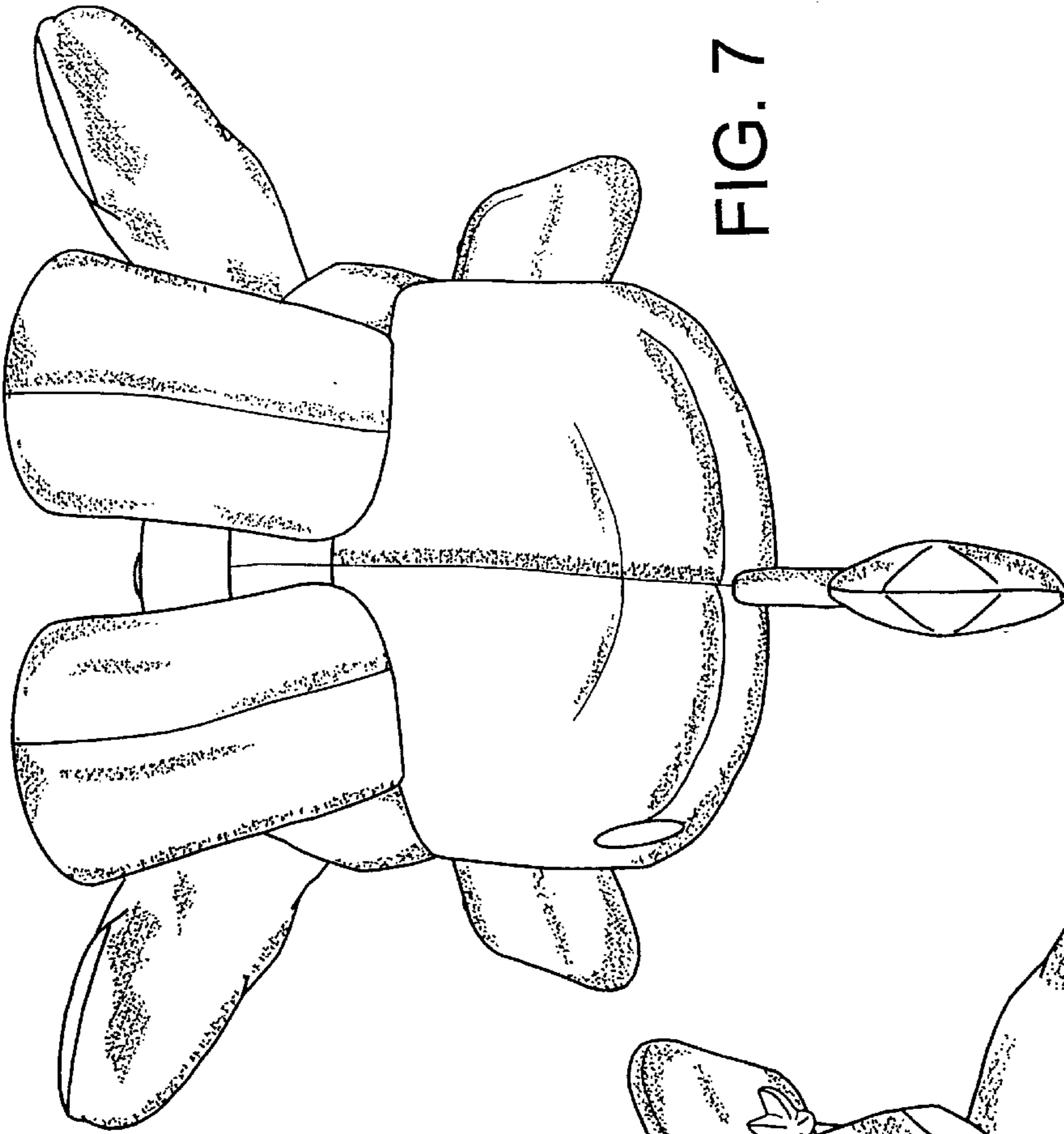


FIG. 7

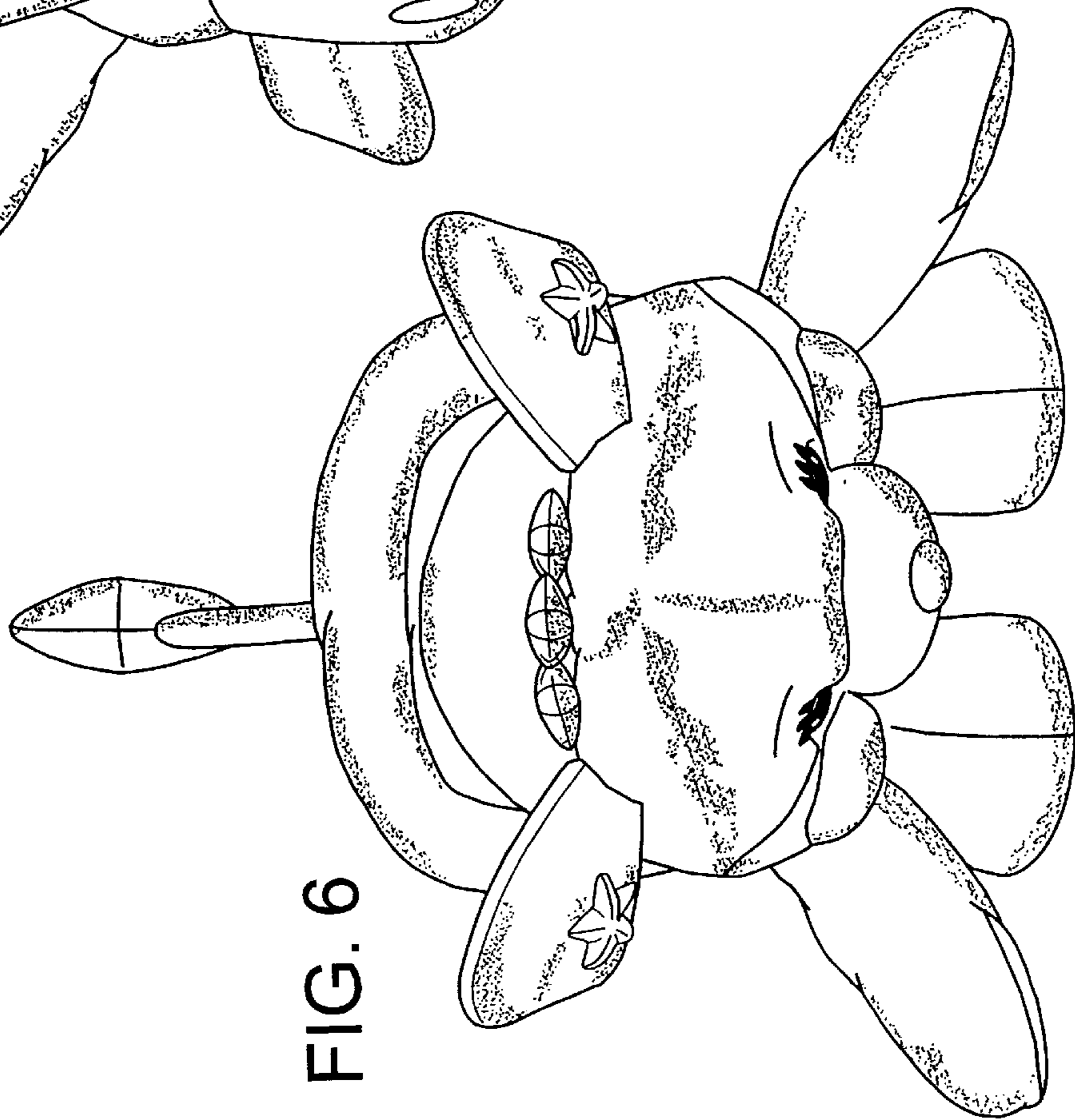


FIG. 6




FIG. 8