



US00D468752S

(12) **United States Design Patent**  
**Hopper**

(10) **Patent No.:** **US D468,752 S**

(45) **Date of Patent:** **\*\* Jan. 14, 2003**

- (54) **SPRAY GUN PUMP AND HOSE**
- (75) Inventor: **Timothy George Hopper**, Guildford (GB)
- (73) Assignee: **Earlex Limited**, Guildford (GB)
- (\*\*) Term: **14 Years**
- (21) Appl. No.: **29/146,801**
- (22) Filed: **Aug. 16, 2001**
- (51) **LOC (7) Cl.** ..... **15-02**
- (52) **U.S. Cl.** ..... **D15/9**
- (58) **Field of Search** ..... D15/7, 9; 392/403; 15/321, 320, 319; D23/213-229; D32/1, 15, 17

5,542,021 A	*	7/1996	Hopper et al. ....	392/403
5,542,147 A	*	8/1996	Merten .....	15/321
5,735,017 A	*	4/1998	Barnes et al. ....	15/321
5,784,753 A	*	7/1998	Kaczmarz et al. ....	15/319
D422,603 S	*	4/2000	DeYoung .....	D15/9
D435,048 S	*	12/2000	Breeser et al. ....	D15/7
D443,881 S	*	6/2001	Tsai .....	D15/7
D454,884 S	*	3/2002	Christiansen et al. ....	D15/7

\* cited by examiner

*Primary Examiner*—Nelson C. Holtje  
(74) *Attorney, Agent, or Firm*—Ware, Fressola, Van Der Sluys & Adolphson LLP

(57) **CLAIM**


The ornamental design for a spray gun pump and hose, as shown and described.

**DESCRIPTION**

FIG. 1 is a front view of the spray gun pump and hose showing my new design;  
FIG. 2 is an oblique front view thereof;  
FIG. 3 is a pod side view thereof;  
FIG. 4 is a podless side view thereof;  
FIG. 5 is a rear view thereof;  
FIG. 6 is a top view thereof; and,  
FIG. 7 is the underside view thereof.

**1 Claim, 7 Drawing Sheets**

- (56) **References Cited**
- U.S. PATENT DOCUMENTS**
- 4,227,279 A \* 10/1980 Tribolet ..... 15/321
- 4,320,555 A \* 3/1982 Watson ..... 15/321
- D289,081 S \* 3/1987 Ludwig ..... D24/185
- D338,208 S \* 8/1993 Reents et al. .... D15/9
- D340,724 S \* 10/1993 Mariol ..... D15/7
- D340,727 S \* 10/1993 Anderson et al. .... D15/7
- 5,287,597 A \* 2/1994 Mondini et al. .... 19/115 B
- 5,447,997 A \* 9/1995 Raleigh et al. .... 525/474
- D371,648 S \* 7/1996 Zimmermann et al. .... D32/15






Fig. 1




FIG. 2




FIG. 3




FIG. 4




FIG. 5




FIG. 6




FIG. 7