



US00D468714S

(12) **United States Design Patent**  
**Maruska et al.**

(10) **Patent No.:** **US D468,714 S**

(45) **Date of Patent:** **\*\* Jan. 14, 2003**

(54) **HOUSING FOR A COMMUNICATION DEVICE OR SIMILAR ARTICLES**

(75) Inventors: **Joshua Maruska**, Gurnee, IL (US);  
**Paul Pierce**, Grayslake, IL (US);  
**Joseph Graceffa**, Chicago, IL (US)

(73) Assignee: **Motorola, Inc.**, Schaumburg, IL (US)

(\*\*) Term: **14 Years**

(21) Appl. No.: **29/155,158**

(22) Filed: **Feb. 4, 2002**

(51) **LOC (7) Cl.** ..... **14-03**

(52) **U.S. Cl.** ..... **D14/138**

(58) **Field of Search** ..... D14/137, 138,  
D14/218, 147-148, 247-248, 144, 341-347;  
379/433.01-433.13, 419, 434, 428.01-428.04,  
420.01-420.04, 440; 455/550-575, 90;  
D21/517

(56) **References Cited**

**U.S. PATENT DOCUMENTS**

D264,465 S	*	5/1982	MacKenzie	.....	D14/147
D341,588 S	*	11/1993	Nagai et al.	.....	D14/138
D341,589 S	*	11/1993	Nagele et al.	.....	D14/138
D343,835 S	*	2/1994	Nagele et al.	.....	D14/138
D366,872 S	*	2/1996	Nagele et al.	.....	D14/138
D377,351 S	*	1/1997	Toki et al.	.....	D14/138
5,717,753 A	*	2/1998	Birmanns	.....	379/419
D401,929 S	*	12/1998	Lucaci et al.	.....	D14/138
D406,835 S	*	3/1999	Yamasaki	.....	D14/138
D407,719 S	*	4/1999	Nagano et al.	.....	D14/138
D407,722 S	*	4/1999	Nagano et al.	.....	D14/138
D408,032 S	*	4/1999	Nagano et al.	.....	D14/138
D409,998 S	*	5/1999	Meyer	.....	D14/138
D411,994 S	*	7/1999	Nakahara et al.	.....	D14/138
D417,213 S	*	11/1999	Meyer	.....	D14/138
6,006,074 A	*	12/1999	De Larminat et al.	.....	455/90
D421,005 S	*	2/2000	Lucaci et al.	.....	D14/138
D427,171 S	*	6/2000	Frye et al.	.....	D14/138
D427,983 S	*	7/2000	Nagano et al.	.....	D14/138
D433,398 S	*	11/2000	Meyer et al.	.....	D14/138

D434,016 S	*	11/2000	Hunt	.....	D14/138
D434,742 S	*	12/2000	Elkins et al.	.....	D14/138
D434,744 S	*	12/2000	Lai	.....	D14/138
D436,583 S	*	1/2001	Newby et al.	.....	D14/138
D440,951 S	*	4/2001	Kolinen	.....	D14/138
D440,952 S	*	4/2001	Carvalho	.....	D14/138
D448,355 S	*	9/2001	Higashi et al.	.....	D14/138
D450,671 S	*	11/2001	Langford et al.	.....	D14/138
D454,549 S	*	3/2002	Vuolteenaho et al.	.....	D14/138
D456,375 S	*	4/2002	Vuolteenaho et al.	.....	D14/138
D456,794 S	*	5/2002	Laverick et al.	.....	D14/138
D458,595 S	*	6/2002	Yin et al.	.....	D14/138
D459,324 S	*	6/2002	Ahlgren	.....	D14/138
D459,327 S	*	6/2002	Ali	.....	D14/138
D459,329 S	*	6/2002	Suzuki et al.	.....	D14/138
D461,174 S	*	8/2002	Ruohonen	.....	D14/138

**FOREIGN PATENT DOCUMENTS**

JP 878007 \* 9/1993

\* cited by examiner

*Primary Examiner*—Jeffrey Asch

(74) *Attorney, Agent, or Firm*—Roland K. Bowler, II

(57) **CLAIM**

The ornamental design for a housing for a communication device and similar articles, substantially as shown.

**DESCRIPTION**

FIG. 1 is a perspective view of an ornamental design of a housing for radiotelephones and similar articles.

FIG. 2 is a first side view thereof.

FIG. 3 is a top plan view thereof.

FIG. 4 is a first end view thereof.

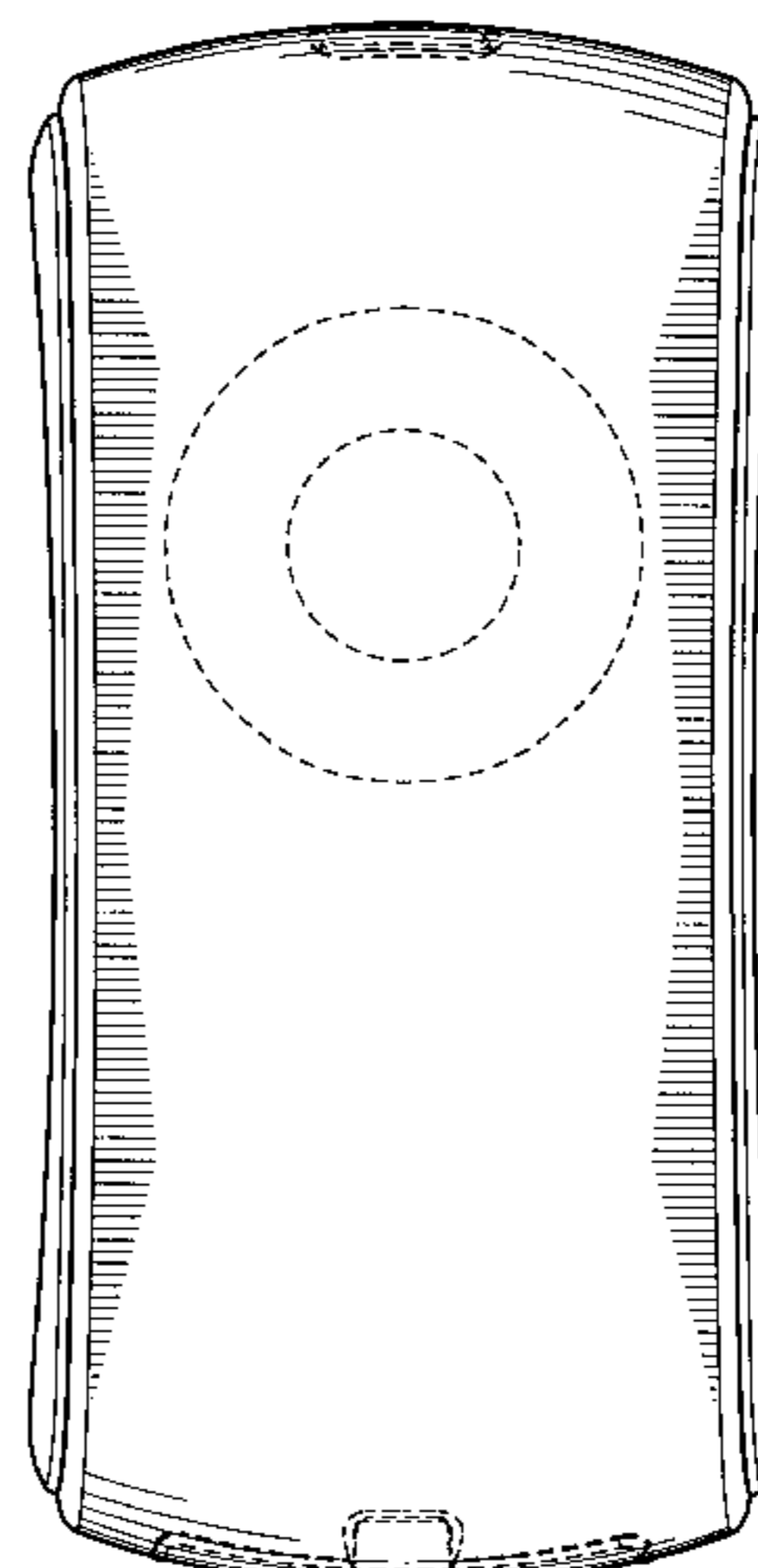
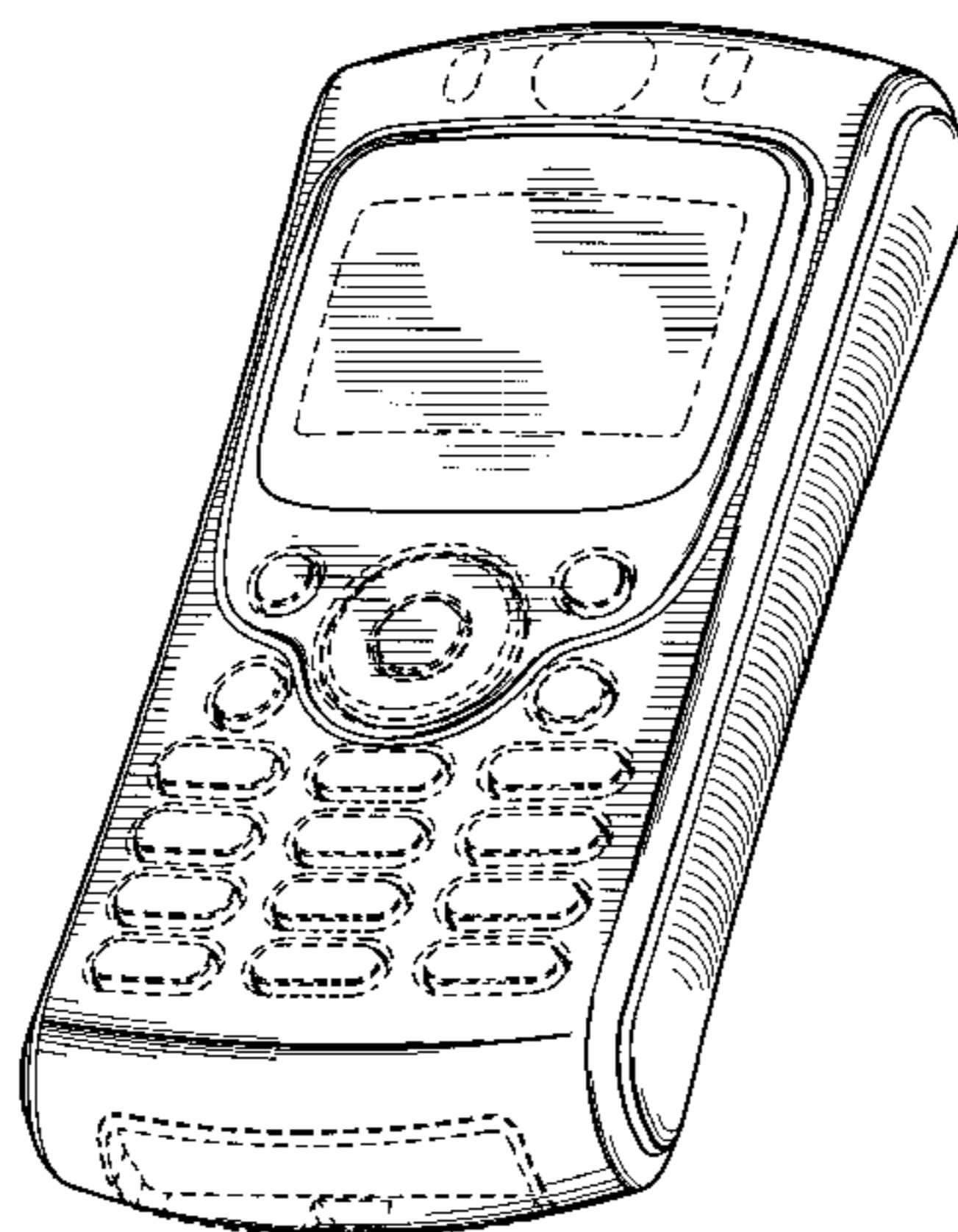
FIG. 5 is a second end view, opposite the first end view thereof.

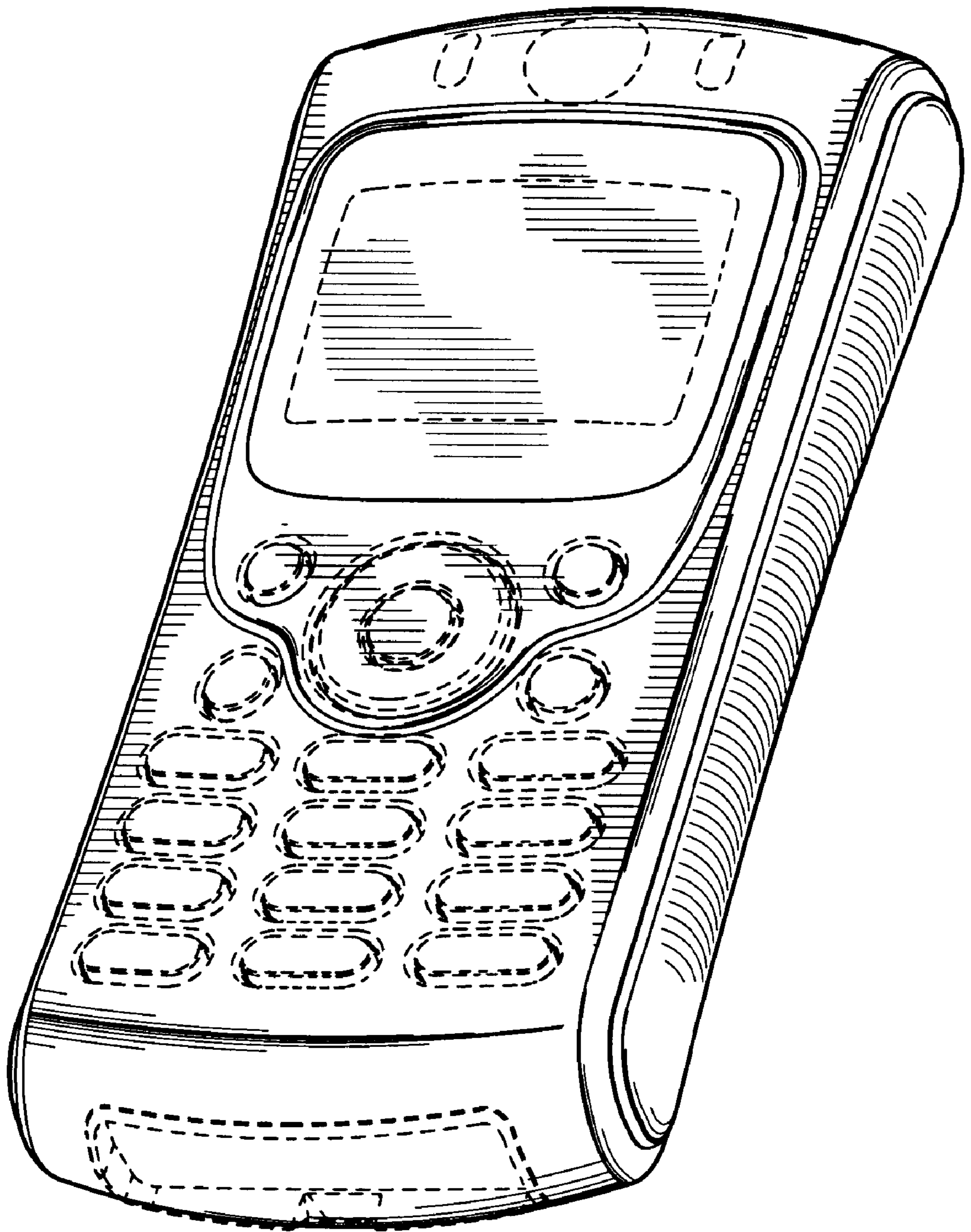
FIG. 6 is a second side view, opposite the first side view thereof; and,

FIG. 7 is a bottom plan view thereof.


The broken line portions of the drawings are for illustrative purposes only and form no part of the claimed design.

**1 Claim, 3 Drawing Sheets**

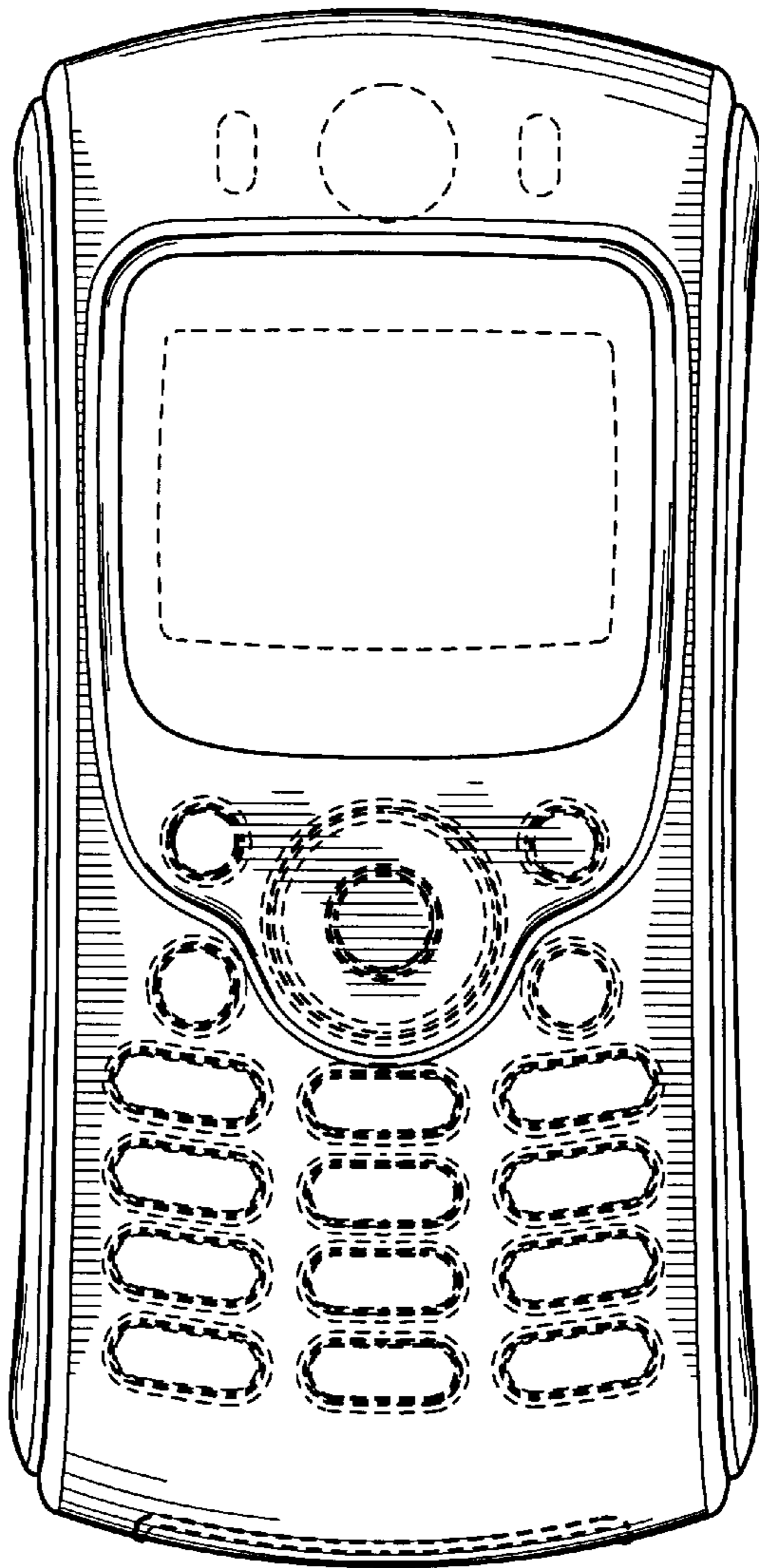




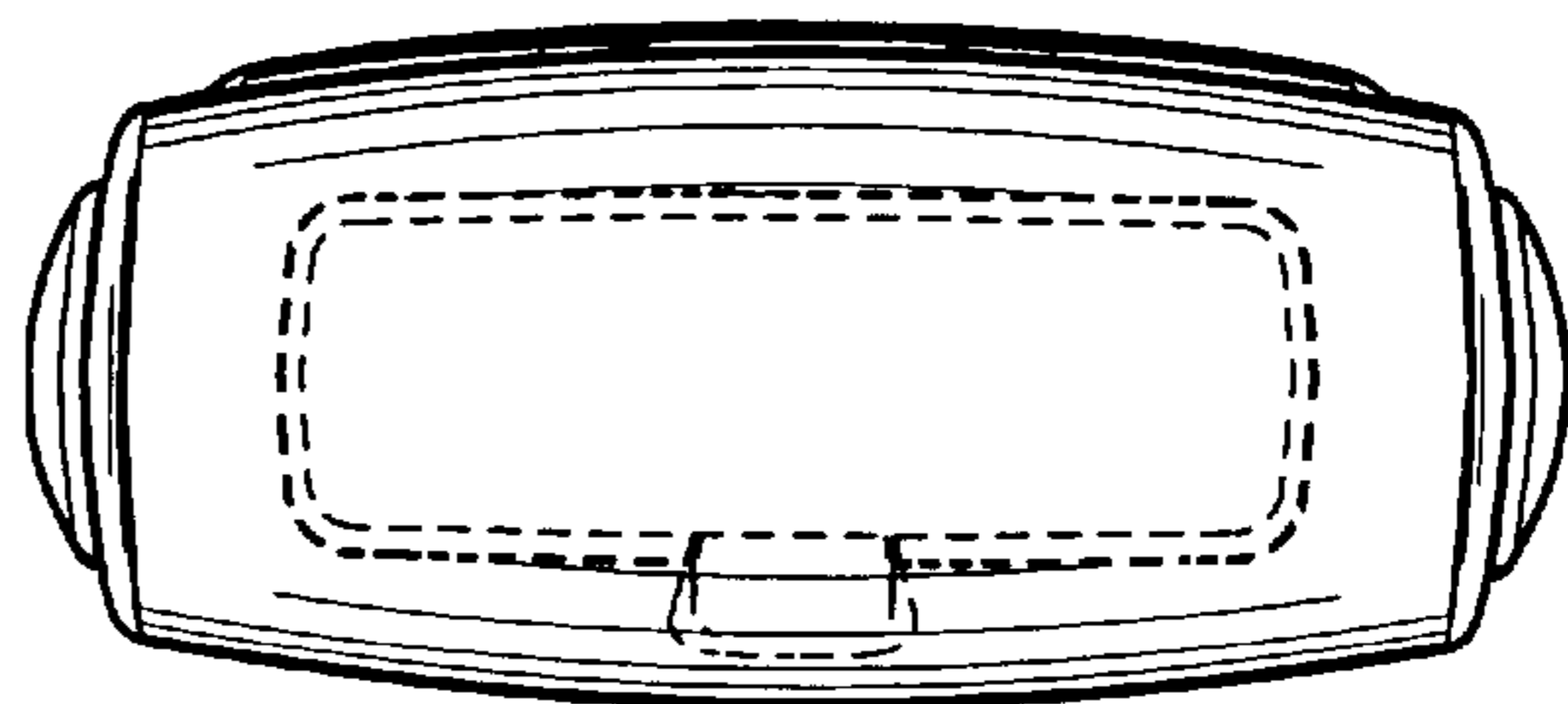
***FIG. 1***



*FIG. 2*

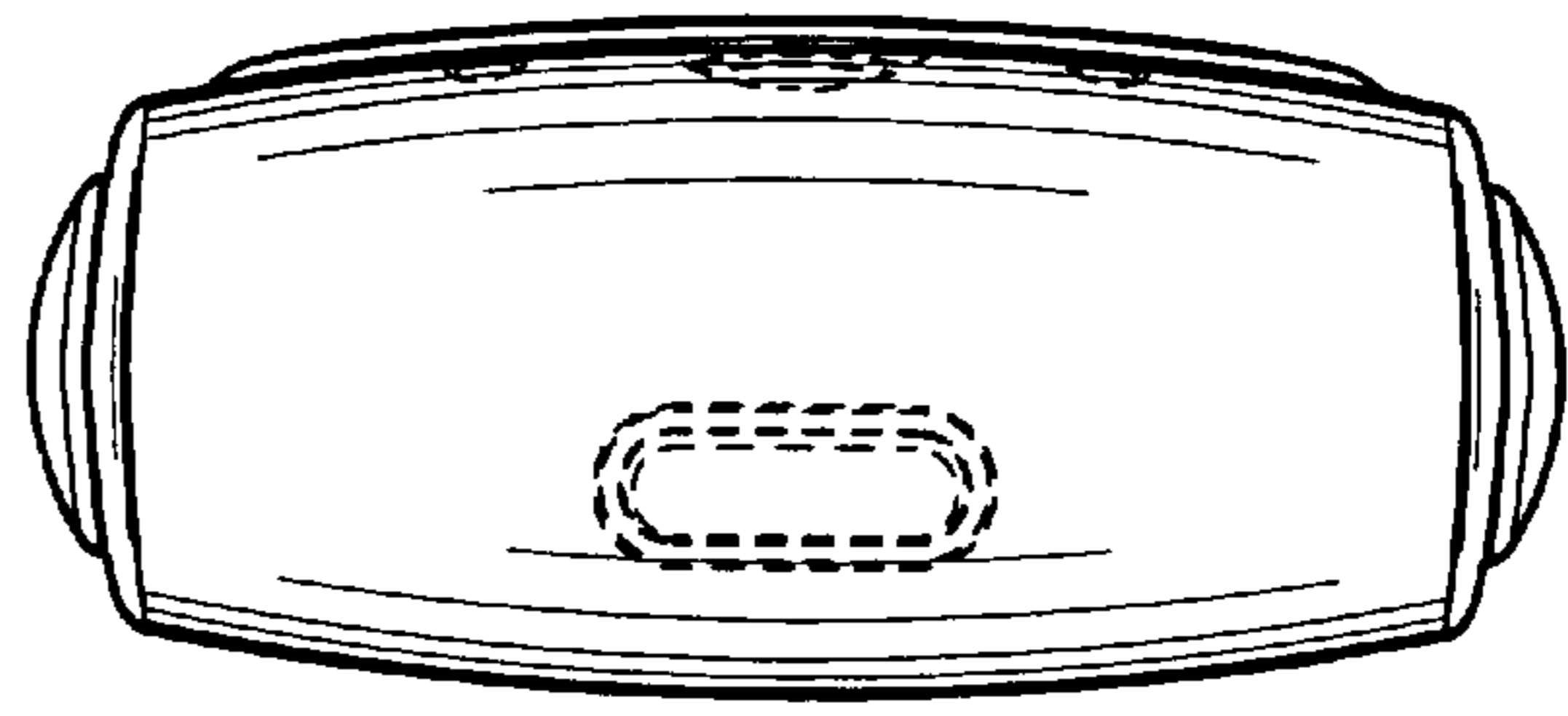


*FIG. 3*




*FIG. 4*

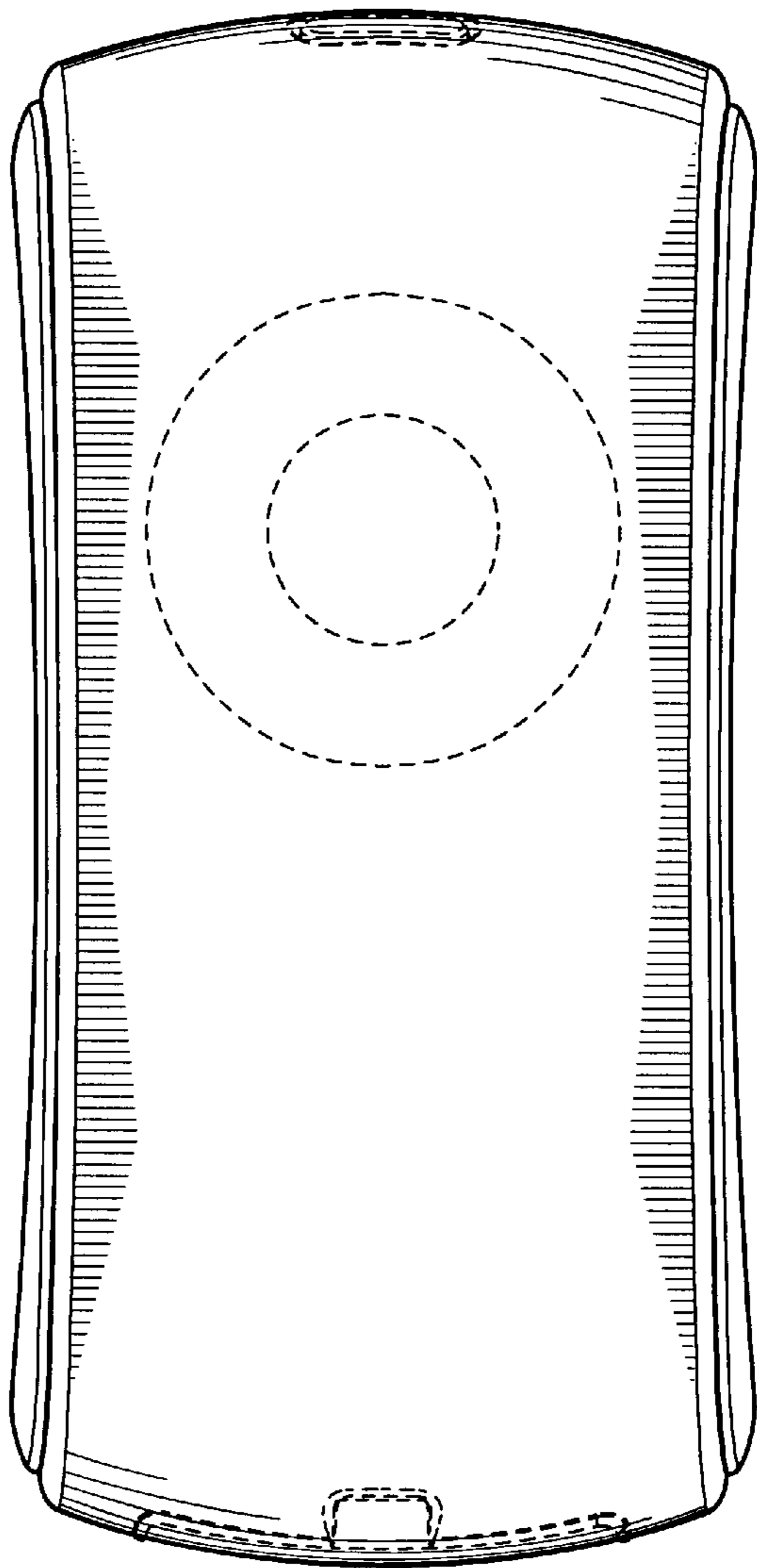




*FIG. 5*



*FIG. 6*



*FIG. 7*