



US00D468712S

(12) **United States Design Patent**
Ando

(10) **Patent No.:** **US D468,712 S**

(45) **Date of Patent:** **** Jan. 14, 2003**

(54) **HARD DISC VIDEO RECORDER**

(75) Inventor: **Minoru Ando**, Kyoto (JP)

(73) Assignee: **Matsushita Electric Industrial Co., Ltd.**, Osaka (JP)

(**) Term: **14 Years**

(21) Appl. No.: **29/151,174**

(22) Filed: **Oct. 19, 2001**

(30) **Foreign Application Priority Data**

Apr. 19, 2001 (JP) 2001-011367

(51) **LOC (7) Cl.** **14-01**

(52) **U.S. Cl.** **D14/136**

(58) **Field of Search** D14/135-136,
D14/155-157, 160-165, 167-168, 188;
D16/202, 208, 237; 312/7.1; 369/75.1,
75.2, 77.1, 77.2

(56) **References Cited**

U.S. PATENT DOCUMENTS

- D435,025 S * 12/2000 Sumita D14/135
- D439,235 S * 3/2001 Yamashita D14/156
- D443,259 S * 6/2001 Okubo D14/167

OTHER PUBLICATIONS

Direct recording disk DVMasStor by Advanced Technology and Systems Co., Ltd., "Video α" magazine, Jan. 1, 2001.

* cited by examiner

Primary Examiner—Nanda Bondade

(74) *Attorney, Agent, or Firm*—Christensen O'Connor Johnson Kindness PLLC

(57) **CLAIM**

The ornamental design for a hard disc video recorder, as shown and described.

DESCRIPTION

FIG. 1 is a perspective view of the top, front and right side of a hard disc video recorder showing my new design; FIG. 2 is a front view thereof; FIG. 3 is a rear view thereof; FIG. 4 is a left side view thereof; FIG. 5 is a right side view thereof; FIG. 6 is a top plan view thereof; FIG. 7 is a bottom view thereof; and, FIG. 8 is a perspective view thereof with the lid in open condition.

1 Claim, 8 Drawing Sheets





Fig.1.



Fig. 2.




Fig. 3.



Fig. 4.




Fig. 5.




Fig. 6.




Fig. 7.



Fig. 8.