



US00D468709S

(12) **United States Design Patent**
Harbin

(10) **Patent No.:** **US D468,709 S**

(45) **Date of Patent:** **** Jan. 14, 2003**

(54) **BALLET SHOES MAGNET**

(76) **Inventor:** **April L. Harbin**, 10121 Zackery Ave.,
Charlotte, NC (US) 28277

(**) **Term:** **14 Years**

(21) **Appl. No.:** **29/146,675**

(22) **Filed:** **Aug. 14, 2001**

(51) **LOC (7) Cl.** **13-03**

(52) **U.S. Cl.** **D13/183**

(58) **Field of Search** D2/925, 944; D6/305,
D6/527, 540, 553; D8/354, 373; D11/204,
48, 54, 56, 70, 81, 103, 108, 133; D13/183;
D19/85, 86, 90; 40/1.5; 248/309.4, 206.5;
335/293.94, 294; 340/384.3; 428/913.3

(56) **References Cited**

U.S. PATENT DOCUMENTS

1,844,885 A * 2/1932 Harris 36/8.3
D254,176 S * 2/1980 Corcoran et al. D2/898
5,191,726 A * 3/1993 Vallee 36/88

5,266,920 A * 11/1993 Langner 340/384.3
D373,303 S * 9/1996 Bailey D8/373
6,302,363 B1 * 10/2001 Olson et al. 248/206.5

* cited by examiner

Primary Examiner—Ted Shooman

Assistant Examiner—Selina Sikder

(74) *Attorney, Agent, or Firm*—Adams, Schwartz & Evans,
P.A.

(57) **CLAIM**

The ornamental design for a ballet shoes magnet, as shown.

DESCRIPTION

FIG. 1 is a perspective view of the ballet shoes magnet;
FIG. 2 is a front view thereof;
FIG. 3 is a top view thereof;
FIG. 4 is a left side view thereof;
FIG. 5 is a right side view thereof;
FIG. 6 is a bottom view thereof; and,
FIG. 7 is a back view thereof.

1 Claim, 3 Drawing Sheets





Fig. 1

Fig. 3

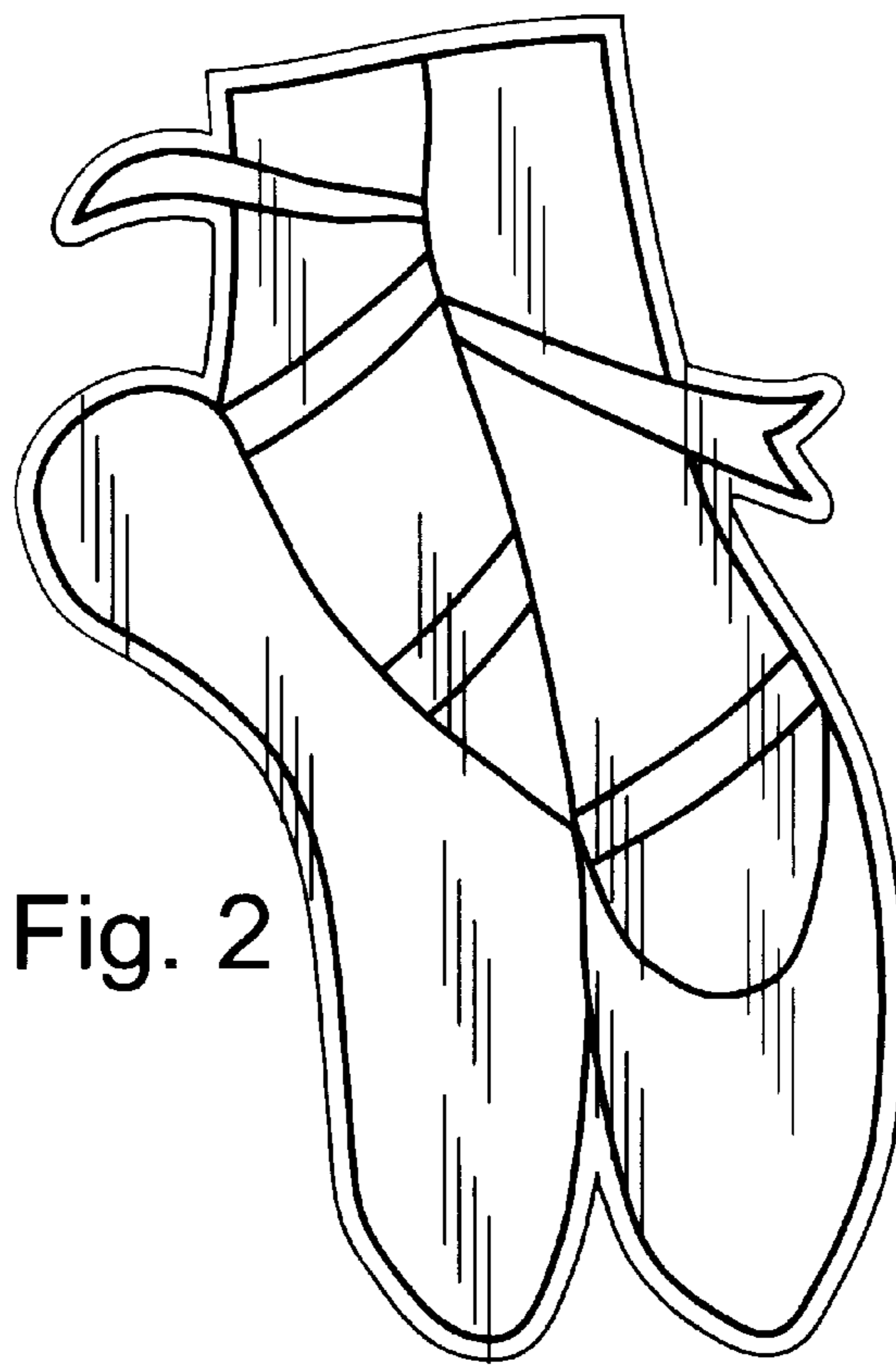
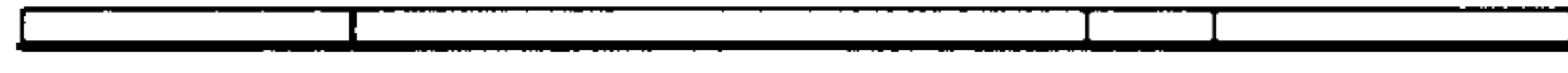


Fig. 2



Fig. 4

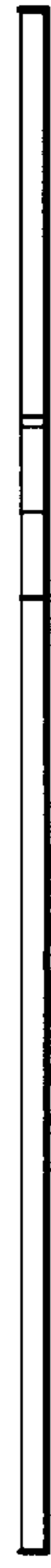


Fig. 5




Fig. 6



Fig. 7