



US00D468688S

(12) **United States Design Patent**  
**Helman**

(10) **Patent No.:** **US D468,688 S**

(45) **Date of Patent:** **\*\* Jan. 14, 2003**

(54) **BATTERY CASE**

6,152,303 A \* 11/2000 Ducote et al. .... 206/703

(75) Inventor: **Andrew Helman**, Ventura, CA (US)

\* cited by examiner

(73) Assignee: **Hersh/Helman**, Oxnard, CA (US)

*Primary Examiner*—Joel Sincavage

(\*\*) Term: **14 Years**

(74) *Attorney, Agent, or Firm*—Marvin E. Jacobs

(21) Appl. No.: **29/141,433**

(57) **CLAIM**

(22) Filed: **May 3, 2001**

The ornamental design for battery case, as shown and described.

(51) **LOC (7) Cl.** ..... **13-02**

**DESCRIPTION**

(52) **U.S. Cl.** ..... **D13/119; D3/282**

(58) **Field of Search** ..... **D13/119; D3/313, D3/282, 294, 292; 429/176; 206/703, 705**

FIG. 1 is a perspective view of battery case of this invention; FIG. 2 is a front view in elevation of the battery case illustrated in FIG. 1;

(56) **References Cited**

FIG. 3 is a bottom plan view of the battery case illustrated in FIG. 1, the top being identical thereto;

**U.S. PATENT DOCUMENTS**

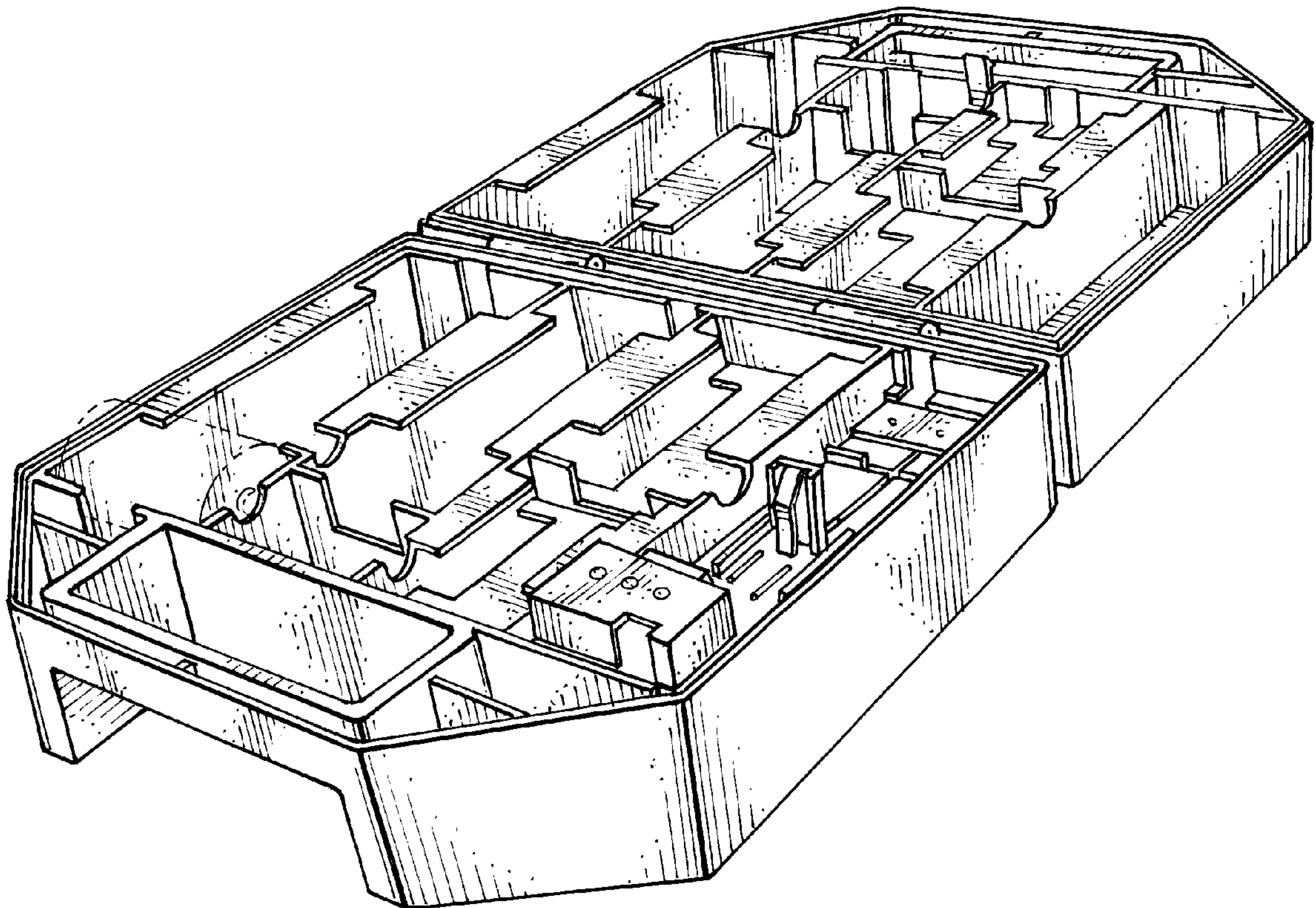
FIG. 4 is a left side view in elevation of the battery case illustrated in FIG. 1;

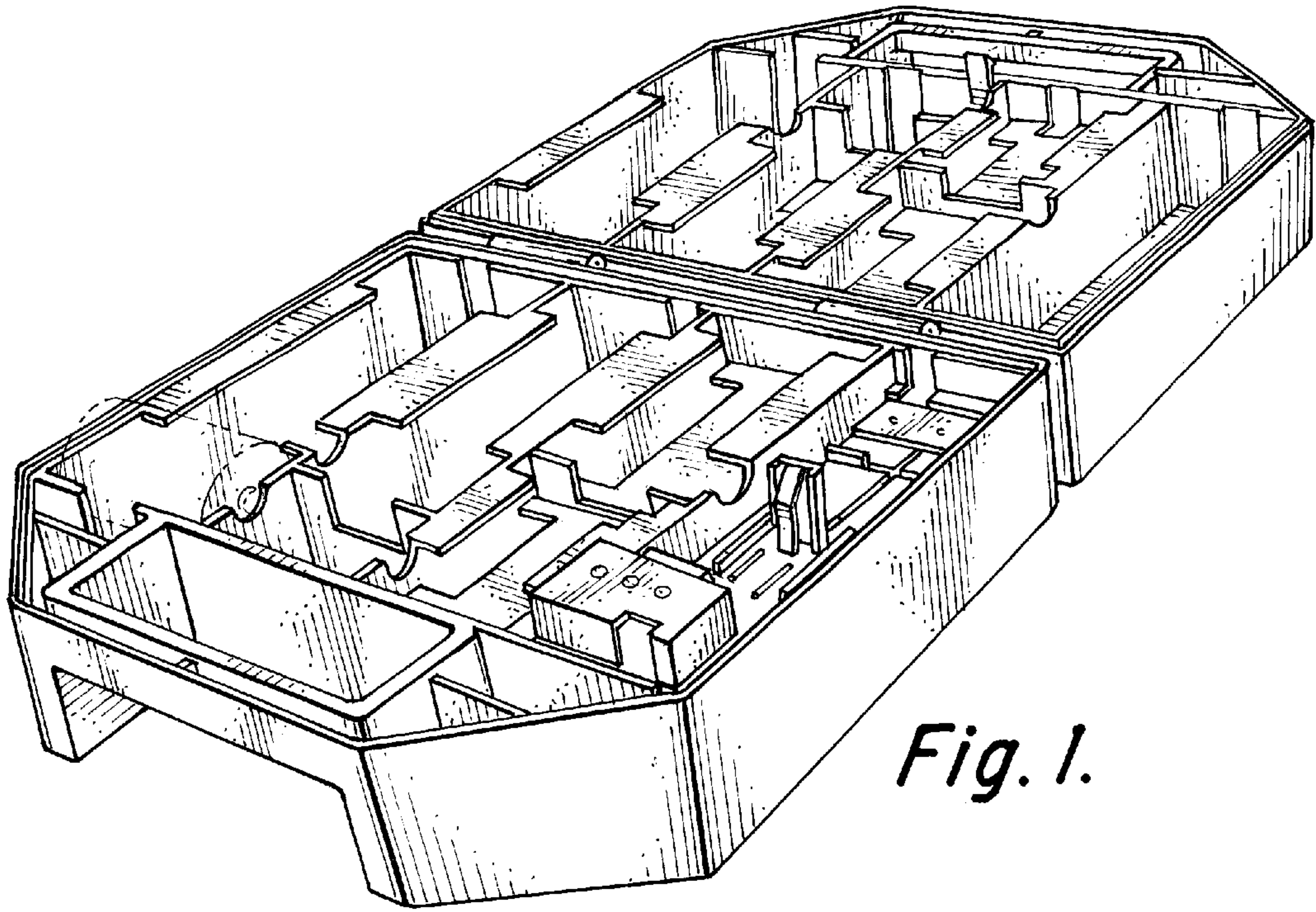
D328,189 S	*	7/1992	Hillinger	.....	D3/282
D343,063 S	*	1/1994	Chen	.....	D3/282
D351,503 S	*	10/1994	Bach	.....	D3/273
D351,504 S	*	10/1994	Tarozzi	.....	D3/282 X
D391,078 S	*	2/1998	Jacober et al.	.....	D3/313
D400,224 S	*	10/1998	Omi	.....	D3/282 X
D413,442 S	*	9/1999	Jacober et al.	.....	D3/313

FIG. 5 is a right side view in elevation of the battery case illustrated in FIG. 1; and,

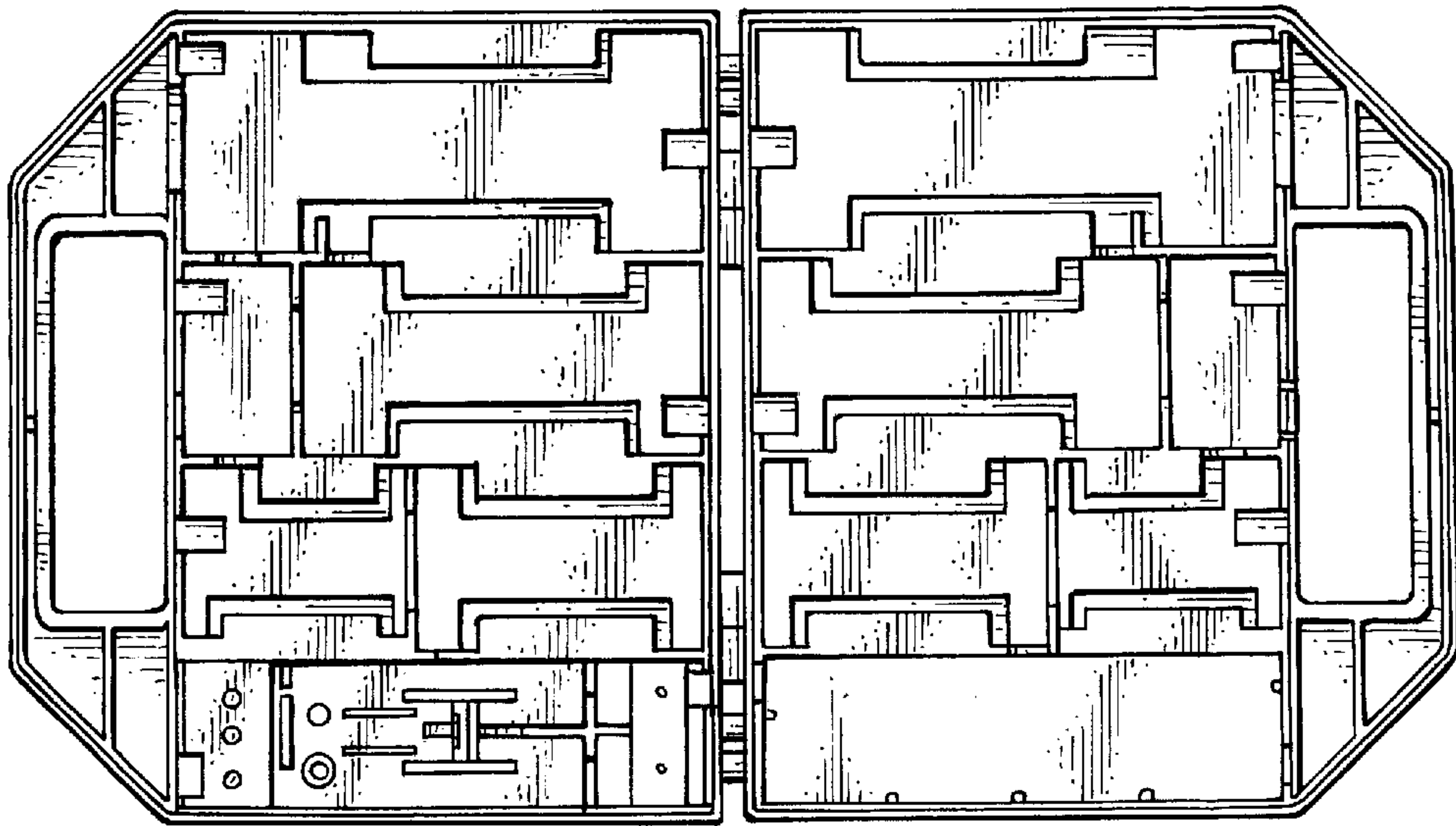
FIG. 6 is a rear view in elevation of the battery case illustrated in FIG. 1.

**1 Claim, 2 Drawing Sheets**

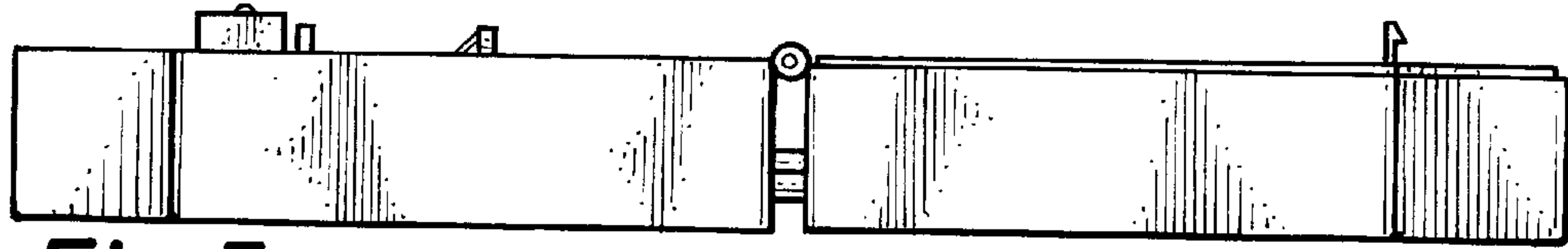




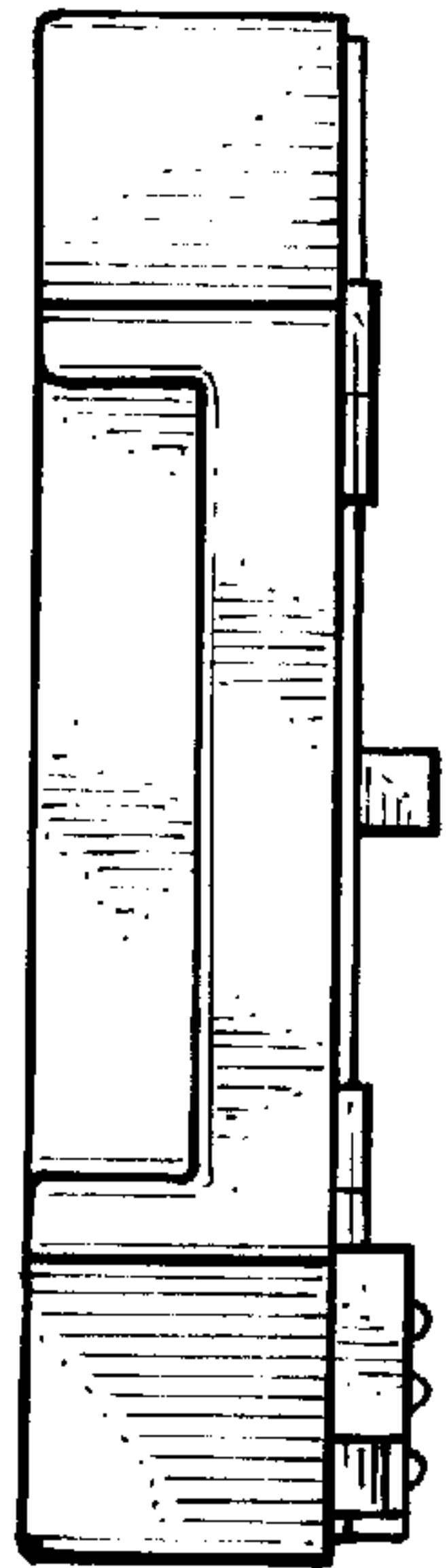
*Fig. 1.*



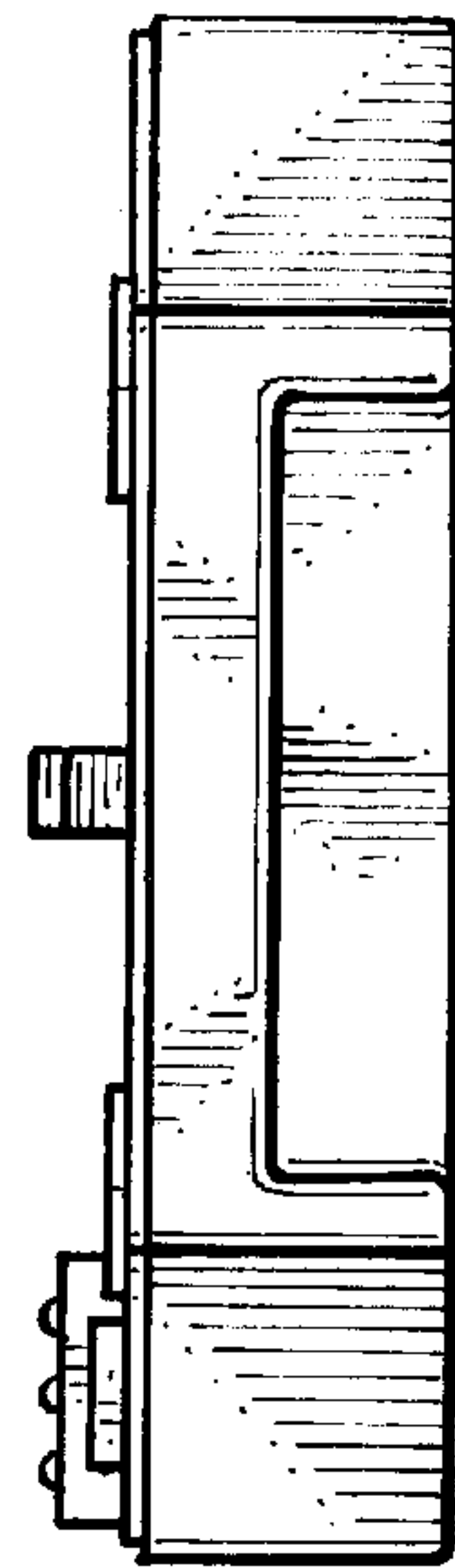
*Fig. 2.*




*Fig. 3.*



*Fig. 4.*



*Fig. 5.*



*Fig. 6.*