



US00D468673S

(12) **United States Design Patent**  
**Horowitz**

(10) **Patent No.:** **US D468,673 S**

(45) **Date of Patent:** **\*\* Jan. 14, 2003**

(54) **ILLUMINATED TAIL PIPE EXTENSION**

(75) **Inventor:** **Brian A. Horowitz**, Corona, CA (US)

(73) **Assignee:** **American Products Company, Inc.**,  
Corona, CA (US)

(\*\*) **Term:** **14 Years**

(21) **Appl. No.:** **29/161,084**

(22) **Filed:** **May 22, 2002**

(51) **LOC (7) Cl.** ..... **12-16**

(52) **U.S. Cl.** ..... **D12/194**

(58) **Field of Search** ..... D12/194, 400;  
D15/5; 181/227, 228, 232, 259, 240, 255,  
260, 262-263

(56) **References Cited**

**U.S. PATENT DOCUMENTS**

D191,509	S	*	10/1961	Feinberg	.....	D12/194
D377,778	S		2/1997	Houser	.....	D12/194
D384,319	S	*	9/1997	Harutiunian	.....	D12/194
D394,236	S	*	5/1998	Verlengiere	.....	D12/194
D397,661	S	*	9/1998	Harutiunian	.....	D12/194
6,085,863	A		7/2000	Shuen	.....	181/228
6,220,387	B1		4/2001	Hoppes et al.	.....	181/259
2002/0053483	A1		5/2002	Ebinger et al.	.....	181/227

**OTHER PUBLICATIONS**

2 photographs of an illuminated tail pipe extension from Quest Industries, USA (prior to Apr. 1, 2002).

2 photographs of an illuminated tail pipe extension from Abros, Japan (prior to Apr. 1, 2002).

\* cited by examiner

*Primary Examiner*—Stacia Cadmus

(74) *Attorney, Agent, or Firm*—Knobbe Martens Olson & Bear, LLP

(57) **CLAIM**

The ornamental design for an illuminated tail pipe extension, as shown and described.

**DESCRIPTION**

FIG. 1 is a front-top-left-side perspective view of the illuminated tail pipe extension according to the present design; FIG. 2 is a top plan view of the illuminated tail pipe extension of FIG. 1;

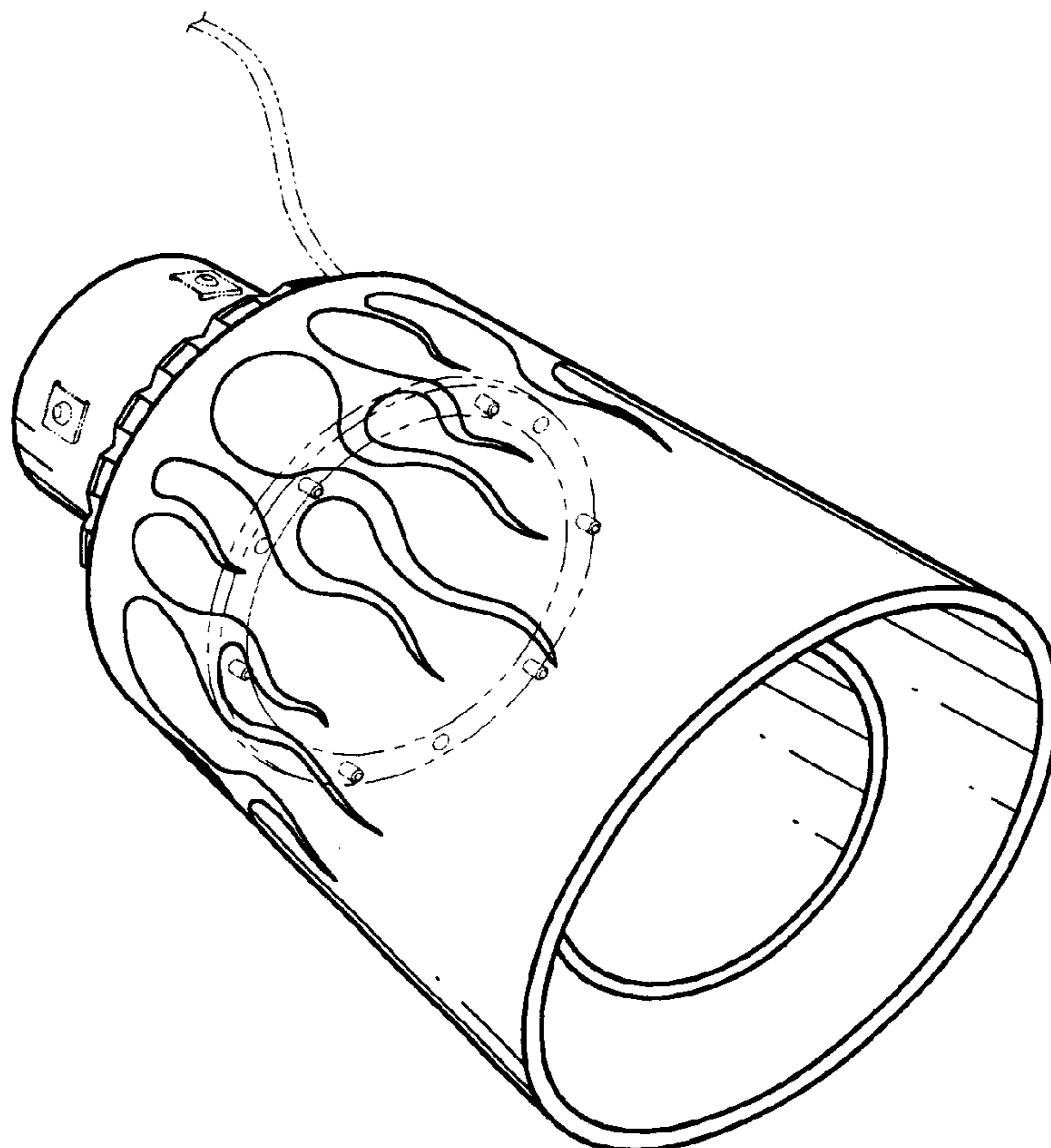
FIG. 3 is a left-side elevational view of the illuminated tail pipe extension of FIG. 1;

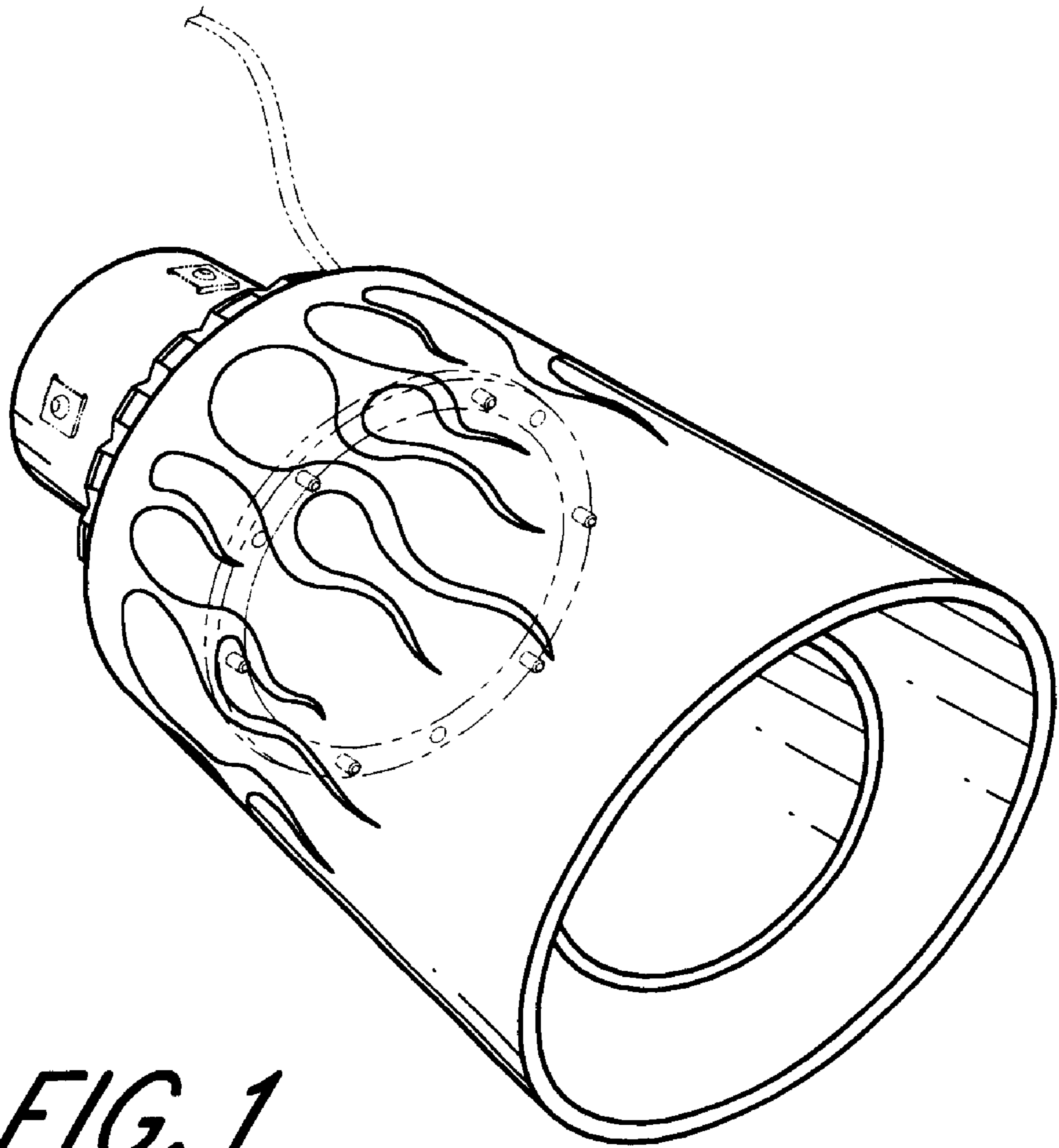
FIG. 4 is a right-side elevational view of the illuminated tail pipe extension of FIG. 1; and,

FIG. 5 is a rear elevational view of the illuminated tail pipe extension of FIG. 1.

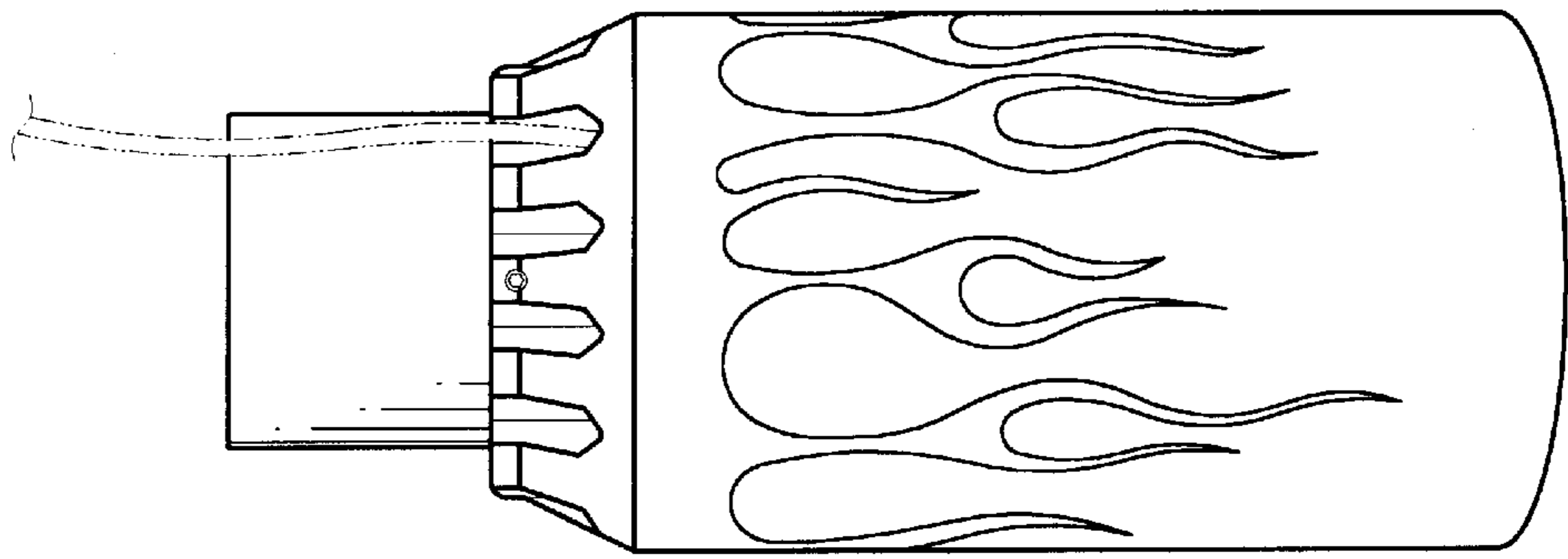
Phantom lining, where used, is for illustrative purposes only and is not intended to limit the claimed design to the features shown in phantom.

**1 Claim, 3 Drawing Sheets**

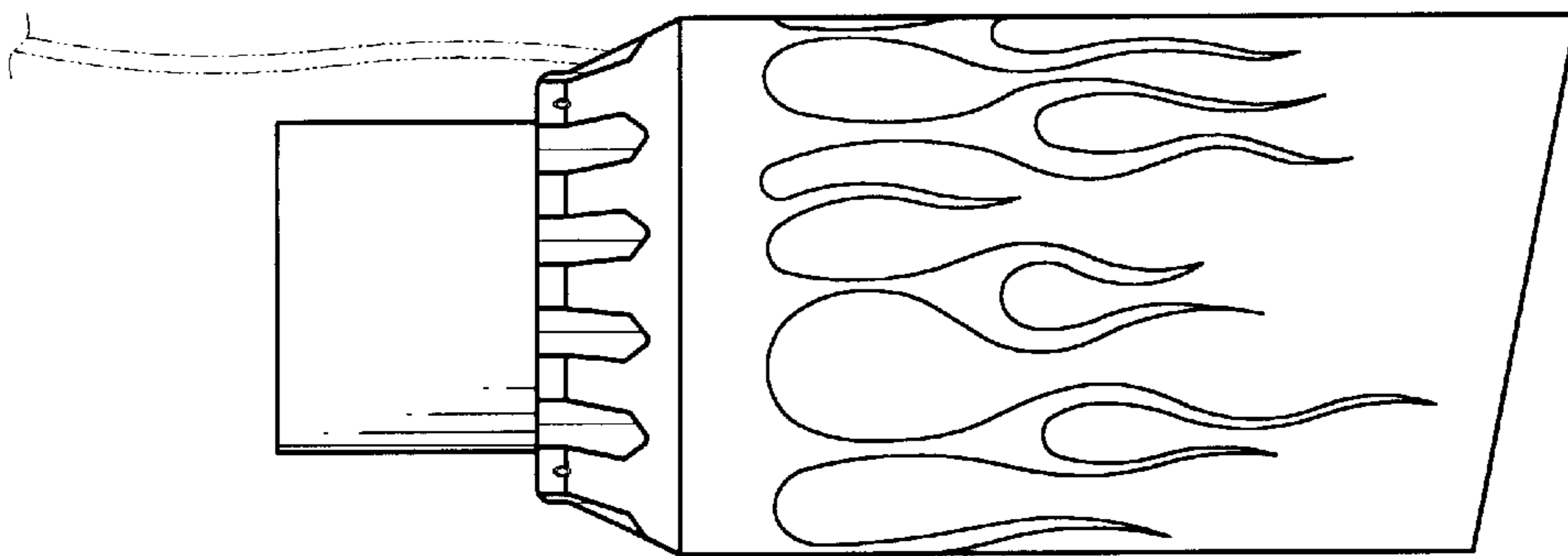




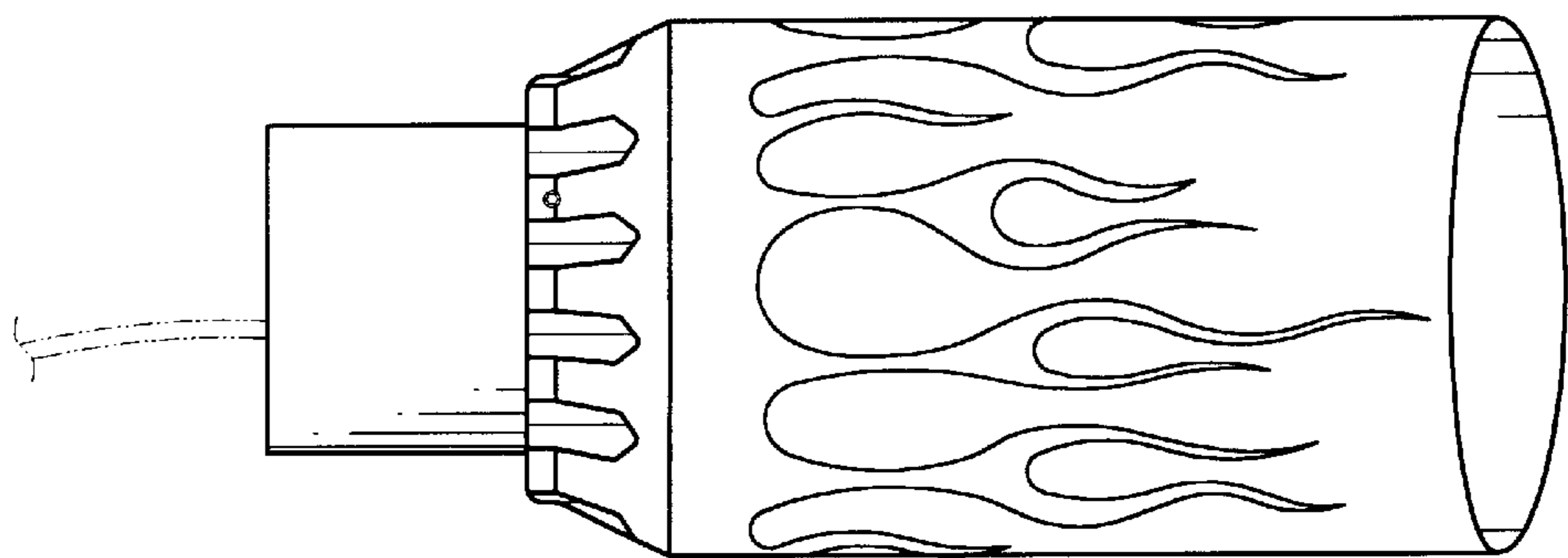
*FIG. 1*



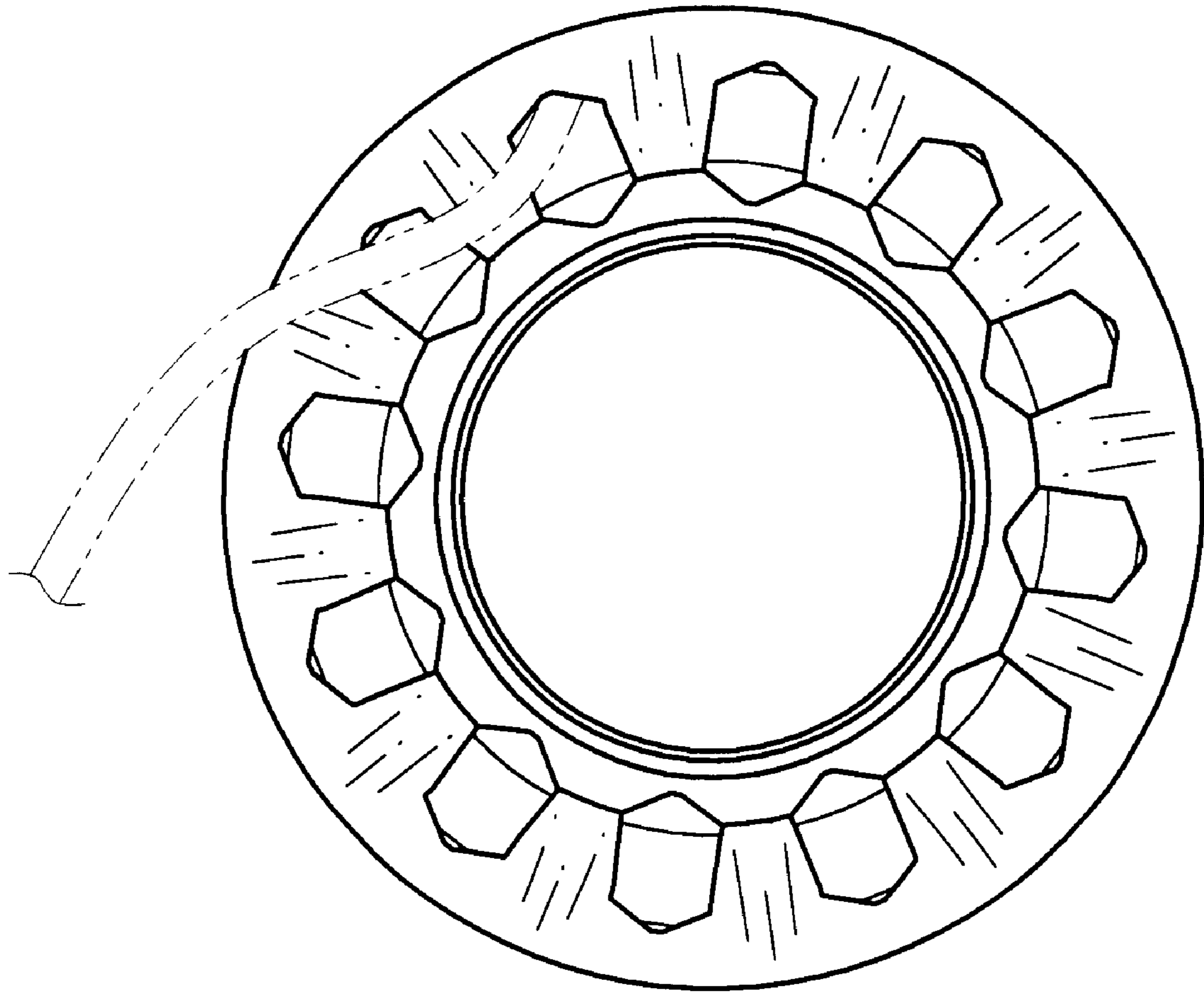
*FIG. 2*



*FIG. 3*



*FIG. 4*



*FIG. 5*