



US00D468659S

(12) **United States Design Patent**
Räuber

(10) **Patent No.:** **US D468,659 S**

(45) **Date of Patent:** **** Jan. 14, 2003**

(54) **LAMP FORMED AS A PROJECTILE AND CARRIED AS A PENDENT**

(76) **Inventor:** **Horst Räuber**, Paradiesbuck 1,
D-79429 Malsburg-Marzell (DE)

(**) **Term:** **14 Years**

(21) **Appl. No.:** **29/156,584**

(22) **Filed:** **Feb. 28, 2002**

(30) **Foreign Application Priority Data**

Aug. 28, 2001 (DE) 4 01 07 582

(51) **LOC (7) Cl.** **11-01**

(52) **U.S. Cl.** **D11/81; D3/209; D3/211**

(58) **Field of Search** D11/1, 2, 7, 11,
D11/14, 40-41, 43-44, 47-49, 53, 55, 62,
63, 65-66, 68-70, 72-73, 75-77, 79-97,
99-101, 103, 108, 110, 112, 115; D21/604;
D3/211, 209; 63/1.11, 1.14, 12, 13, 14.1,
18, 19, 20, 23; D19/42; 102/529; D22/100,
116

(56) **References Cited**

U.S. PATENT DOCUMENTS

D11,157 S * 4/1879 Shepard D11/13

D11,435 S	*	9/1879	Fairchild	D11/84
D111,535 S	*	9/1938	Florman	D3/209
D146,257 S	*	1/1947	Erickson	D3/209
D252,804 S	*	9/1979	Lee	D11/81
D381,803 S	*	8/1997	Crego	D3/208
D407,212 S	*	3/1999	Molaro	D3/211

* cited by examiner

Primary Examiner—Ralf Seifert

(74) *Attorney, Agent, or Firm*—Horst M. Kasper

(57) **CLAIM**

The ornamental design for a lamp formed as a projectile and carried as a pendent, as shown and described.

DESCRIPTION


FIG. 1 is a front view a lamp formed as a projectile and carried as a pendent;

FIG. 2 is a bottom view thereof;

FIG. 3 is a top view thereof; and,

FIG. 4 is a perspective view thereof.

1 Claim, 1 Drawing Sheet






Fig. 1

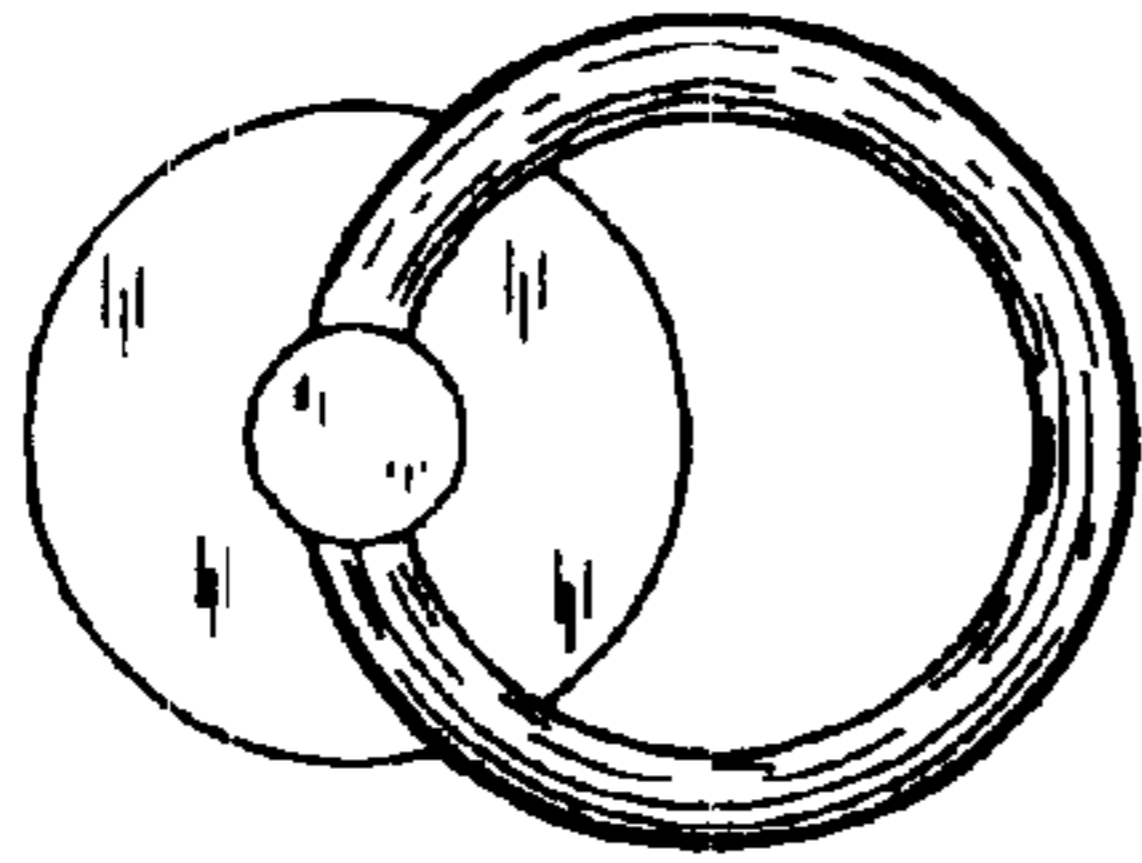


Fig. 2

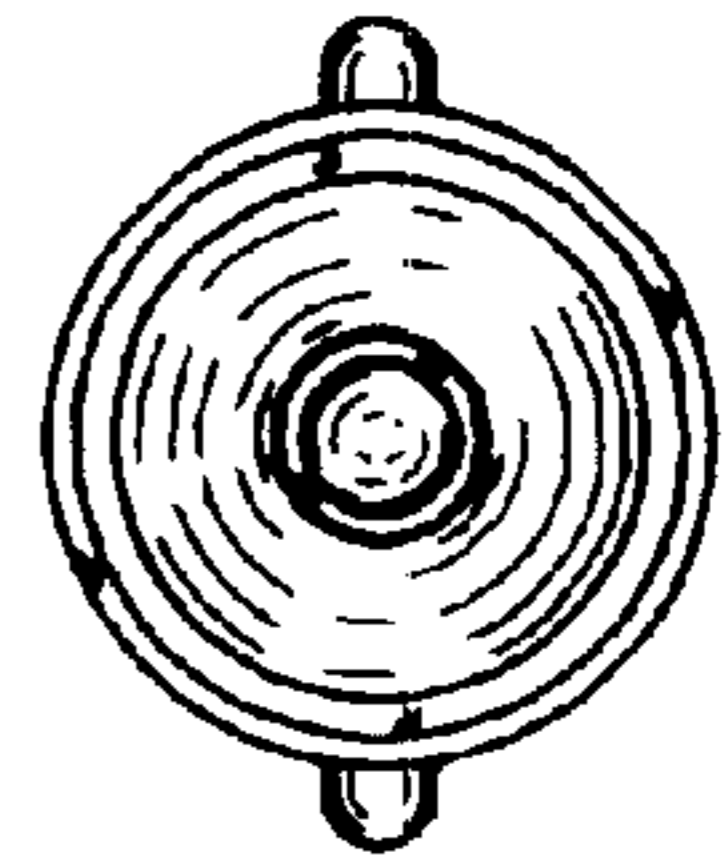


Fig. 3




Fig. 4