



US00D468649S

(12) **United States Design Patent**
Thomas

(10) **Patent No.:** **US D468,649 S**

(45) **Date of Patent:** **** Jan. 14, 2003**

(54) **PORTABLE TENNIS SCORE BOARD WITH
REMOTE CONTROL**

D411,117 S * 6/1999 Takacs D10/46.1
6,129,663 A 10/2000 Ungless et al.
6,270,431 B1 * 8/2001 Martin 340/232 R

(76) Inventor: **La Verne S Thomas**, 1224 SW 97th
St., Oklahoma City, OK (US) 73139

* cited by examiner

(**) Term: **14 Years**

Primary Examiner—Prabhakar Deshmukh

(21) Appl. No.: **29/155,390**

(57) **CLAIM**

(22) Filed: **Feb. 8, 2002**

The ornamental design for a portable tennis score board with remote control, as shown and described.

(51) **LOC (7) Cl.** **21-01**

DESCRIPTION

(52) **U.S. Cl.** **D10/46.1**

(58) **Field of Search** D10/46.1, 37;
116/222-225; 340/323 R; 273/317.4, 148 B

FIG. 1 is a front elevational view of the portable tennis score board with remote control of the present invention; FIG. 2 is a rear elevational view of the portable tennis score board with remote control of FIG. 1; FIG. 3 is a left side elevational view of the portable tennis score board with remote control of FIG. 1; FIG. 4 is a right side elevational view of the portable tennis score board with remote control of FIG. 1; and, FIG. 5 is a top plan view of the portable tennis score board with remote control of FIG. 1, the bottom view being a mirror image thereof.

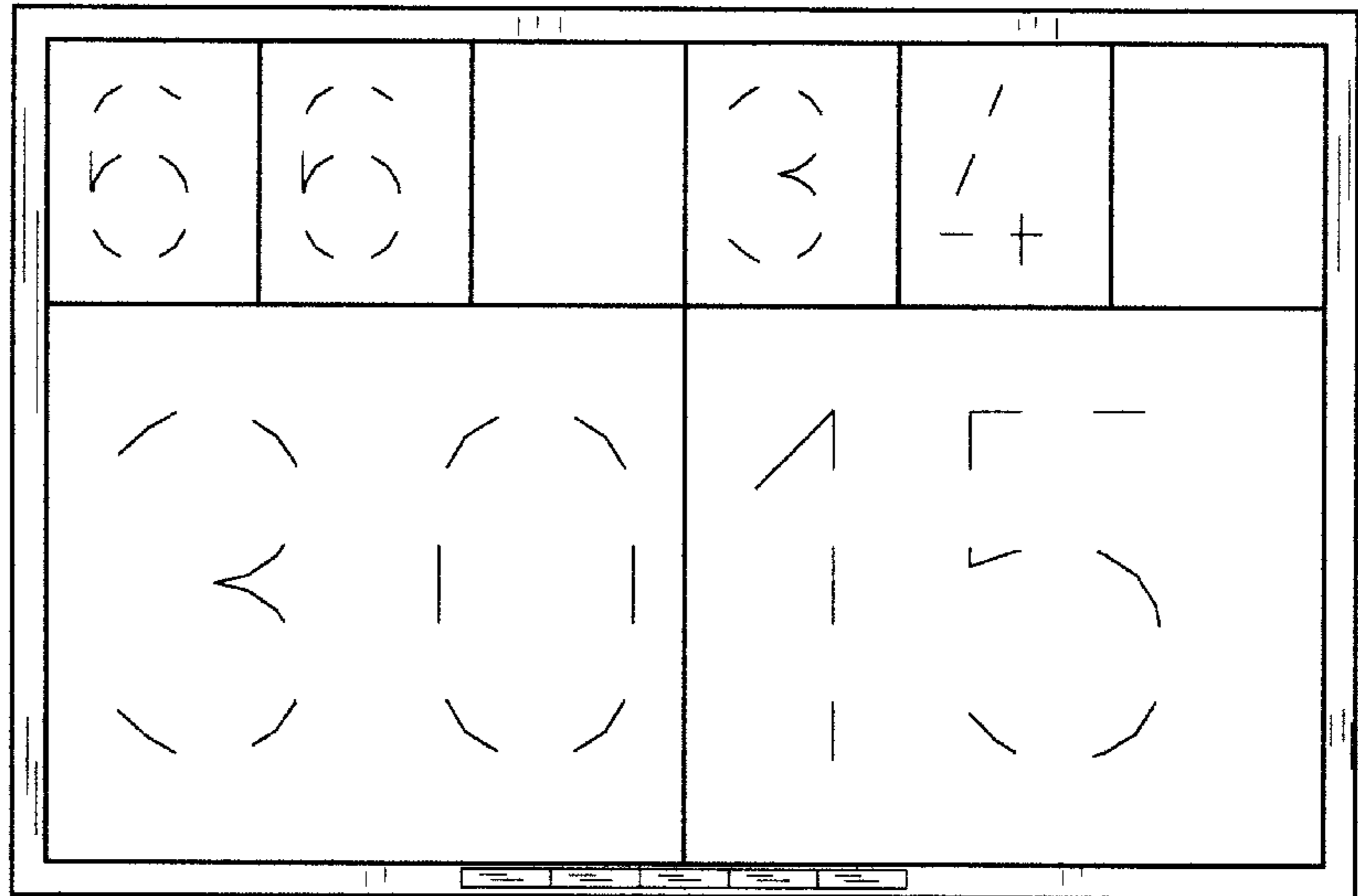
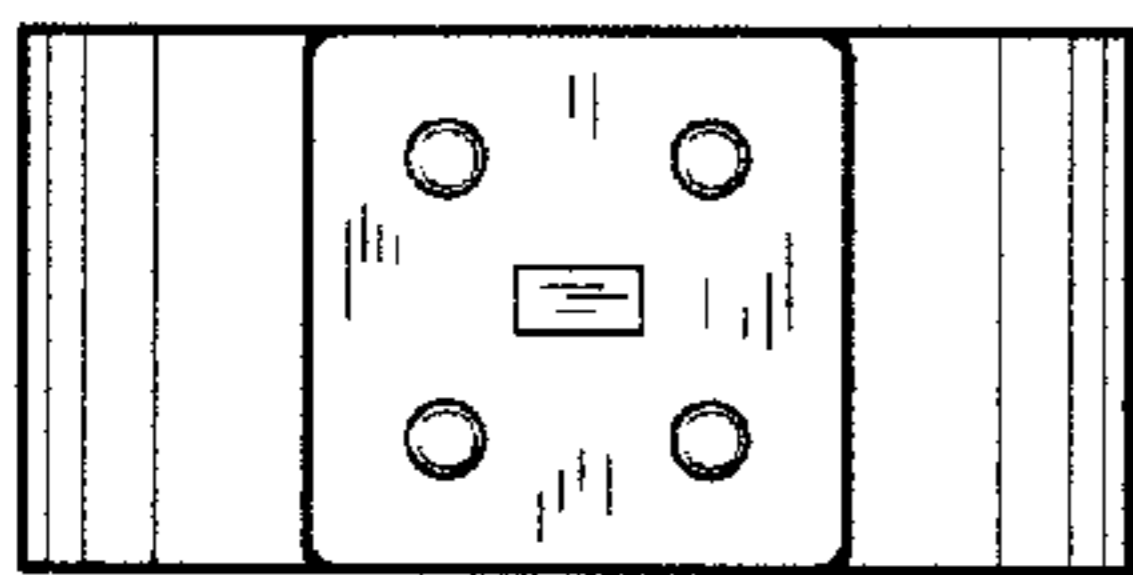
(56) **References Cited**

The broken lines showing of numbers in FIG. 1 are for illustrative purposes only and form no part of the claimed design.

U.S. PATENT DOCUMENTS

3,651,507	A	*	3/1972	Abbott	340/323	R
3,936,963	A		2/1976	Chan			
4,164,910	A		8/1979	Feiler			
D262,096	S	*	12/1981	Riggsbee	D10/46.1	
4,557,215	A		12/1985	Petersson			
4,831,956	A	*	5/1989	Thater	116/222	
4,868,564	A		9/1989	Falconer			
D318,628	S	*	7/1991	Ralston	D10/46.1	
D350,292	S		9/1994	Taylor et al.			
5,344,142	A	*	9/1994	Barreira	273/317.4	

1 Claim, 4 Drawing Sheets



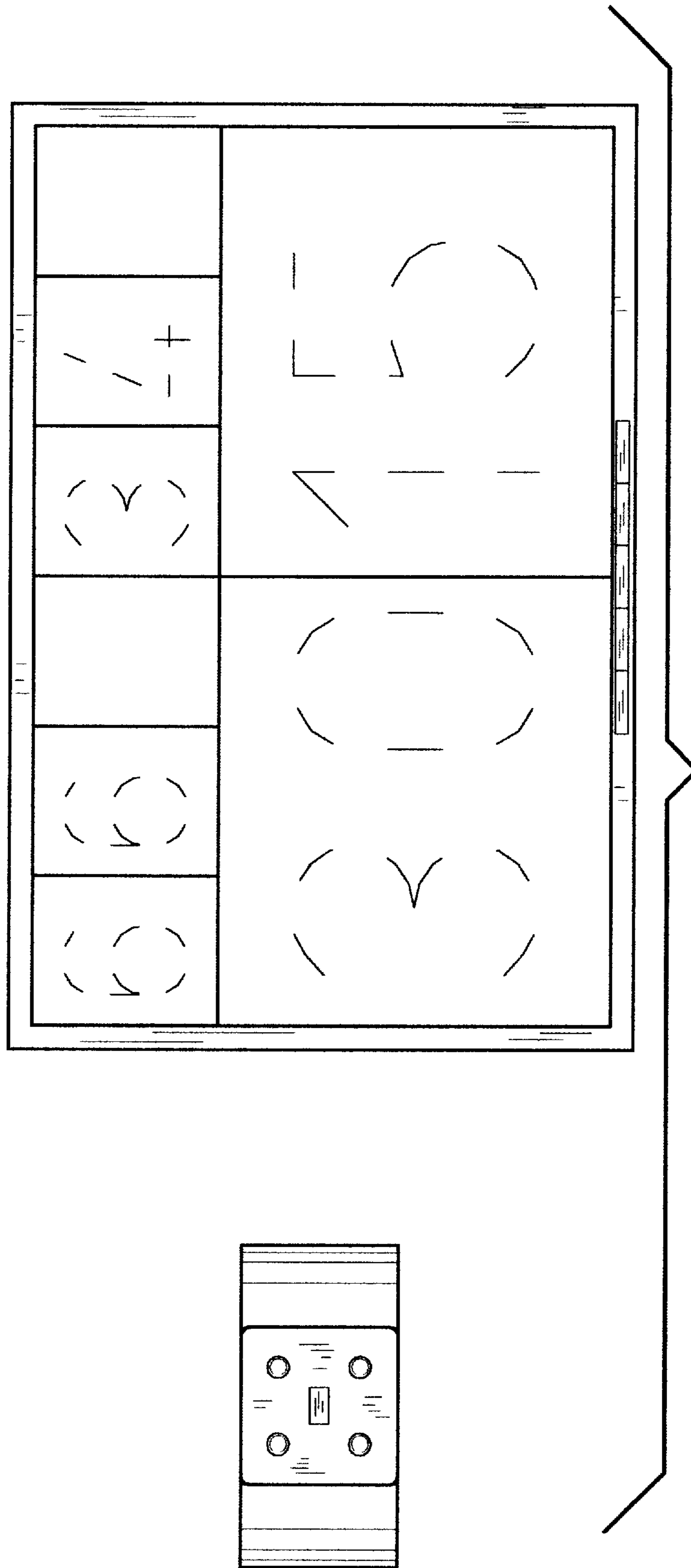


FIG. 1




FIG. 2

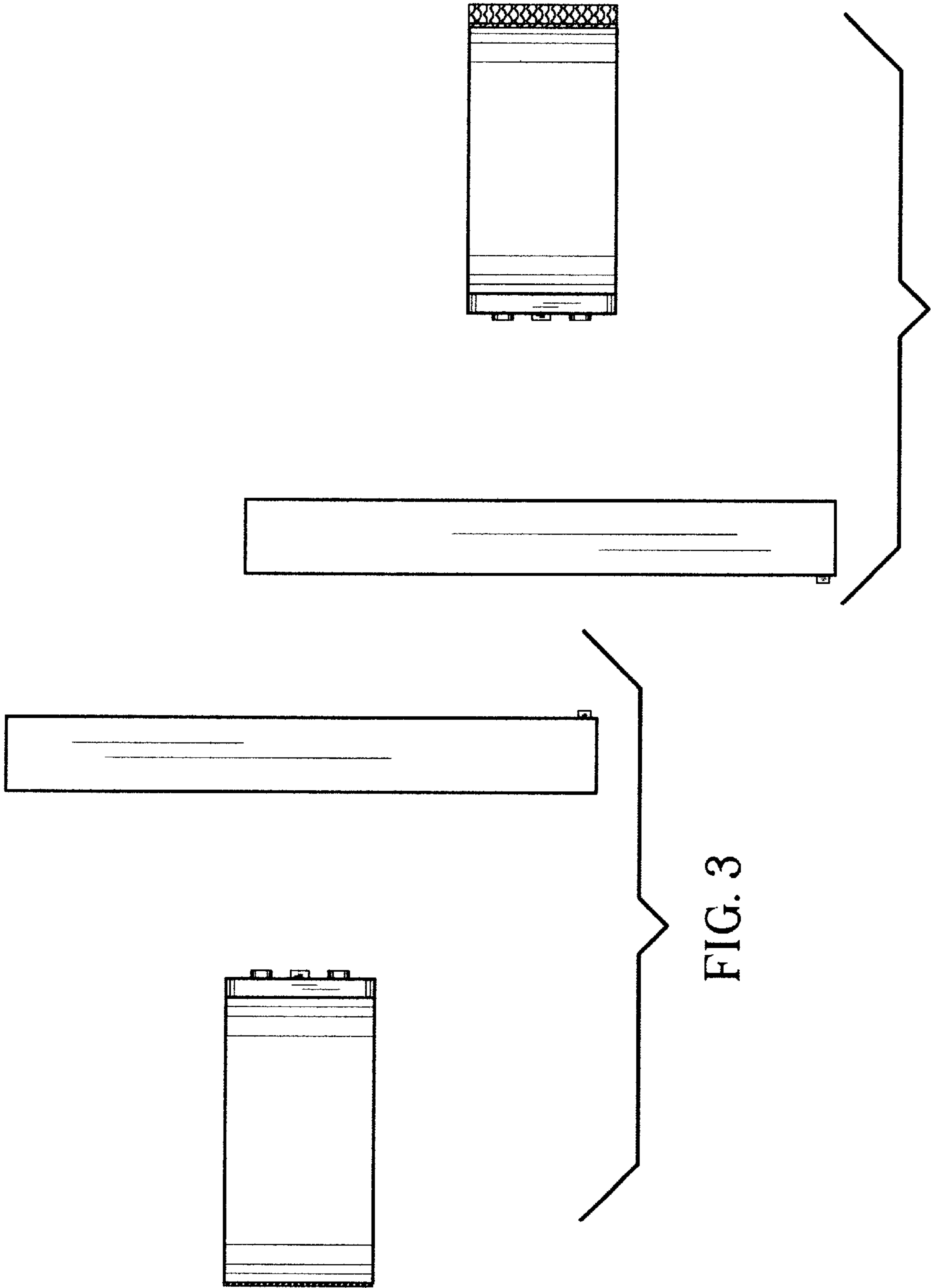


FIG. 3

FIG. 4

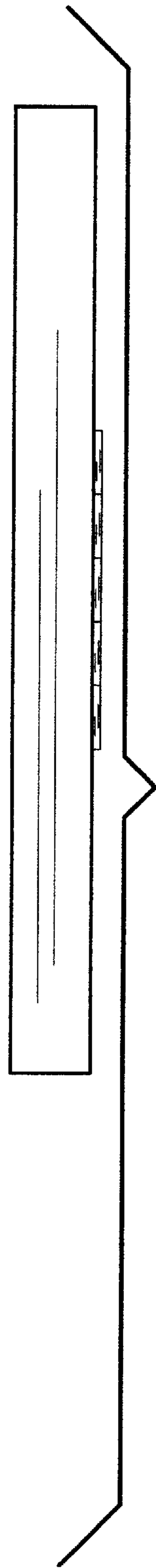
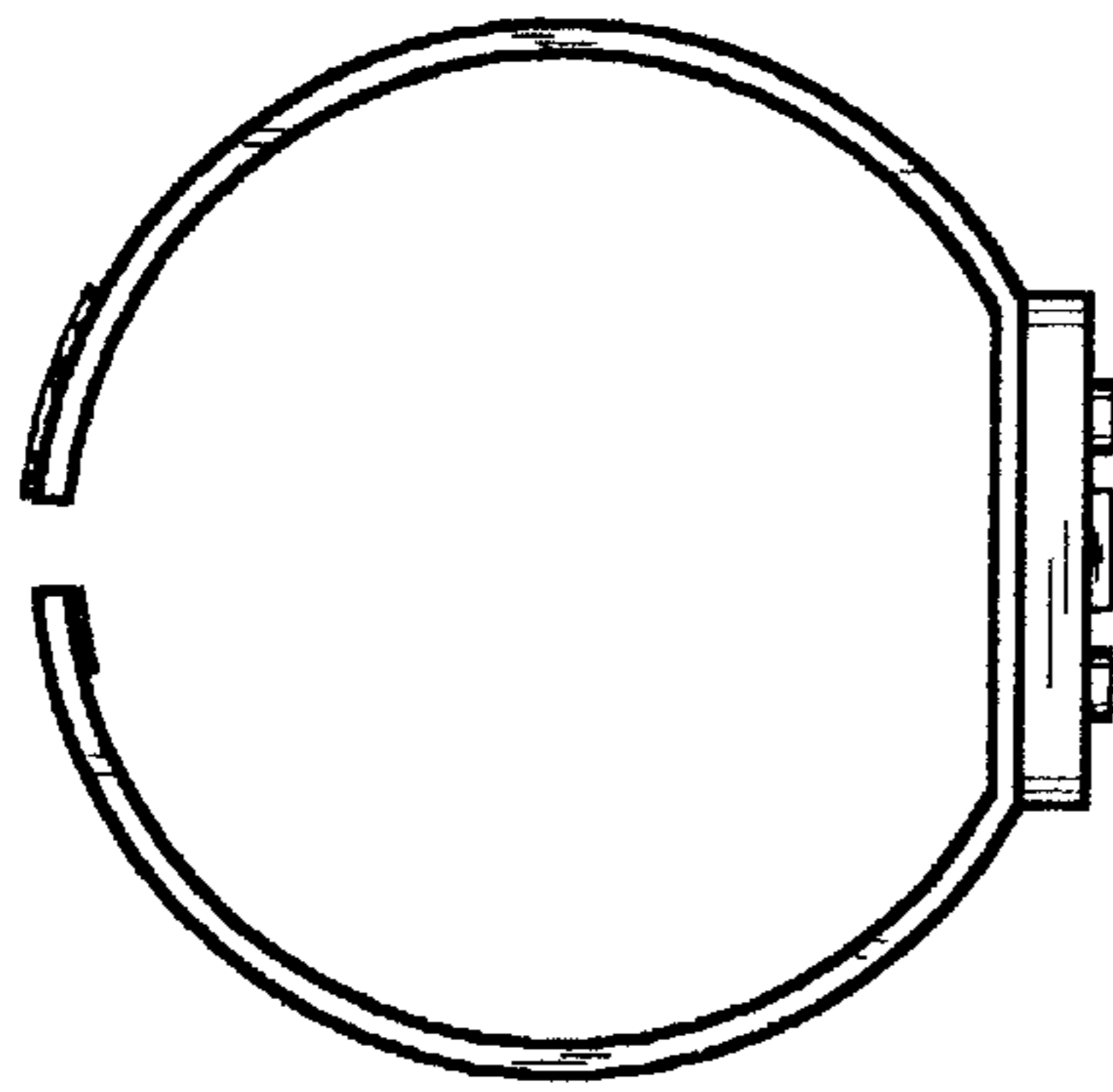


FIG. 5