



US00D468647S

(12) **United States Design Patent**
Ladner et al.

(10) **Patent No.:** **US D468,647 S**

(45) **Date of Patent:** **** Jan. 14, 2003**

(54) **TIMEPIECE**

(76) Inventors: **Jay Ladner**, 180 County Rd. 610,
Athens, TN (US) 37303; **Midge**
Ladner, 180 County Rd. 610, Athens,
TN (US) 37303

(**) **Term:** **14 Years**

(21) **Appl. No.:** **29/160,001**

(22) **Filed:** **May 3, 2002**

(51) **LOC (7) Cl.** **10-01**

(52) **U.S. Cl.** **D10/22; D10/126**

(58) **Field of Search** **D10/1-40, 122-132;**
368/223, 228-229, 232, 280-282, 285

(56) **References Cited**

U.S. PATENT DOCUMENTS

3,379,004 A * 4/1968 Lee D10/39 X
D231,662 S * 5/1974 Fusillo, Jr. D10/32
D263,810 S * 4/1982 Snyder D10/126

4,396,293 A 8/1983 Mizoguchi
4,512,667 A 4/1985 Doulton
4,645,353 A 2/1987 Kavoussi
4,659,231 A 4/1987 Barkouki
D346,758 S * 5/1994 Adler D10/124
D356,741 S * 3/1995 Smith D10/23
5,505,622 A 4/1996 Bosmani
D408,752 S * 4/1999 Gonzalez D10/126

* cited by examiner

Primary Examiner—Nelson C. Holtje

(74) *Attorney, Agent, or Firm*—Richard L. Mikesell

(57) **CLAIM**

The design for a timepiece, as shown and described.

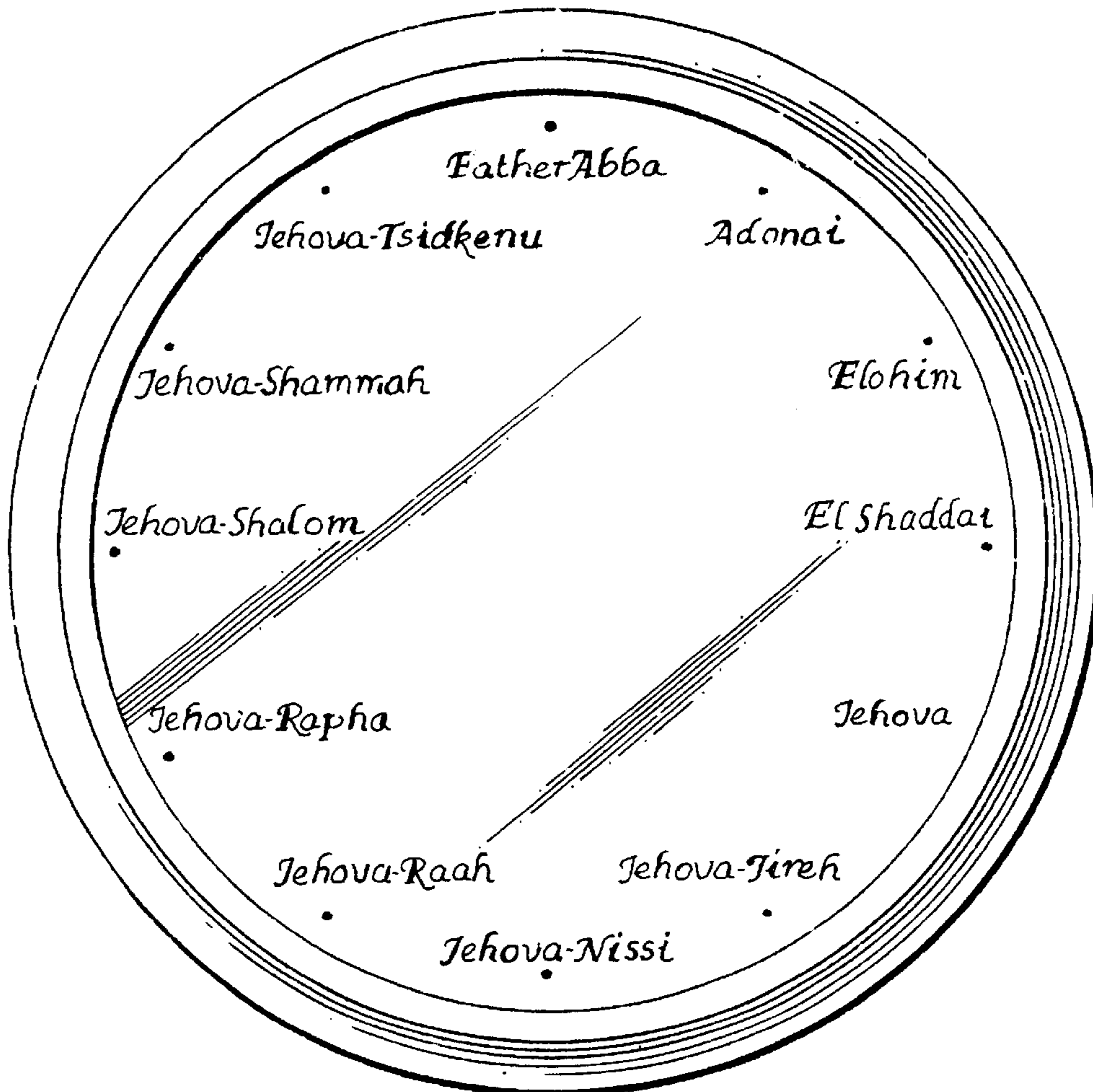
DESCRIPTION

FIG. 1 is a front elevational view showing my new design;
and,

FIG. 2 is a side perspective view on a reduced scale.

The rear is plain and unadorned.

1 Claim, 1 Drawing Sheet



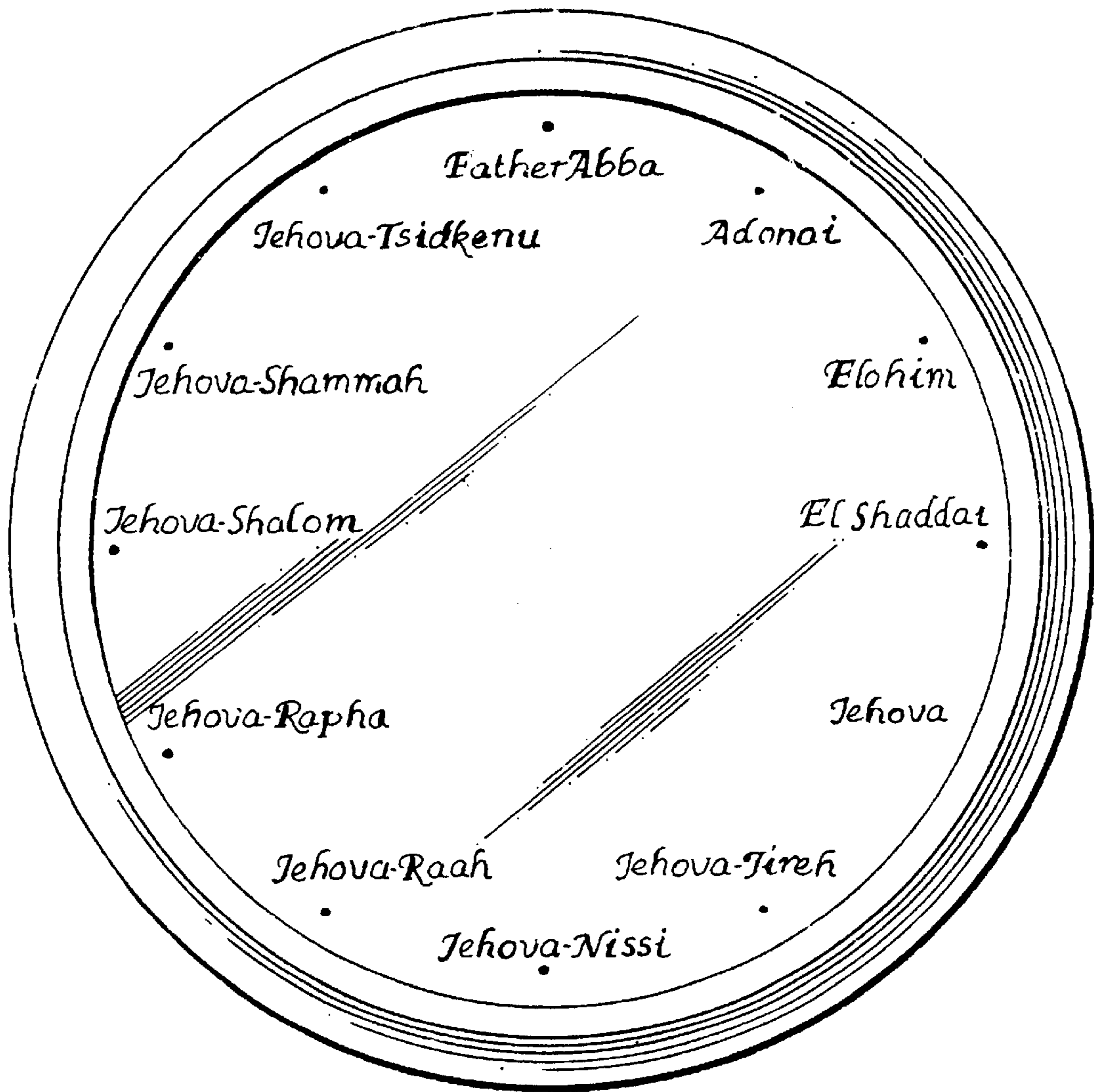


FIG. 2

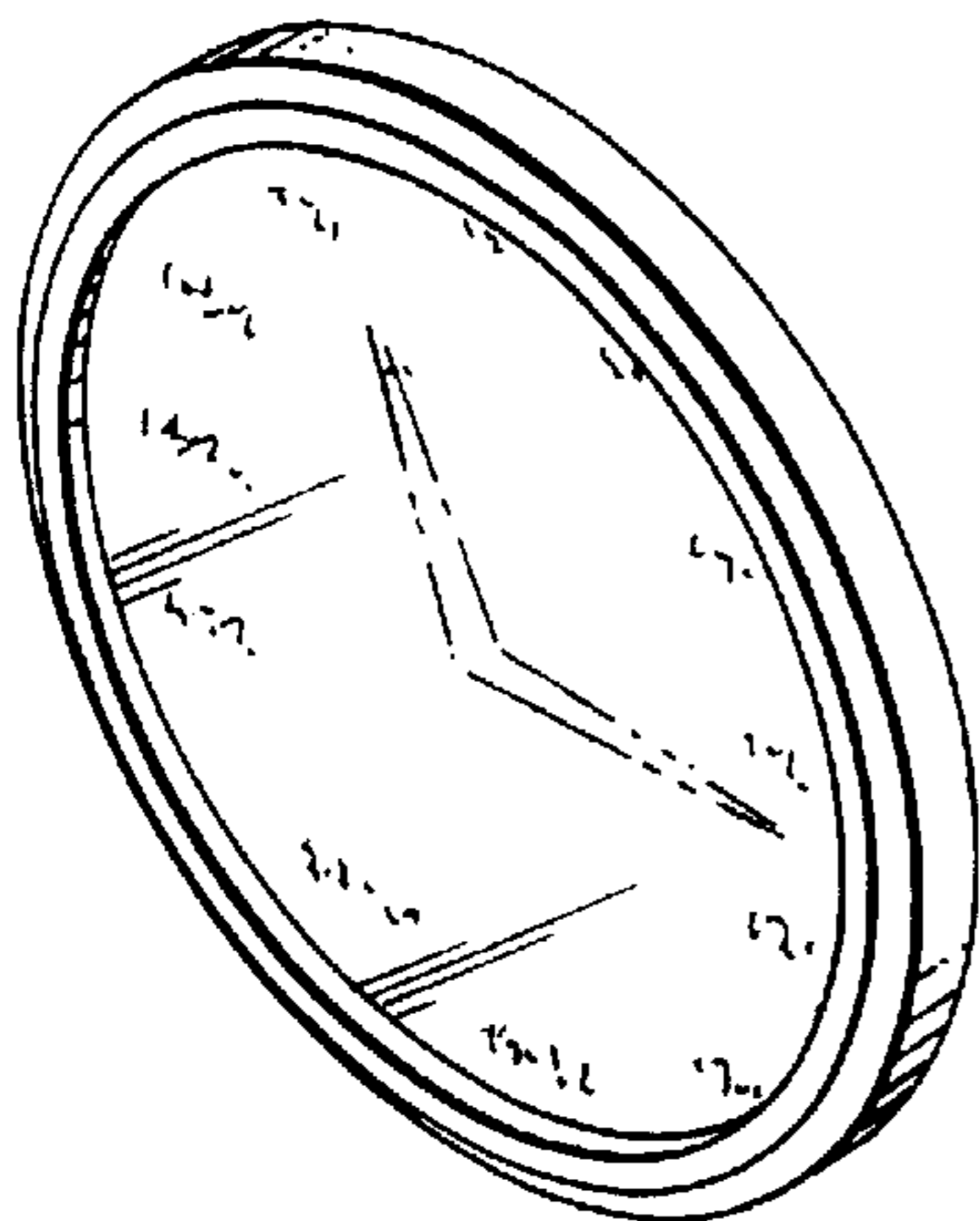


FIG. 1