



US00D468646S

(12) **United States Design Patent**
Joubert

(10) **Patent No.:** **US D468,646 S**

(45) **Date of Patent:** **** Jan. 14, 2003**

(54) **BOTTLE**

(75) **Inventor:** **Helen Joubert, London (GB)**

(73) **Assignee:** **Industria e Comercio de Cosméticos
Natura Ltda., Cajamar (BR)**

(**) **Term:** **14 Years**

(21) **Appl. No.:** **29/143,411**

(22) **Filed:** **Jun. 13, 2001**

(30) **Foreign Application Priority Data**

Dec. 28, 2000 (BR) DI 6003396

(51) **LOC (7) Cl.** **09-01**

(52) **U.S. Cl.** **D9/561; D9/565**

(58) **Field of Search** D9/300, 500, 503,
D9/504, 513, 516, 519, 529, 549, 558,
574, 575, 510, 514, 552, 565; D3/203,
205, 273, 901; D6/512, 524; D28/91.1,
73-76, 82; 215/381-385, 396-398, 10,
6, 12.1-12.2; D19/93-95

(56) **References Cited**

U.S. PATENT DOCUMENTS

D85,067 S	*	9/1931	Sterrett	D9/561
D189,372 S	*	11/1960	Adell	D9/561
D190,785 S	*	6/1961	Kruck	D9/300
D253,032 S	*	10/1979	White	D28/76
D323,113 S	*	1/1992	Middleton	D9/563
D332,053 S	*	12/1992	Sabbia	D9/549
D347,388 S	*	5/1994	Crawford	D9/529

5,518,151 A	*	5/1996	Knickerbocker	222/382
D372,870 S	*	8/1996	Westerhout	D9/516
D381,915 S	*	8/1997	Dinand	D9/545
D387,278 S	*	12/1997	Olivares et al.	D9/541
D400,091 S	*	10/1998	Croft et al.	D9/300
5,866,419 A	*	2/1999	Meder	215/382
D412,283 S	*	7/1999	Baschmakoff	D9/544
D441,293 S	*	5/2001	Togasawa	D9/529
D449,524 S	*	10/2001	Kieras	D9/430
D450,889 S	*	11/2001	Chang	D28/76

* cited by examiner

Primary Examiner—Ted Shooman

Assistant Examiner—Carol Rademaker

(74) *Attorney, Agent, or Firm*—Alston & Bird LLP

(57) **CLAIM**

The ornamental design for a bottle, substantially as shown and described.

DESCRIPTION

FIG. 1 is a perspective view of the bottle of the present invention;

FIG. 2 is a top plan view of the bottle of FIG. 1;

FIG. 3 is a bottom plan view of the bottle thereof;

FIG. 4 is a front elevational view of the bottle thereof;

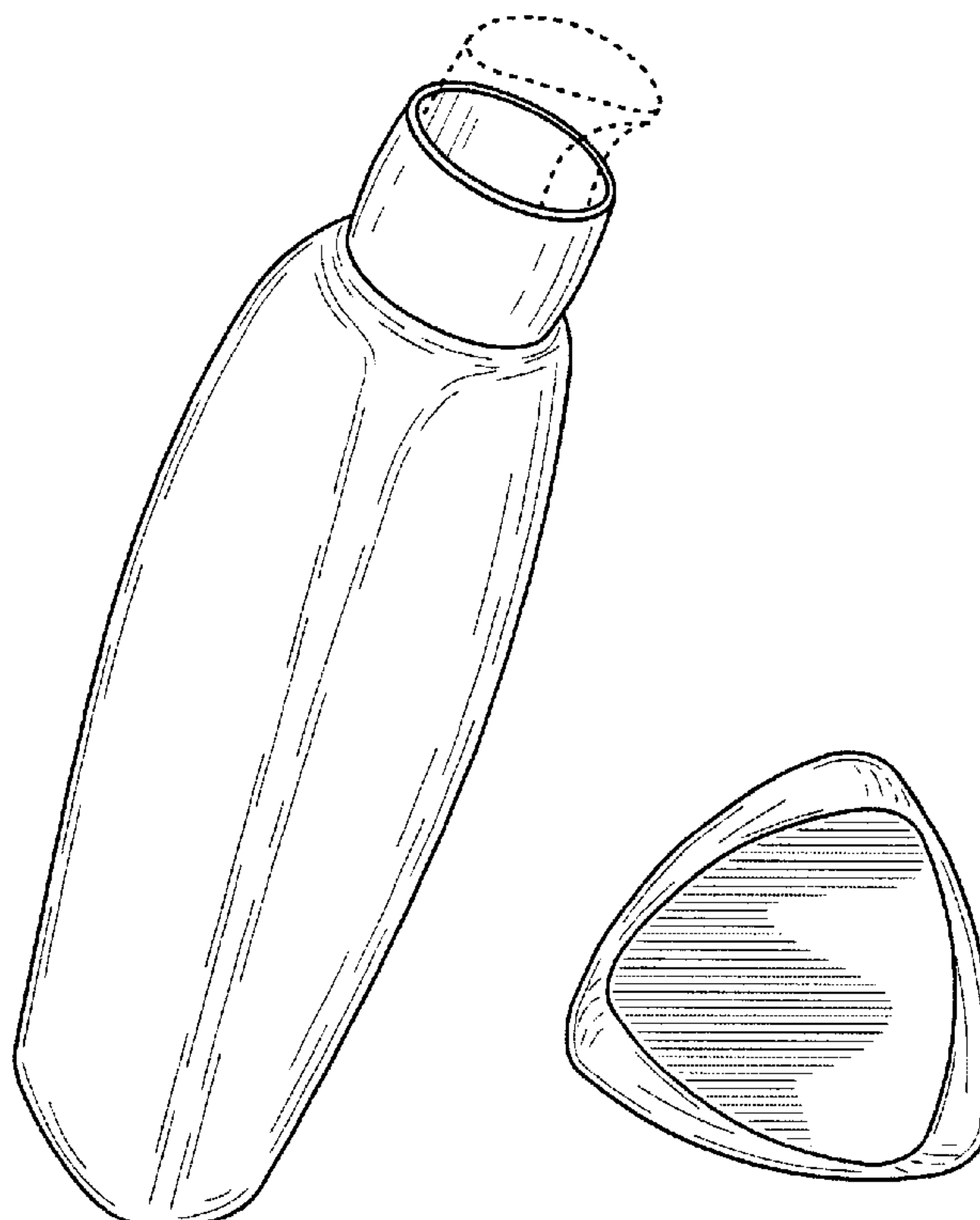
FIG. 5 is a side elevational view of the bottle thereof; and,

FIG. 6 is a rear elevational view of the bottle thereof.

The solid line at the top inside edge of the pour spout lip is the boundary of the claim.

The broken lines shown in FIGS. 1 & 4-6 are for illustrative purposes only and form no part of the claimed design.

1 Claim, 1 Drawing Sheet



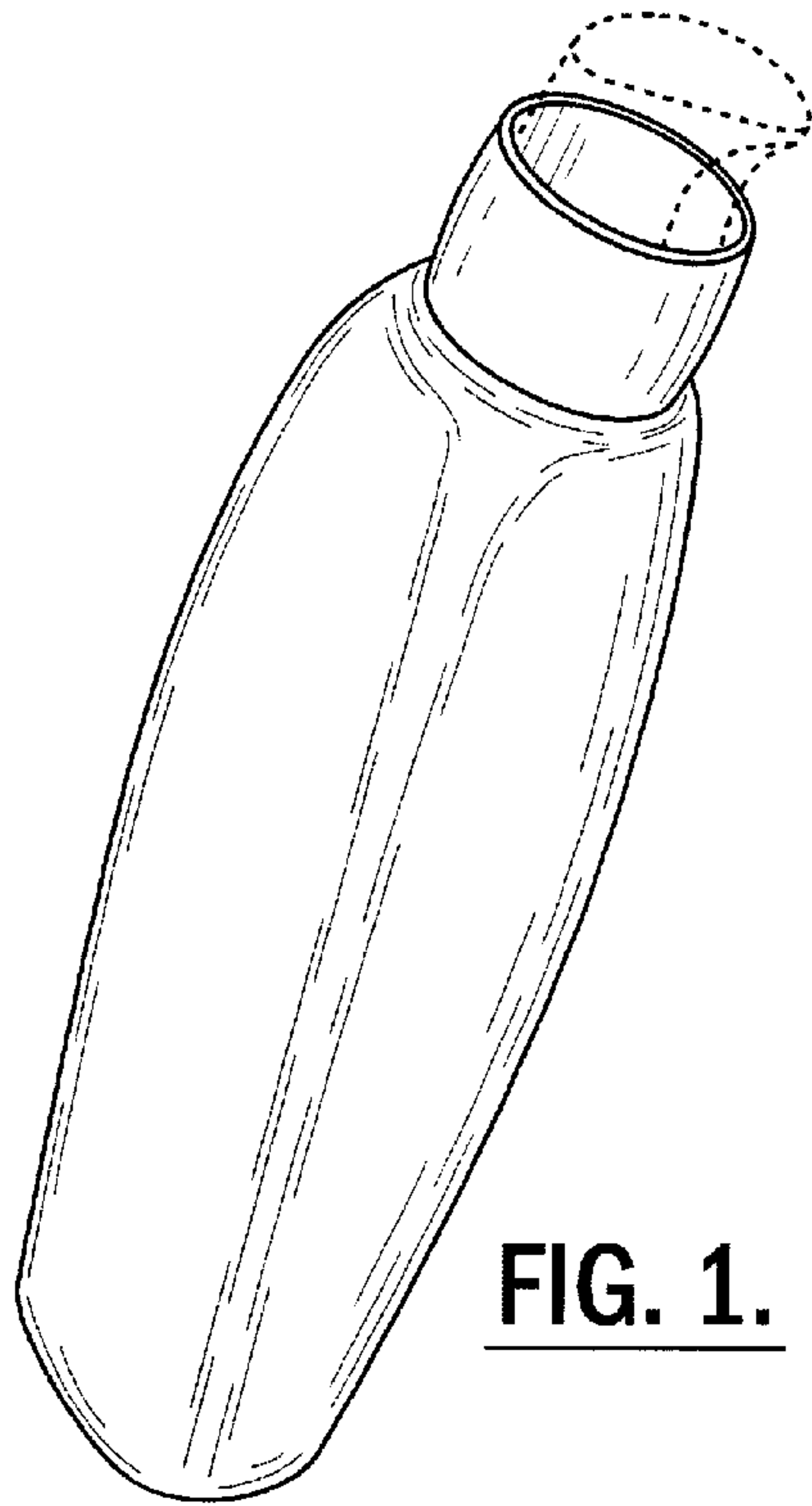


FIG. 1.

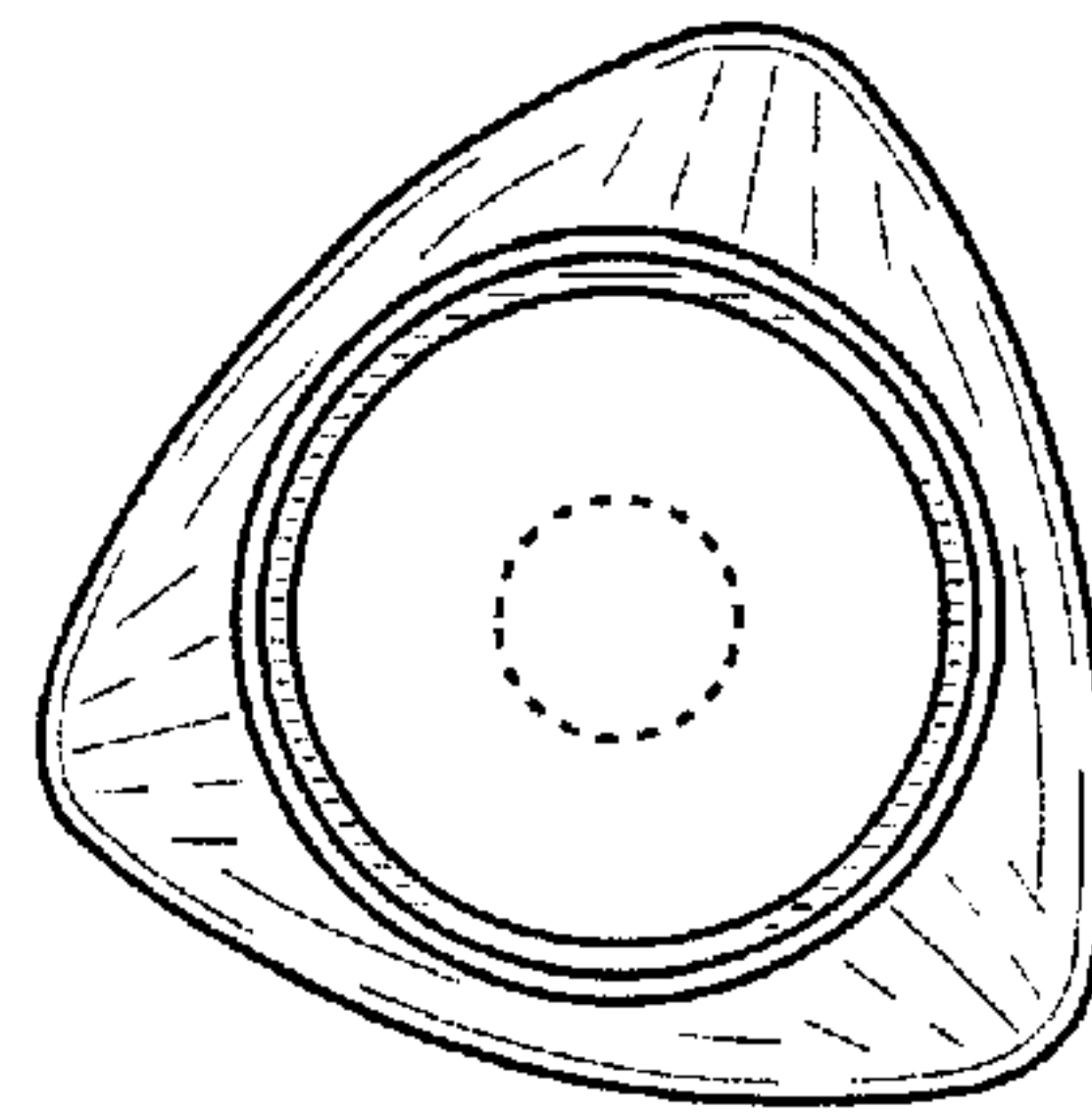


FIG. 2.

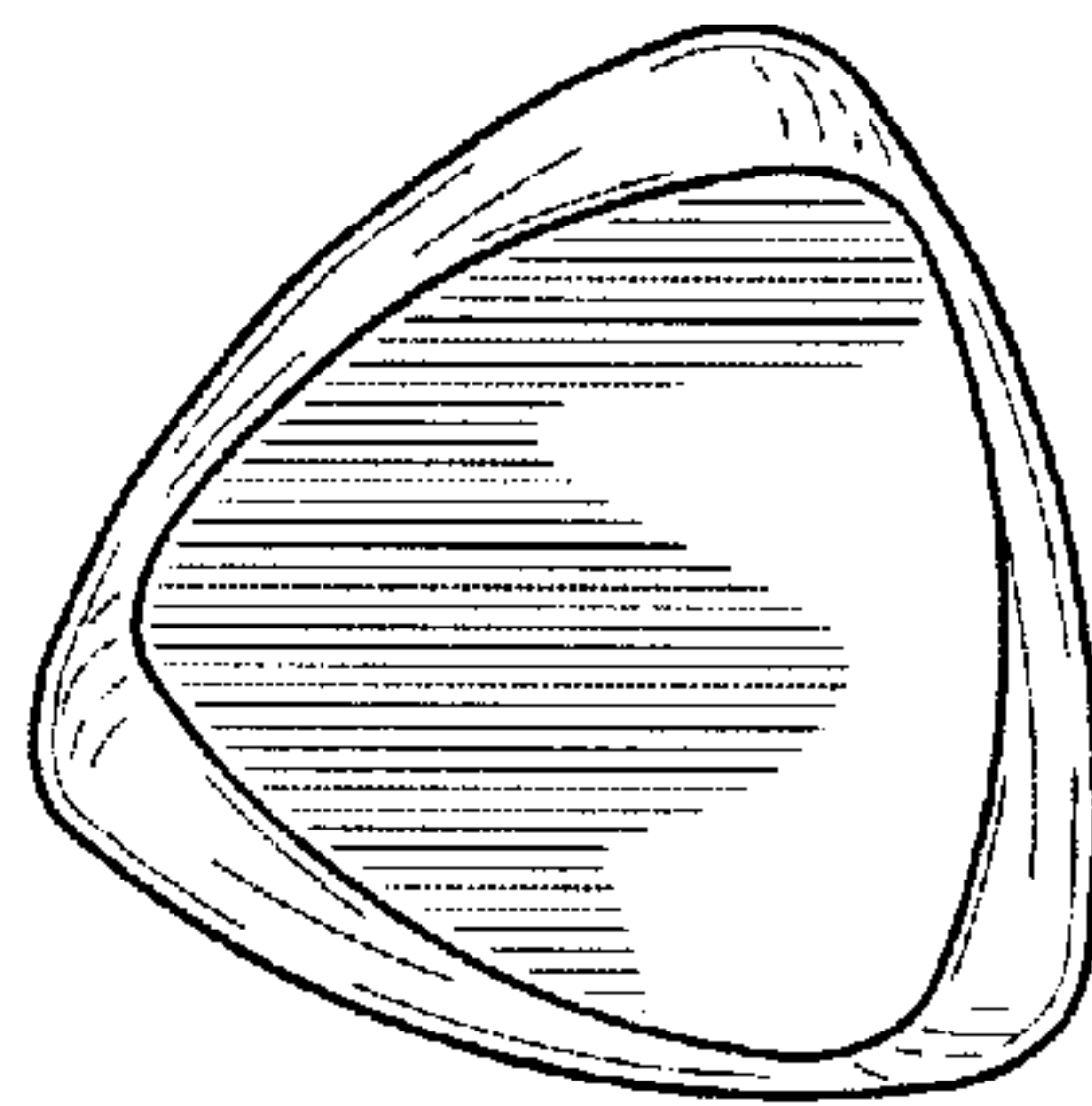


FIG. 3.

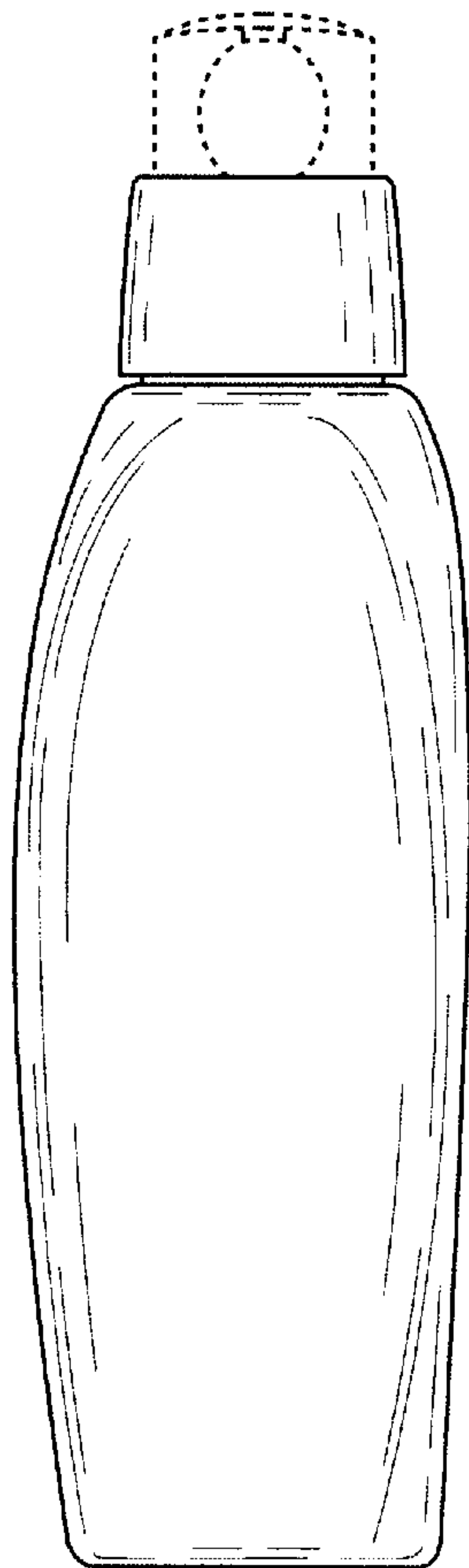


FIG. 4.




FIG. 5.

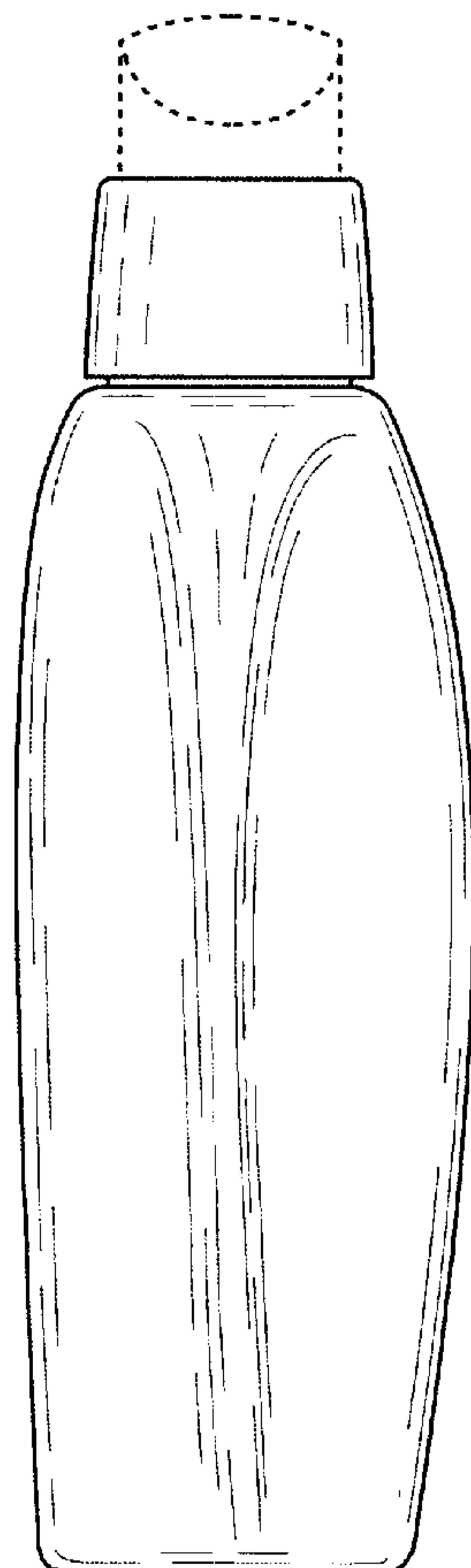


FIG. 6.