



US00D468631S

(12) **United States Design Patent**
Hart et al.

(10) **Patent No.:** **US D468,631 S**

(45) **Date of Patent:** **** Jan. 14, 2003**

(54) **COMBINED CANDY PRODUCT AND CONTAINER**

Primary Examiner—Terry A. Wallace
(74) *Attorney, Agent, or Firm*—Darby & Darby

(75) **Inventors:** **Daniel G. Hart**, Hermosa Beach, CA (US); **Gary D. Weiss**, San Pedro, CA (US)

(57) **CLAIM**

The ornamental design for a combined candy product and container, as shown.

(73) **Assignee:** **The Topps Company, Inc.**, New York, NY (US)

DESCRIPTION

(**) **Term:** **14 Years**

FIG. 1 is a front perspective view of a candy product in accordance with the invention;

(21) **Appl. No.:** **29/152,604**

FIG. 2 is a front elevational view of the combined candy product and container;

(22) **Filed:** **Dec. 20, 2001**

(51) **LOC (7) Cl.** **09-03**

FIG. 3 is a left side elevational view of the combined candy product and container;

(52) **U.S. Cl.** **D9/311; D1/102**

FIG. 4 is a right side elevational view of the combined candy product and container;

(58) **Field of Search** D9/307, 311; D1/101, D1/102, 104, 105; 426/115; 206/457

FIG. 5 is a rear elevational view of the combined candy product and container;

(56) **References Cited**

U.S. PATENT DOCUMENTS


D227,815	S	*	7/1973	Kantz	D9/311	X
5,370,884	A	*	12/1994	Coleman	426/115	X
D359,607	S	*	6/1995	Yun	D1/102	X
D420,572	S	*	2/2000	Warner	D9/307	
6,190,226	B1	*	2/2001	Conconi	426/115	

FIG. 6 is a top plan view of the combined candy product and container; and,

FIG. 7 is a bottom plan view of the combined candy product and container.

* cited by examiner

1 Claim, 2 Drawing Sheets






FIG. 1

FIG. 5




FIG. 4

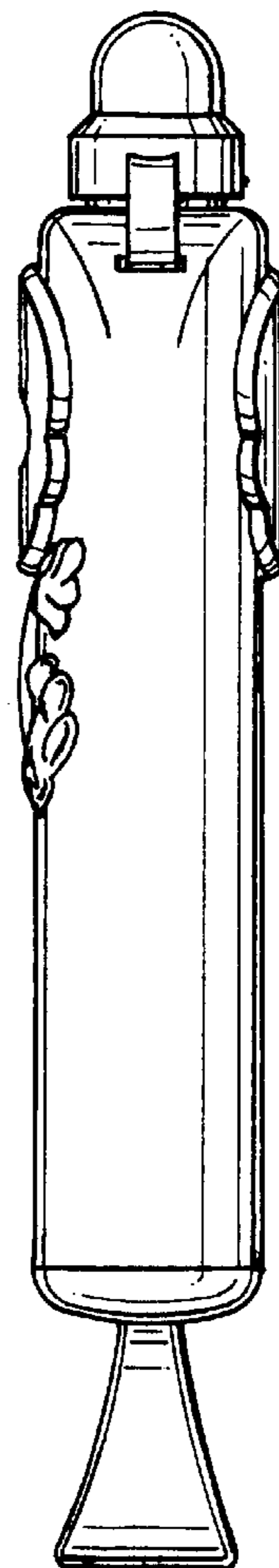


FIG. 2




FIG. 3

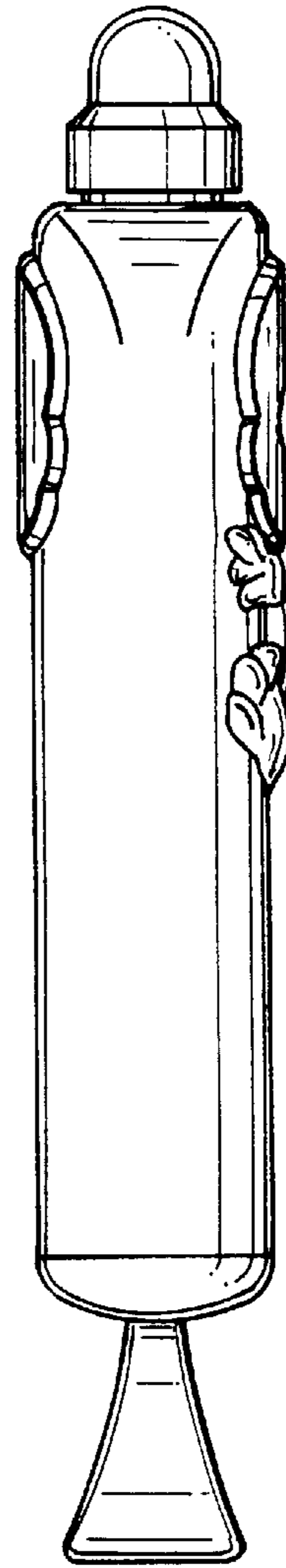


FIG. 6

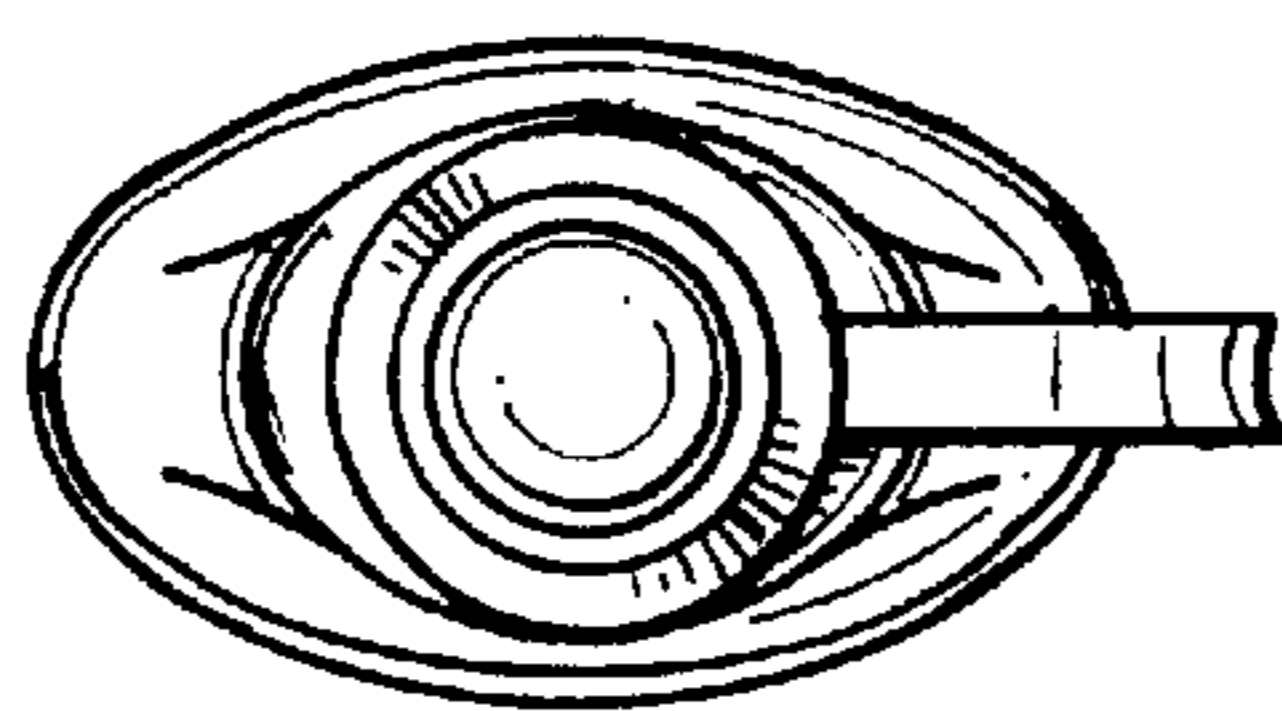


FIG. 7

