



US00D468596S

(12) **United States Design Patent**  
**Bluemond**

(10) **Patent No.:** **US D468,596 S**

(45) **Date of Patent:** **\*\* Jan. 14, 2003**

(54) **SPOON STRAINER**

(76) **Inventor:** **Lela M. Bluemond**, 4942 S. Latrobe Ave., Chicago, IL (US) 60638-1724

(\*\*) **Term:** **14 Years**

(21) **Appl. No.:** **29/158,623**

(22) **Filed:** **Apr. 8, 2002**

(51) **LOC (7) Cl.** ..... **07-04**

(52) **U.S. Cl.** ..... **D7/667**

(58) **Field of Search** ..... D7/667, 668, 642-647, D7/653-664, 691, 692; 30/324-328; 99/279, 323; 100/110; 210/470, 471, 495, 499

(56) **References Cited**

**U.S. PATENT DOCUMENTS**

2,117,876	A	*	5/1938	Echternach	.....	210/471
2,853,195	A	*	9/1958	Malcolm	.....	210/471
D206,548	S		12/1966	Latham		
3,822,020	A		7/1974	Hong		
3,946,652	A		3/1976	Gorin		
D245,565	S	*	8/1977	Steiner et al.	.....	D7/667

D299,303	S	*	1/1989	Strobel et al.	.....	D7/667
5,294,467	A		3/1994	Hoodes		
D367,406	S		2/1996	Ancona		
5,526,737	A		6/1996	Betzen		

\* cited by examiner

*Primary Examiner*—Terry A. Wallace

(74) *Attorney, Agent, or Firm*—Donald R. Schoonover

(57) **CLAIM**

The ornamental design for a spoon strainer, as shown and described.

**DESCRIPTION**

FIG. 1 is a perspective view of a spoon strainer embodying the design of the present invention.

FIG. 2 is a front elevational view thereof;


FIG. 3 is a rear elevational view thereof;

FIG. 4 is a left side elevational view thereof, the right side elevational view being a mirror image thereof;

FIG. 5 is a top plan view thereof; and,

FIG. 6 is a bottom plan view thereof.

**1 Claim, 3 Drawing Sheets**



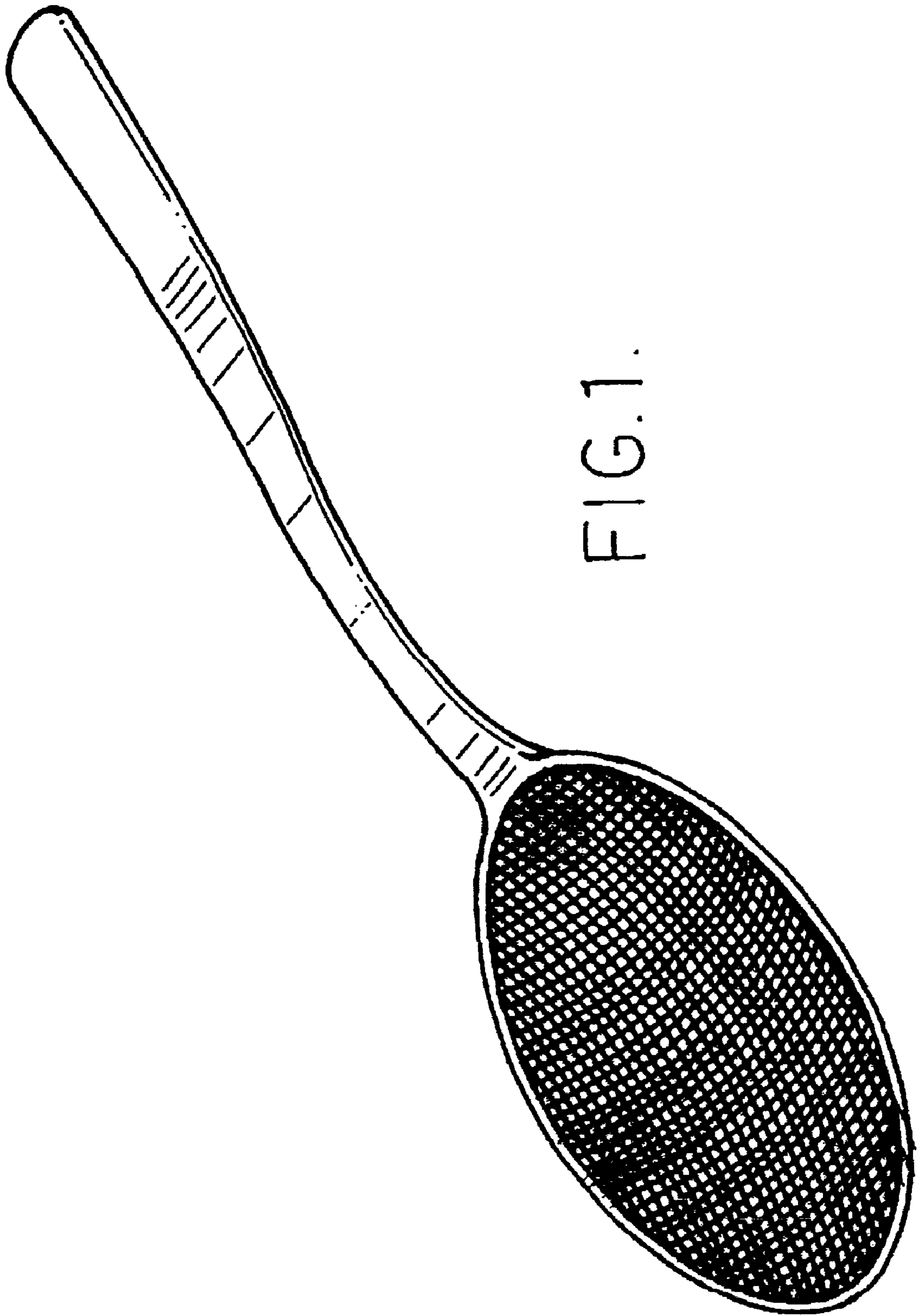


FIG. 1.

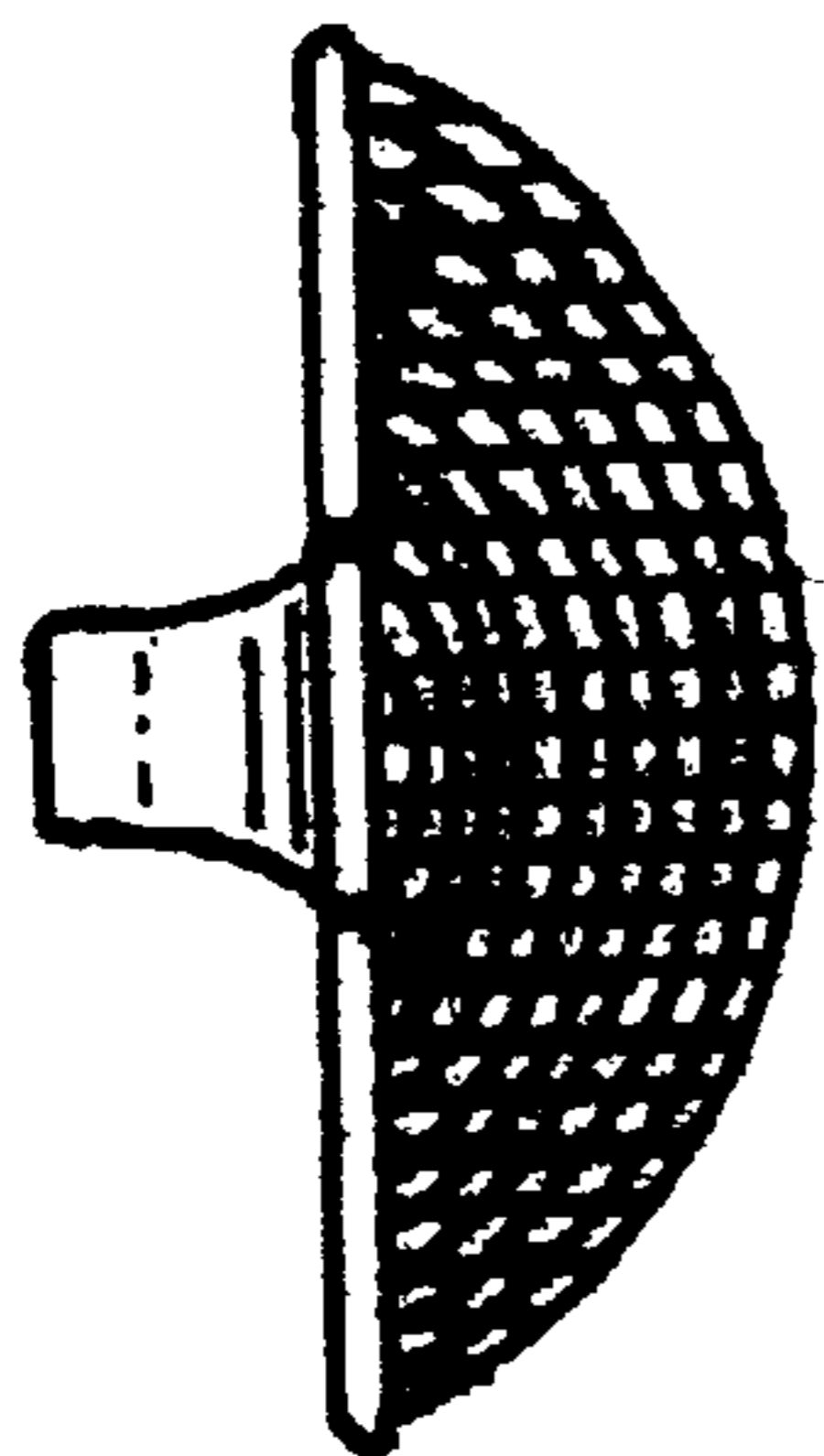


FIG. 2.

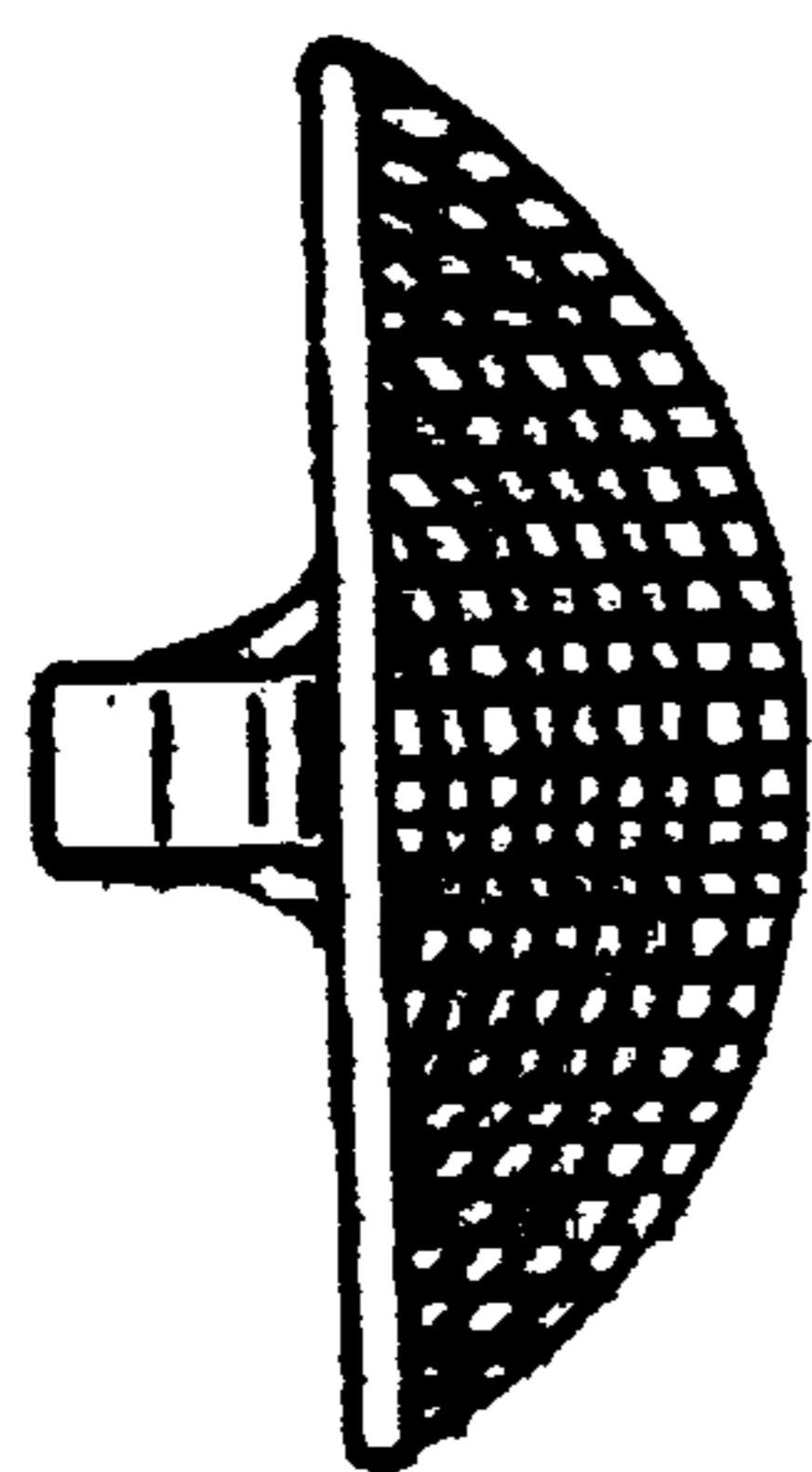


FIG. 3.

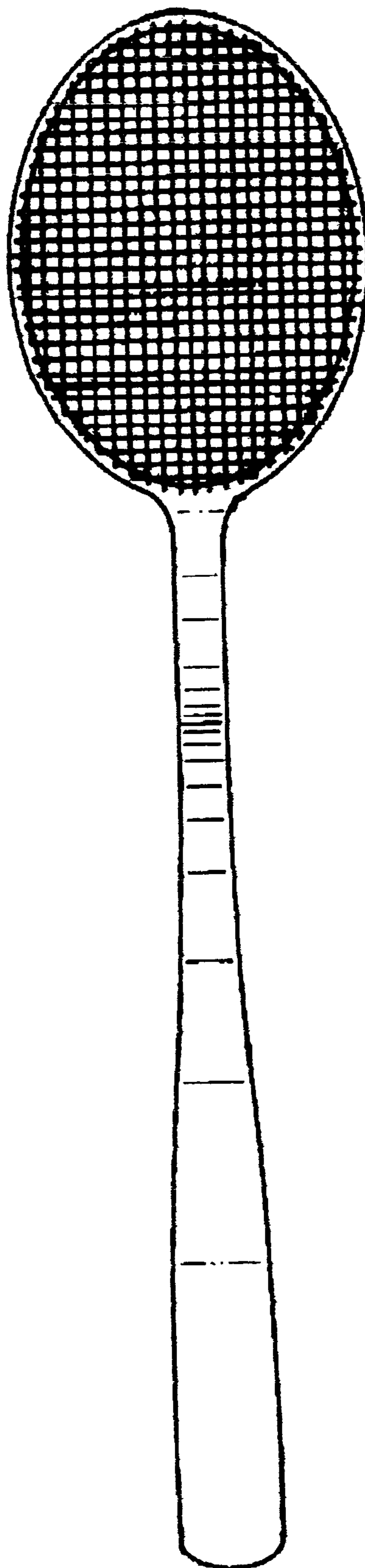


FIG. 6.



FIG. 4.

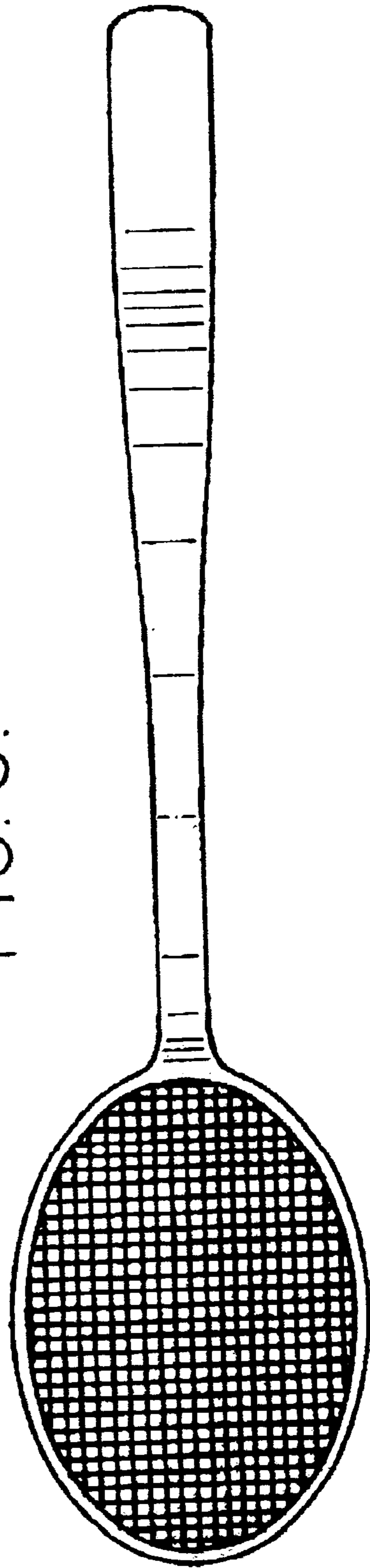


FIG. 5.