



US00D468593S

(12) **United States Design Patent**
Margolin et al.

(10) **Patent No.:** **US D468,593 S**

(45) **Date of Patent:** **** Jan. 14, 2003**

(54) **KNIFE**

(75) Inventors: **Wayne B. Margolin**, Kowloon (CN);
Marc Zemel, Old Bethpage, NY (US)

(73) Assignee: **Mr. Bar-B-Q-, Inc.**, Old Bethpage, NY
(US)

(**) Term: **14 Years**

(21) Appl. No.: **29/161,293**

(22) Filed: **May 28, 2002**

(51) **LOC (7) Cl.** **07-03**

(52) **U.S. Cl.** **D7/649**

(58) **Field of Search** D7/642, 645, 649,
D7/650, 652, 662-664, 401.2; 30/142, 147-149,
329, 340, 342-346

(56) **References Cited**

U.S. PATENT DOCUMENTS

D256,548 S * 8/1980 Grunstad D8/102

OTHER PUBLICATIONS

Ross-Simons Catalog via Google Catalog search, Fall 2002,
p. 51, Knife item Y, third column, second row.*

Domus, Feb. 1961, p. 52. The second and third vertical knife
and the fifth horizontal knife. Castiglioni, Mollino, and
Albini.*

* cited by examiner

Primary Examiner—Caron D. Veynar

(74) *Attorney, Agent, or Firm*—Natter & Natter

(57) **CLAIM**

The ornamental design for a knife, as shown and described.

DESCRIPTION

FIG. 1 is a front elevational view of a knife showing our new
design;

FIG. 2 is a top view thereof;

FIG. 3 is a bottom view thereof;


FIG. 4 is a front view thereof;

FIG. 5 is a rear view thereof; and,

FIG. 6 is a perspective view thereof.

The rear elevational view is a mirror image of the front
elevational view and the blade portion illustrated in dashed
lines does not form part of the claimed design.

1 Claim, 2 Drawing Sheets






Fig. 4



Fig. 5

Fig. 1




Fig. 2

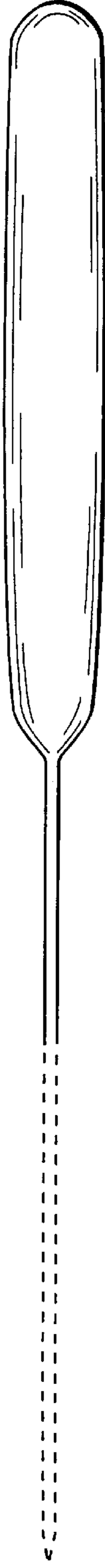
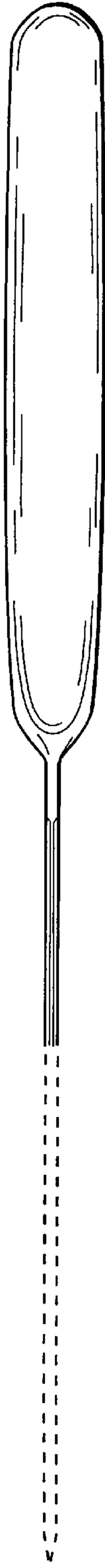


Fig. 3



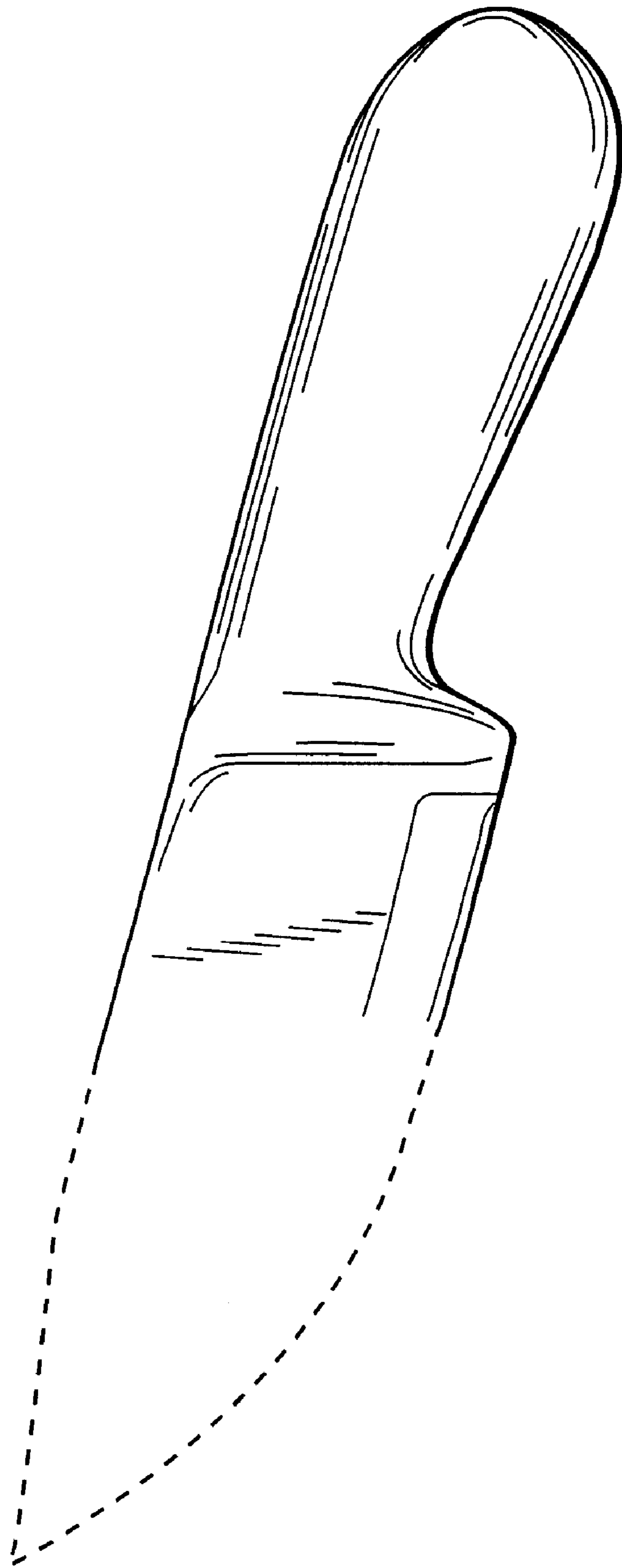


Fig. 6