



US00D468582S

(12) **United States Design Patent**
Seager

(10) **Patent No.:** **US D468,582 S**

(45) **Date of Patent:** **** Jan. 14, 2003**

(54) **COVER FOR A PLATE**

(75) Inventor: **Richard H. Seager**, Mystic, CT (US)

(73) Assignee: **Dinex International, Inc.**, Glastonbury, CT (US)

(**) Term: **14 Years**

(21) Appl. No.: **29/150,678**

(22) Filed: **Nov. 27, 2001**

(51) **LOC (7) Cl.** **07-01**

(52) **U.S. Cl.** **D7/392.1**

(58) **Field of Search** D7/391, 392.1,
D7/538-542, 629; D9/425, 429, 434, 435,
453, 454; 220/200, 507, 523, 784, 367.1;
229/902, 906, 406

(56) **References Cited**

U.S. PATENT DOCUMENTS

1,973,449 A * 9/1934 Tighe, Jr. D7/392.1
D212,843 S * 12/1968 Hart et al. D9/452

D346,554 S * 5/1994 Krupa D9/429
5,441,166 A * 8/1995 Lucas et al. 220/784
D374,820 S * 10/1996 Knoss et al. D9/425
D415,025 S * 10/1999 McCann D7/629
D417,847 S * 12/1999 Rush et al. D7/629
D450,580 S * 11/2001 Littlejohn et al. D7/629

* cited by examiner

Primary Examiner—Terry A. Wallace

(74) *Attorney, Agent, or Firm*—Bachman & LaPointe, P.C.

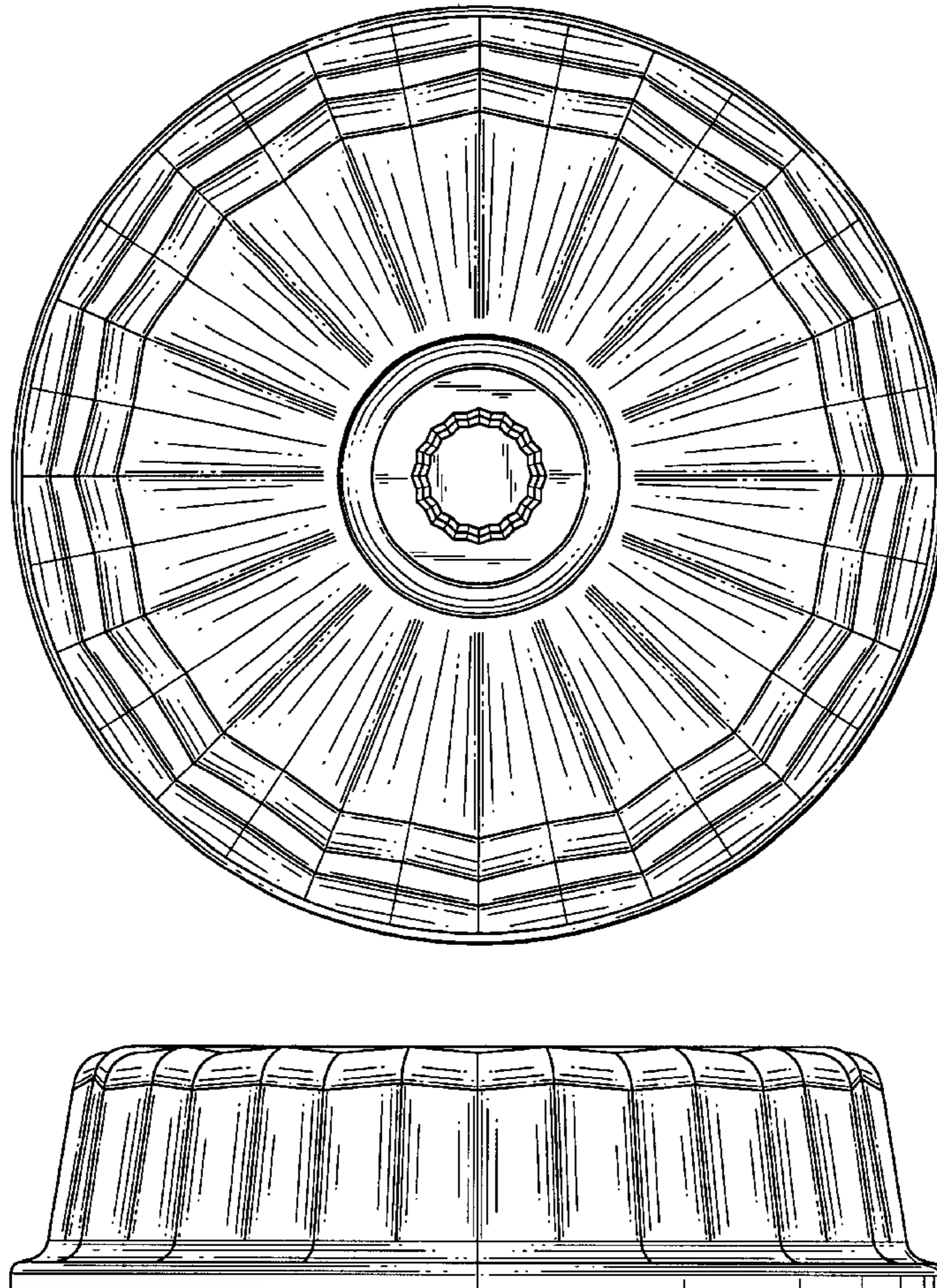
(57) **CLAIM**

The ornamental design for a cover for a plate, as shown and described.

DESCRIPTION

FIG. 1 is a top plan view of a cover for a plate showing the new design of the present invention; FIG. 2 is a right end view thereof, which view is identical to the left end view thereof, the front view thereof, and the rear view thereof; and, FIG. 3 is a bottom elevational view thereof.

1 Claim, 2 Drawing Sheets






FIG. 1




FIG. 2




FIG. 3