



US00D468574S

(12) **United States Design Patent**
Moore

(10) **Patent No.:** **US D468,574 S**

(45) **Date of Patent:** **** Jan. 14, 2003**

(54) **SET OF PLACE MATS**

(76) **Inventor:** **Arizona B. Moore**, 4970 N. 55th St.,
Milwaukee, WI (US) 53218

(**) **Term:** **14 Years**

(21) **Appl. No.:** **29/121,222**

(22) **Filed:** **Apr. 3, 2000**

(51) **LOC (7) Cl.** **06-13**

(52) **U.S. Cl.** **D6/613**

(58) **Field of Search** D6/610-625, 588,
D6/597-598, 601, 608, 599; D34/1; 428/13,
166; 108/90; D7/624, 388; 248/346.11;
15/208; D21/397

(56) **References Cited**

U.S. PATENT DOCUMENTS

D84,039 S	*	4/1931	Karfoil	D6/613
1,918,866 A	*	7/1933	Reget	248/346.11
D133,161 S	*	7/1942	Hollis	D21/397
3,301,429 A	*	1/1967	McClain	D7/624
D217,006 S	*	3/1970	Michalek	D7/388
D228,338 S	*	9/1973	O'Neil et al.	D7/388

D269,321 S	*	6/1983	Zannini	D7/388
4,484,529 A	*	11/1984	Caldares	108/90
D410,169 S	*	5/1999	Herbig	D6/615
D435,384 S	*	12/2000	Finkelstein	D6/613

* cited by examiner

Primary Examiner—Cathy Anne MacCormac

(74) *Attorney, Agent, or Firm*—Whyte Hirschboeck Dudek SC

(57) **CLAIM**

The ornamental design for a set of place mats, as shown and described.

DESCRIPTION

FIG. 1 is a top perspective view of a set of place mats showing my new design;
FIG. 2 is a bottom perspective view thereof;
FIG. 3 is a side elevation view thereof;
FIG. 4 is an end elevation view thereof;
FIG. 5 is an exploded top plan view thereof; and,
FIG. 6 is an exploded perspective view showing the heart shaped place mats in an alternate position.

1 Claim, 3 Drawing Sheets




FIG. 1

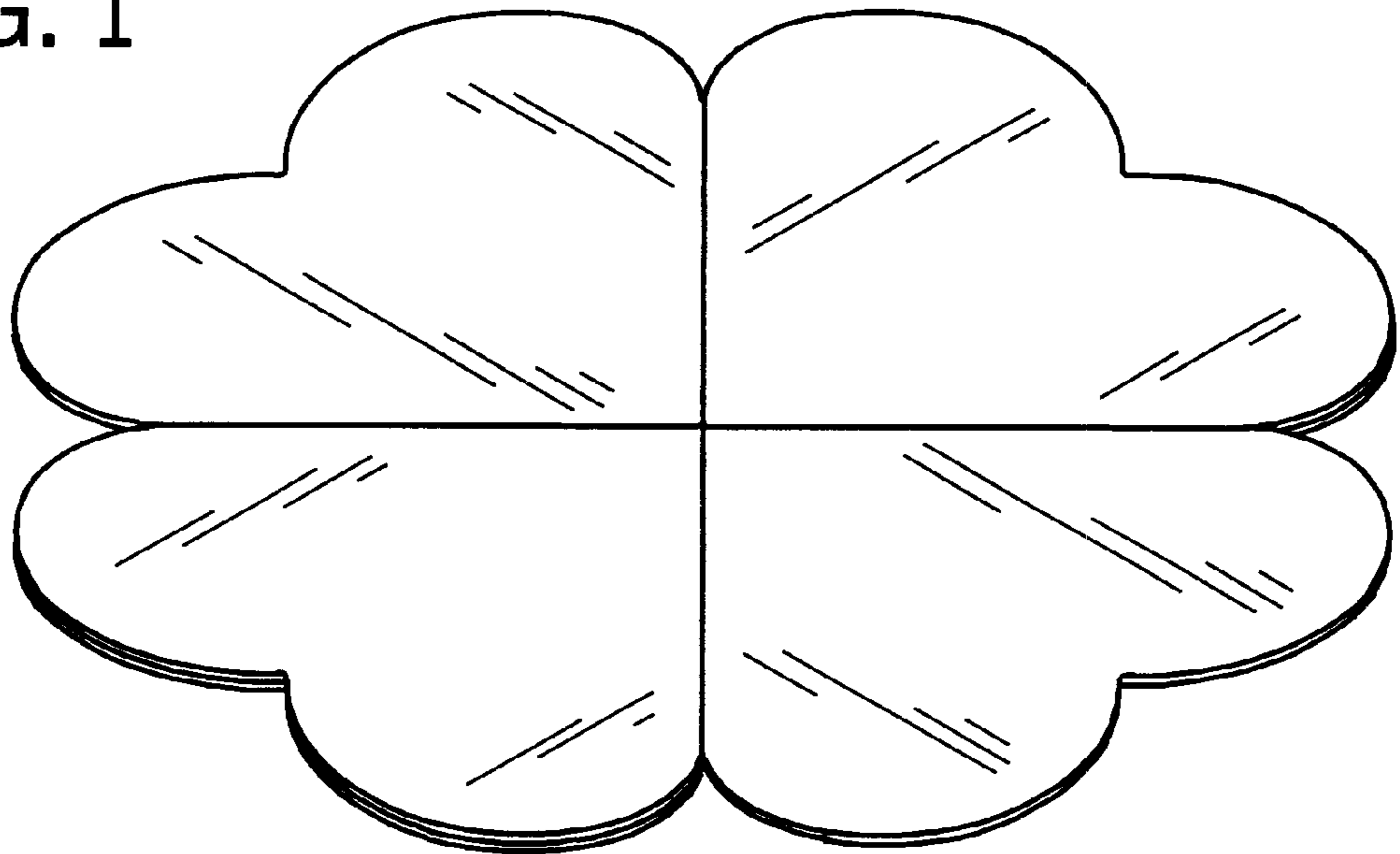


FIG. 2




FIG. 3



FIG. 4




FIG. 5

