



US00D468573S

(12) **United States Design Patent**  
**Friend**

(10) **Patent No.:** **US D468,573 S**

(45) **Date of Patent:** **\*\* Jan. 14, 2003**

(54) **HAND AND SEAT WARMER**

(76) Inventor: **Bonnie Friend**, 79 Rocklodge La.,  
McHenry, MD (US) 21541

(\*\*) Term: **14 Years**

(21) Appl. No.: **29/141,148**

(22) Filed: **May 2, 2001**

(51) **LOC (7) Cl.** ..... **06-09**

(52) **U.S. Cl.** ..... **D6/601**

(58) **Field of Search** ..... D6/356, 595, 596,  
D6/597, 598, 601, 604, 611, 612; 5/630,  
632, 633, 636, 637, 638, 640, 644, 652,  
652.1, 653, 654, 655, 655.3, 655.4, 655.5,  
655.9, 656, 657.5, 907, 945; 224/153, 155,  
584, 907; 297/129, 180.11, 188.2, 188.12,  
195.1, 199, 219.1, 225, 228.1, 229, 452.41

(56) **References Cited**

**U.S. PATENT DOCUMENTS**

3,185,362	A	*	5/1965	Wakefield	.....	297/155
3,231,898	A	*	2/1966	Yablon	.....	2/48
D312,371	S	*	11/1990	Lawson	.....	D6/595
D318,772	S	*	8/1991	Phillips	.....	D6/595
5,228,158	A	*	7/1993	Park	.....	5/636
5,271,659	A	*	12/1993	Zinkevich	.....	5/654
D377,879	S	*	2/1997	Walden	.....	D6/595
D382,164	S	*	8/1997	Hays	.....	D6/595

D385,452	S	*	10/1997	Marti	.....	D6/596
D391,109	S	*	2/1998	Miller	.....	D6/596
5,730,529	A	*	3/1998	Fritz et al.	.....	224/153
D401,736	S	*	12/1998	Shaw	.....	D2/719
6,164,726	A	*	12/2000	Reeves et al.	.....	297/229

\* cited by examiner

*Primary Examiner*—Stacia Cadmus

*Assistant Examiner*—T. Chase Nelson

(74) *Attorney, Agent, or Firm*—Banner & Witcoff, Ltd.

(57) **CLAIM**

The ornamental design for a hand and seat warmer, as shown and described.

**DESCRIPTION**

FIG. 1 is a top perspective view of a hand and seat warmer shown in the open position;

FIG. 2 is a left side view thereof

FIG. 3 is a right side view thereof;

FIG. 4 is a side view of the strap end of my design;

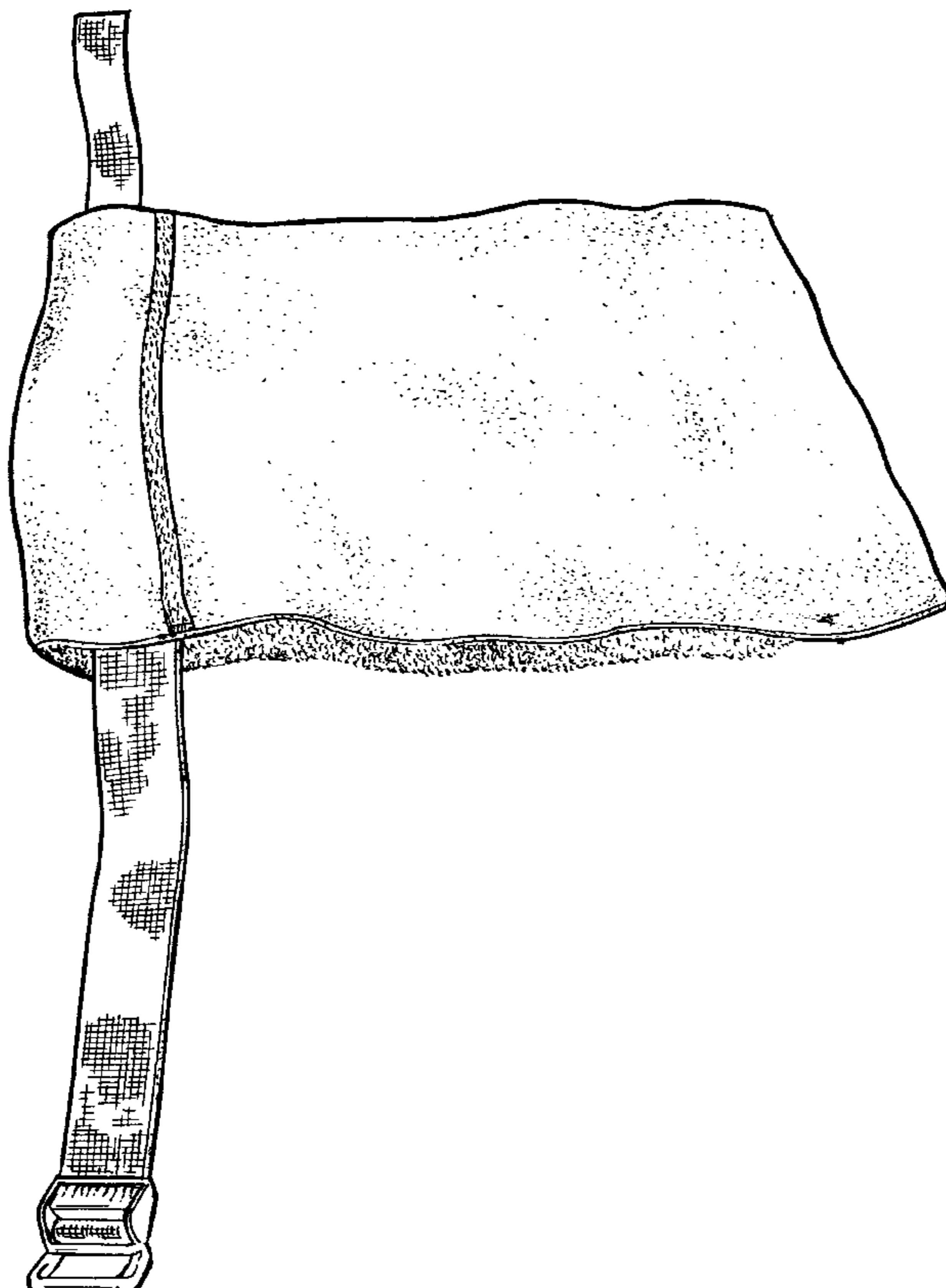
FIG. 5 is a side view from the end opposite the strap end of FIG. 4;

FIG. 6 is a bottom plan view of my design; and,

FIG. 7 is a perspective view of my design when in the closed (hand warmer) configuration.

The ends of the straps are shown broken away in FIGS. 4, 5, and 6 for convenience of illustration.

**1 Claim, 2 Drawing Sheets**



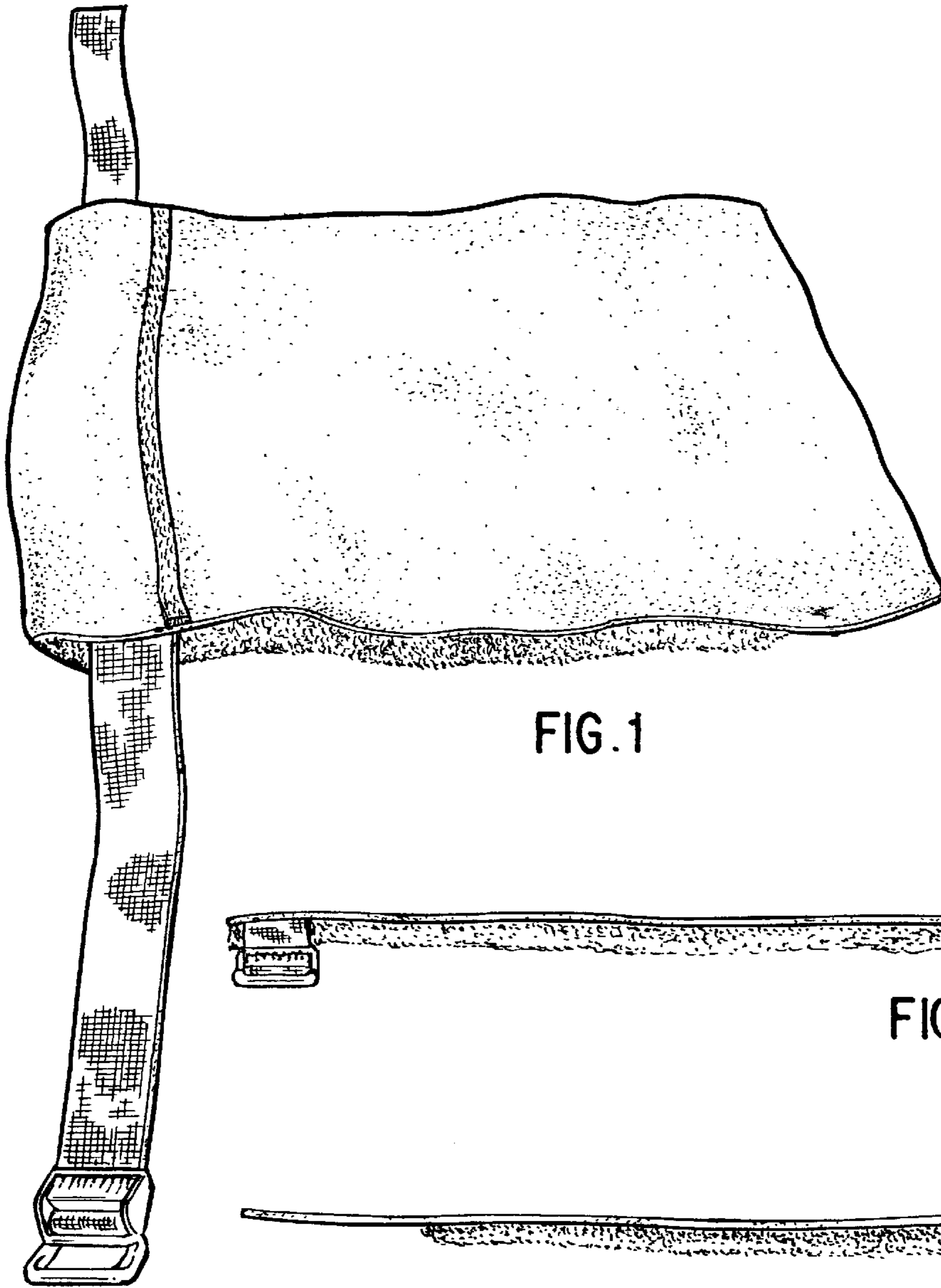


FIG. 1




FIG. 2




FIG. 3




FIG. 4




FIG. 5




FIG. 6

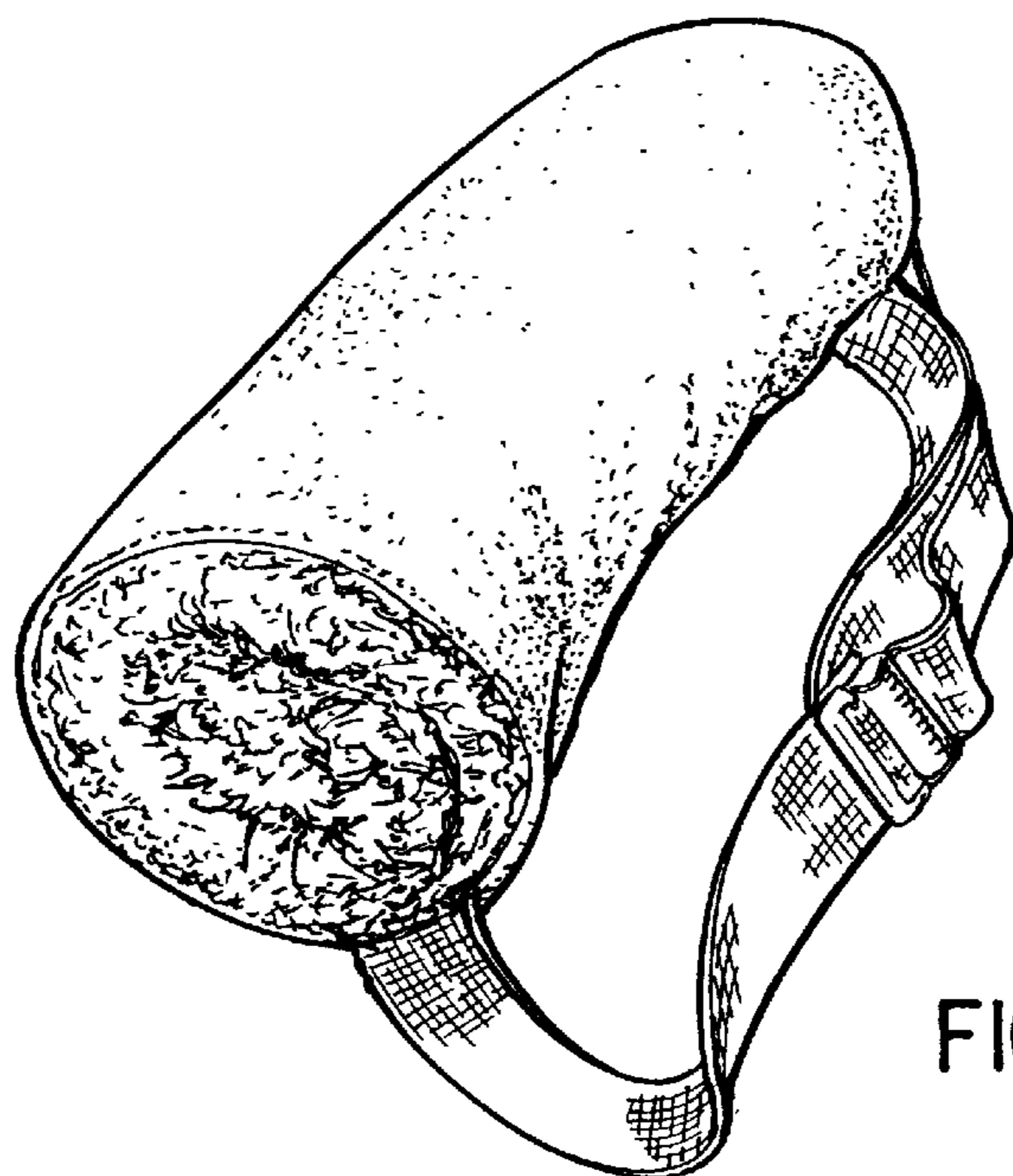


FIG. 7