



US00D468563S

(12) **United States Design Patent**  
**Briggs**

(10) **Patent No.:** **US D468,563 S**

(45) **Date of Patent:** **\*\* Jan. 14, 2003**

(54) **ADJUSTABLE FURNITURE SUPPORT**

D178,425 S \* 7/1956 Pollard et al. .... D6/349  
D184,500 S \* 2/1959 White ..... D6/483

(76) Inventor: **David Lloyd Briggs, Waltrip (DE)**

\* cited by examiner

(\*\*) Term: **14 Years**

*Primary Examiner*—Janice E. Seeger

(21) Appl. No.: **29/137,717**

(22) Filed: **Feb. 28, 2001**

(57) **CLAIM**

(51) **LOC (7) Cl.** ..... **06-06**

(52) **U.S. Cl.** ..... **D6/496; D6/499; D6/362**

(58) **Field of Search** ..... D6/480–489, 495–499,  
D6/429–431, 462, 349, 362; 108/150, 153.1,  
156, 157.1, 161, 144.11, 147.18; 248/188,  
188.1, 188.7, 188.8, 188.9, 431, 432, 125.8;  
211/181.1

The ornamental design for an adjustable furniture support,  
as shown and described.

**DESCRIPTION**

(56) **References Cited**

**U.S. PATENT DOCUMENTS**

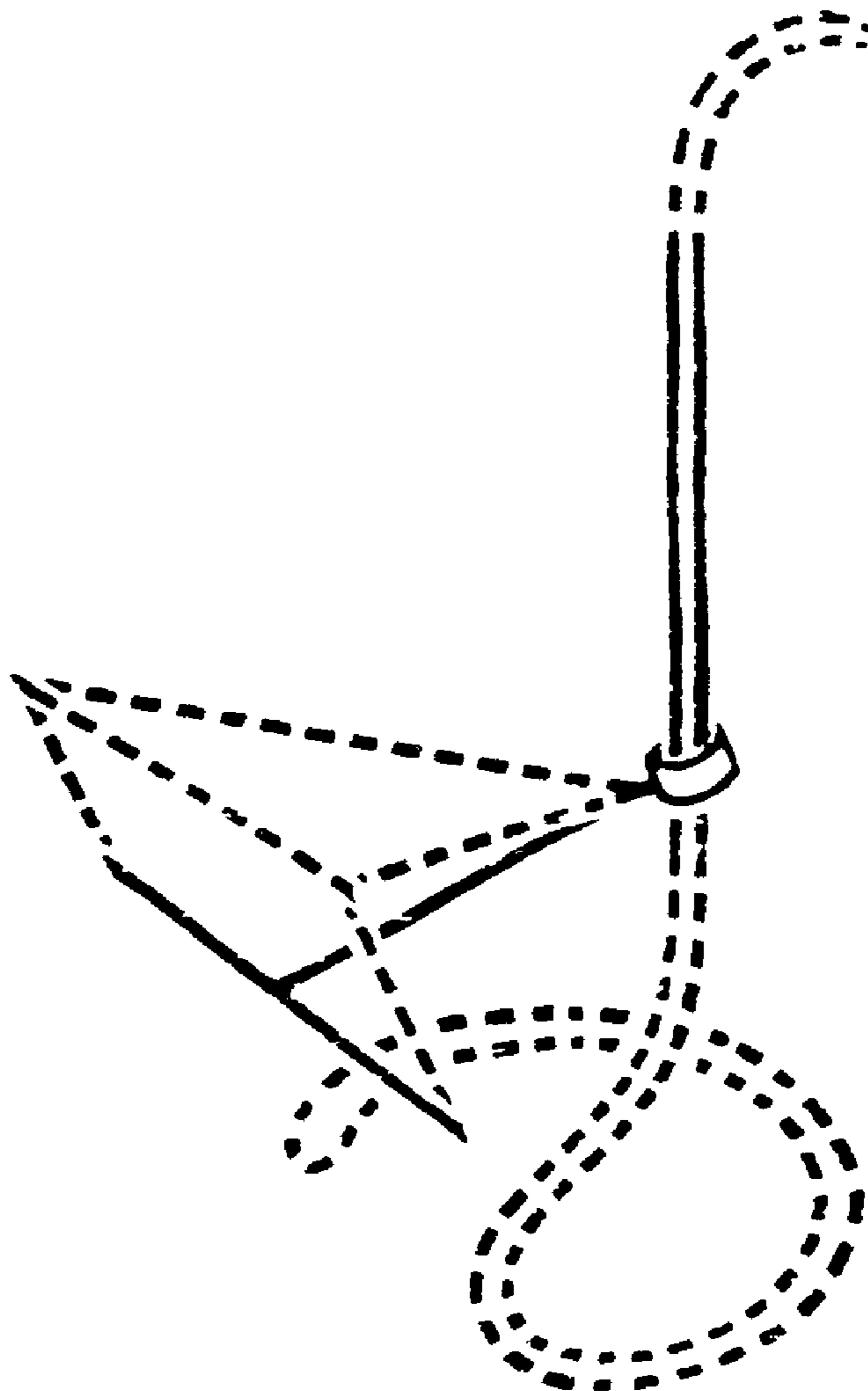
2,710,733 A \* 6/1955 Phillips ..... 248/431

FIG. 1 is a perspective view of an adjustable furniture support, showing my new design; and,

FIG. 2 is a perspective view in an alternate position.

The surfaces or portions of the article not shown in the drawings or described in the specification form no part of the claimed design.

**1 Claim, 1 Drawing Sheet**



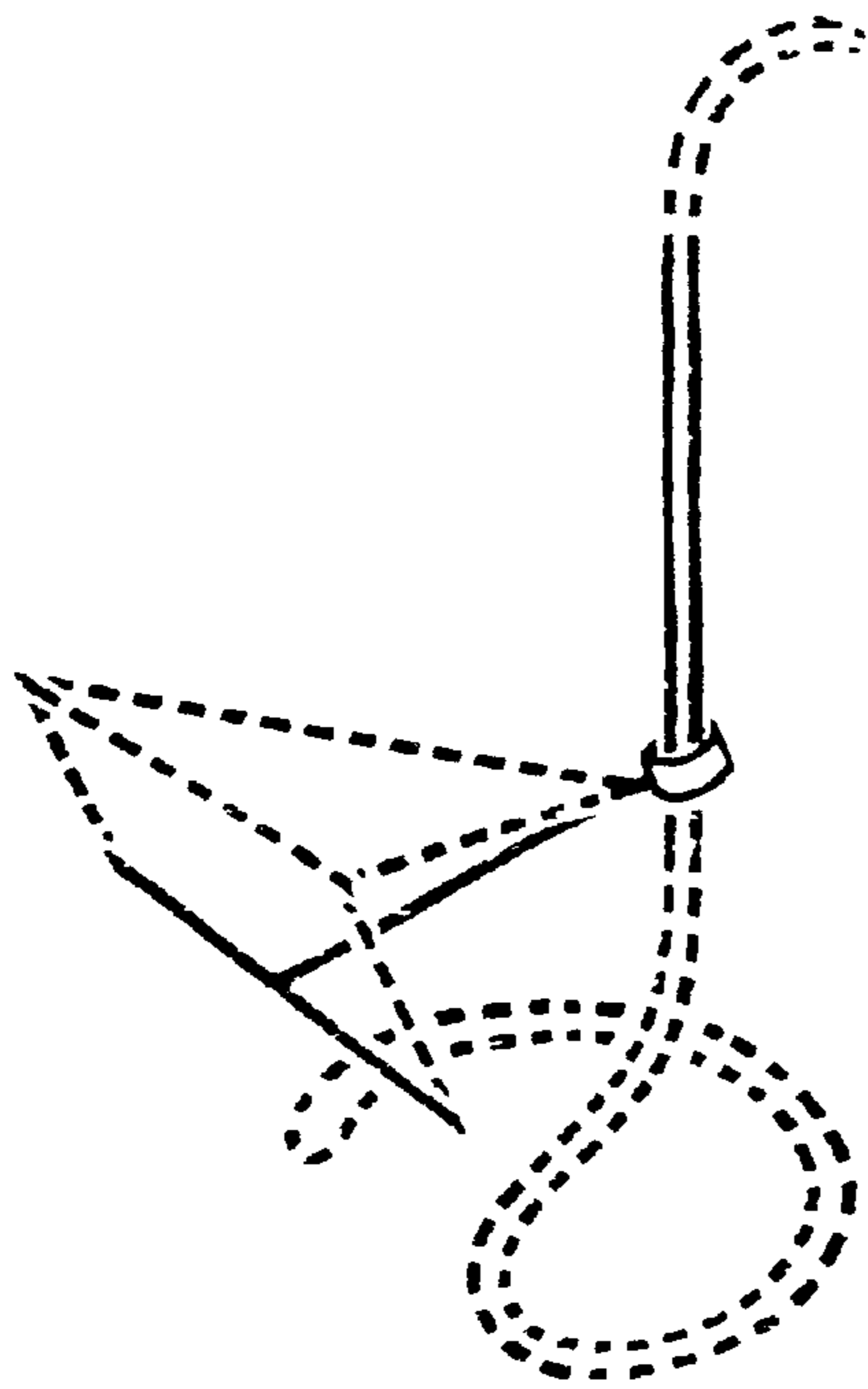


FIG. 1

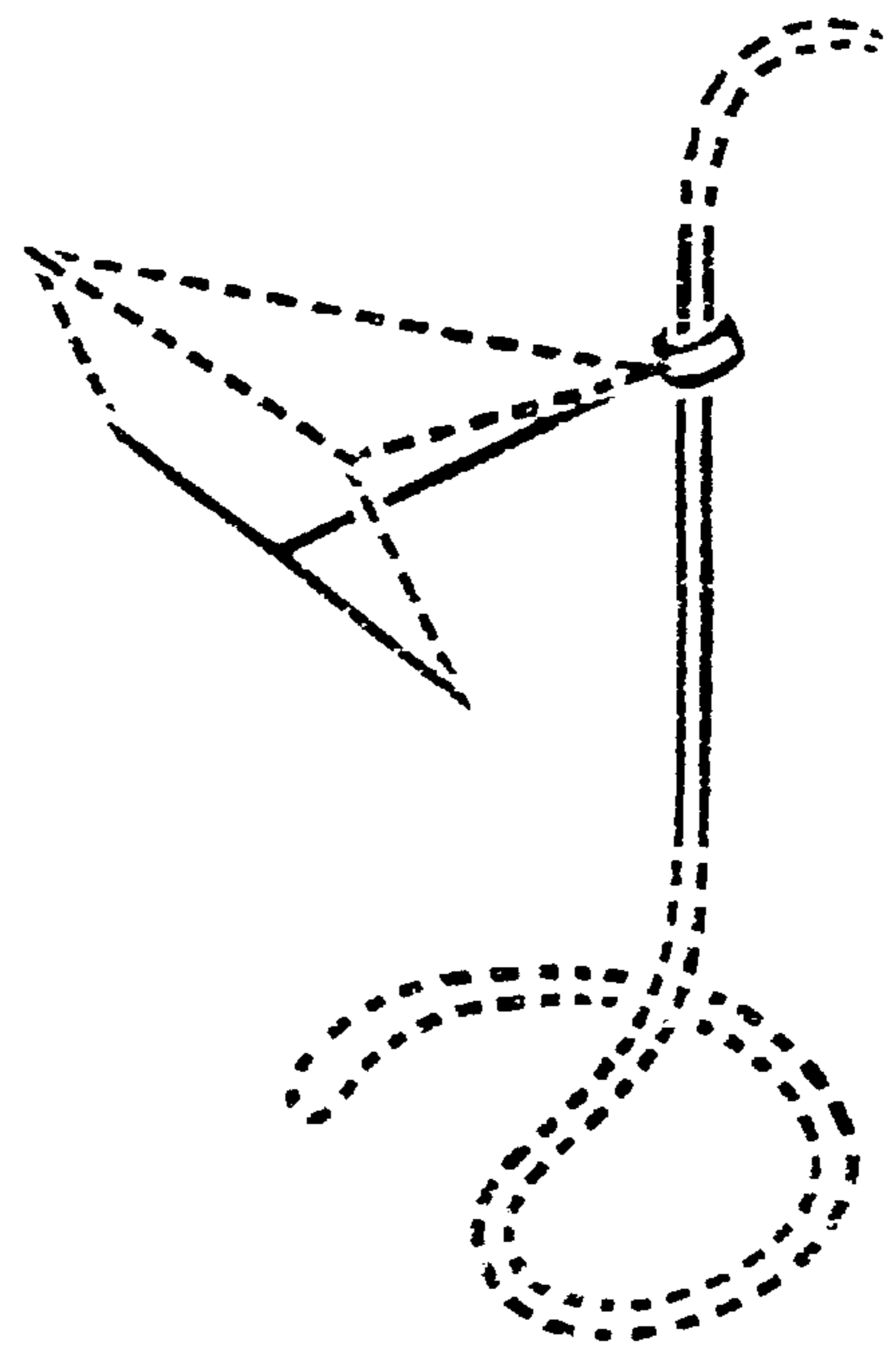


FIG. 2