



US00D468553S

(12) **United States Design Patent**
Nunes

(10) **Patent No.:** **US D468,553 S**

(45) **Date of Patent:** **** Jan. 14, 2003**

(54) **PLANT HOLDER**

(75) Inventor: **Brendon Nunes, Ajax (CA)**

(73) Assignee: **Trintec Industries, Inc., Ajax (CA)**

(**) Term: **14 Years**

(21) Appl. No.: **29/160,369**

(22) Filed: **May 10, 2002**

(51) **LOC (7) Cl.** **06-99**

(52) **U.S. Cl.** **D6/403**

(58) **Field of Search** D6/403, 404, 405,
D6/556-558; D7/403, 704; D11/143, 144,
148, 152, 153, 154; 47/39, 41.01, 44, 47,
65.5, 67; 206/423; 211/85.23, 85.31, 106;
248/27.8, 127

(56) **References Cited**

U.S. PATENT DOCUMENTS

D25,474 S	*	5/1896	Wojidkow	D7/403
D36,972 S	*	6/1904	Rohlfs	D7/403
D75,786 S	*	7/1928	Fox	D6/556
D76,825 S	*	11/1928	Scott et al.	D6/405
D85,669 S	*	12/1931	Scott et al.	D6/557
D87,361 S	*	7/1932	Scott et al.	D6/403
D88,582 S	*	12/1932	Scott et al.	D6/403

D132,055 S	*	4/1942	Planeta	D6/404
D279,641 S	*	7/1985	Elliott	D6/556
D450,225 S	*	11/2001	Walters-Dowding et al.		D7/704

* cited by examiner

Primary Examiner—Doris V. Coles

Assistant Examiner—Mimosa De

(74) *Attorney, Agent, or Firm*—Bereskin and Parr

(57) **CLAIM**

The ornamental design for a plant holder, as described and shown.

DESCRIPTION

FIG. 1 is a perspective view from the front and one side of the plant holder;

FIG. 2 is a front elevation view of the plant holder of FIG. 1;

FIG. 3 is a rear elevation view of the plant holder of FIG. 1;

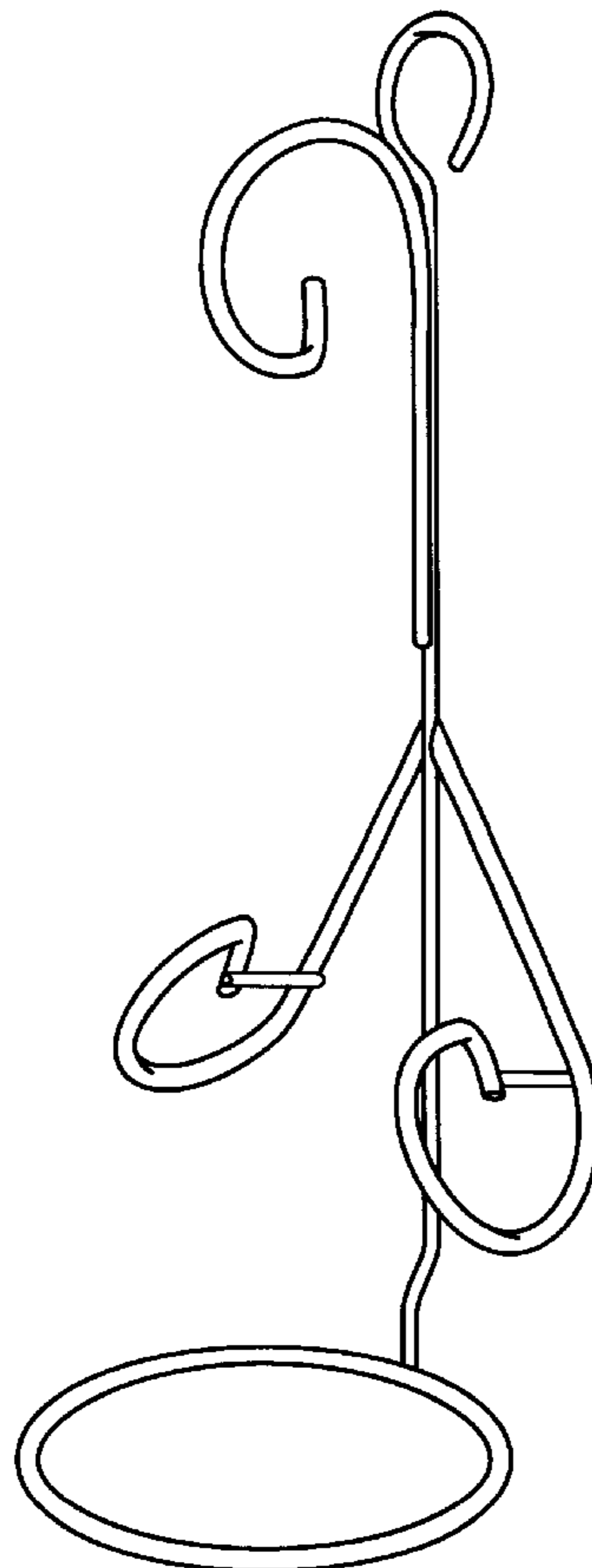
FIG. 4 is a side elevation view of the plant holder of FIG. 1;

FIG. 5 is a top plan view of the plant holder of FIG. 1; and,

FIG. 6 is a perspective view showing a use of the plant holder of FIG. 1.

The broken line showing of environment in FIG. 6 is illustrative purposes only and forms no part of the claimed design.

1 Claim, 6 Drawing Sheets



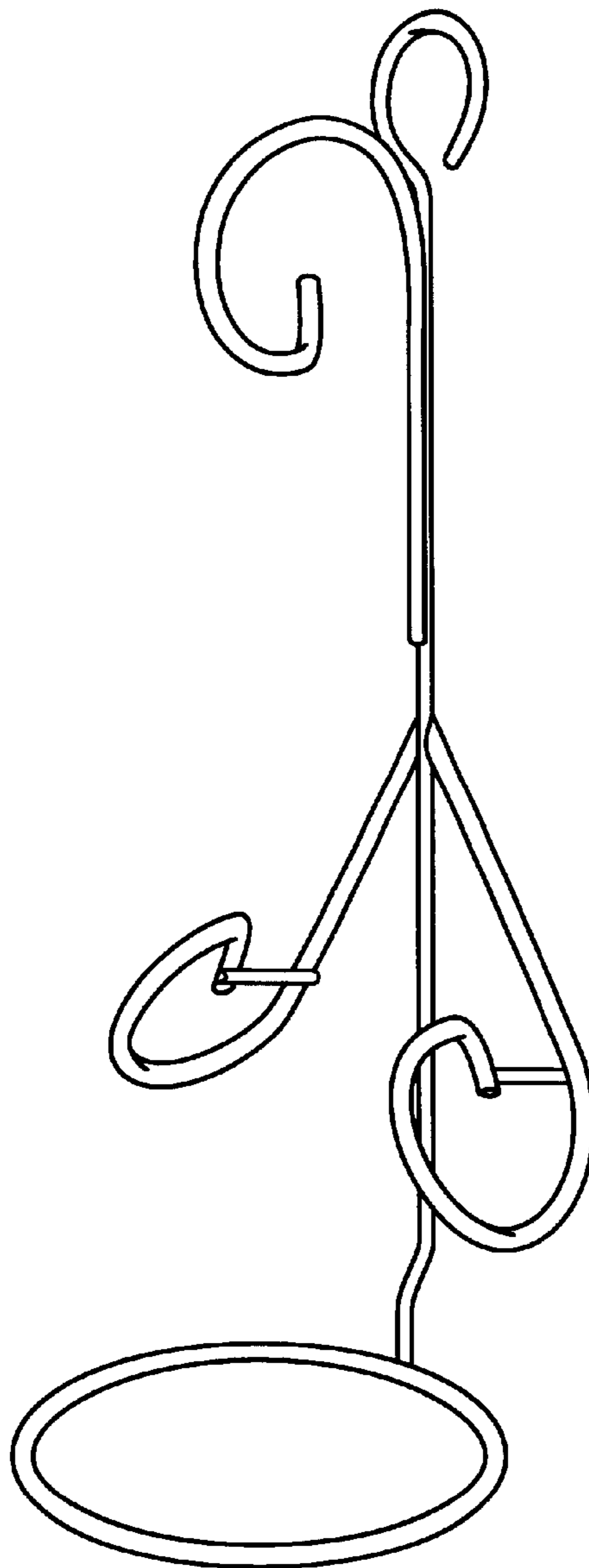


FIG. 1

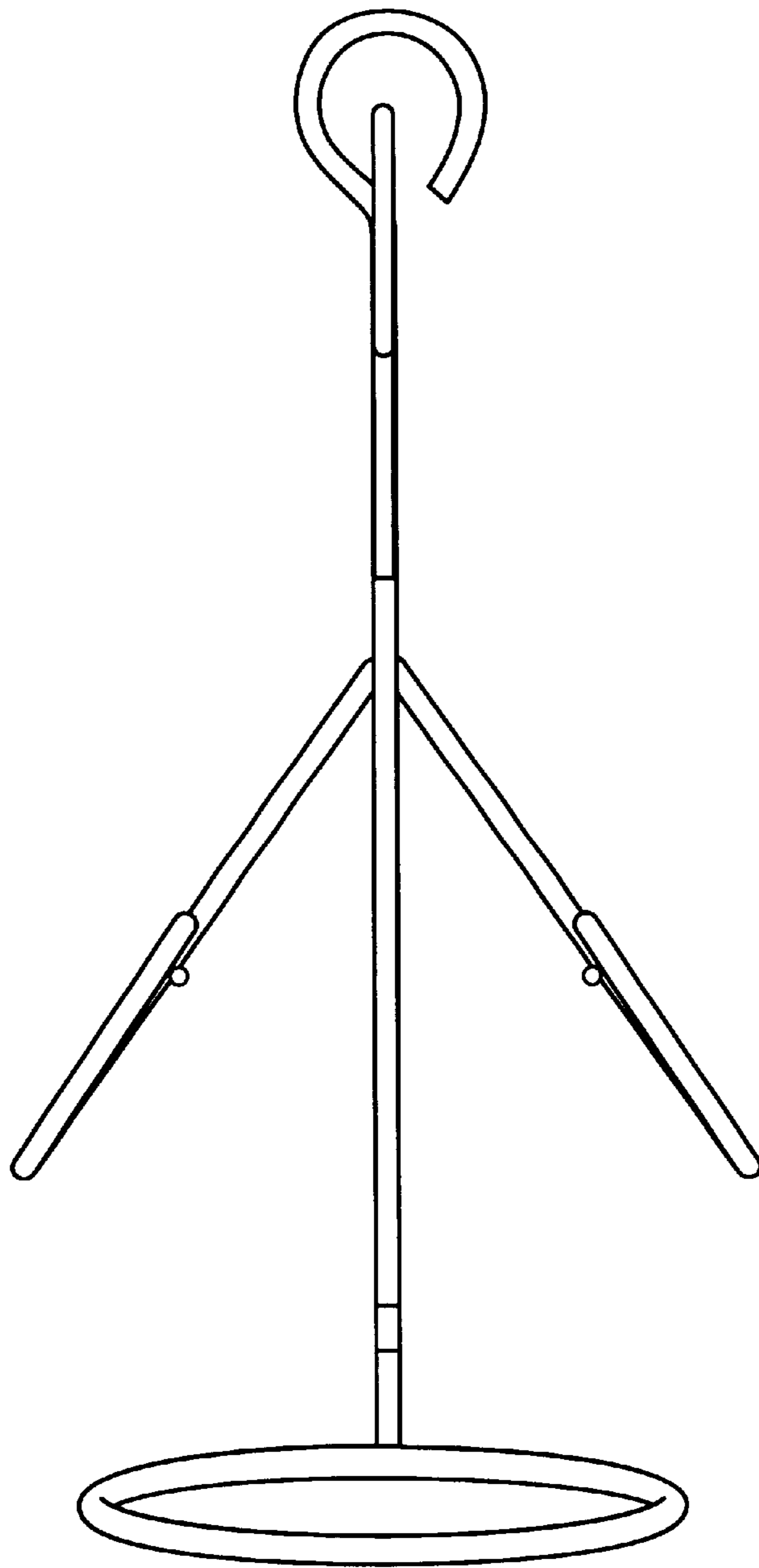


FIG. 2

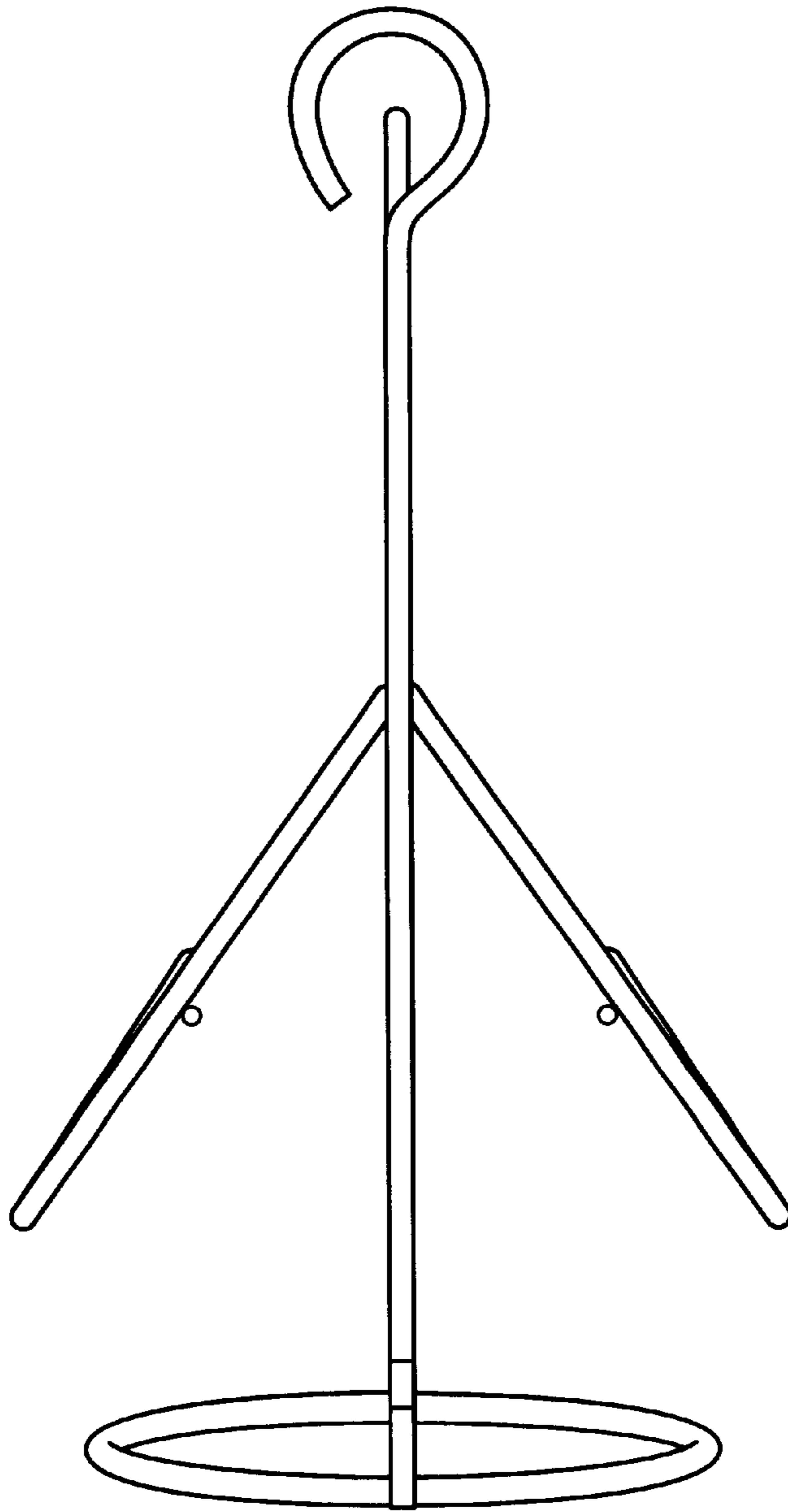


FIG. 3




FIG. 4




FIG. 5

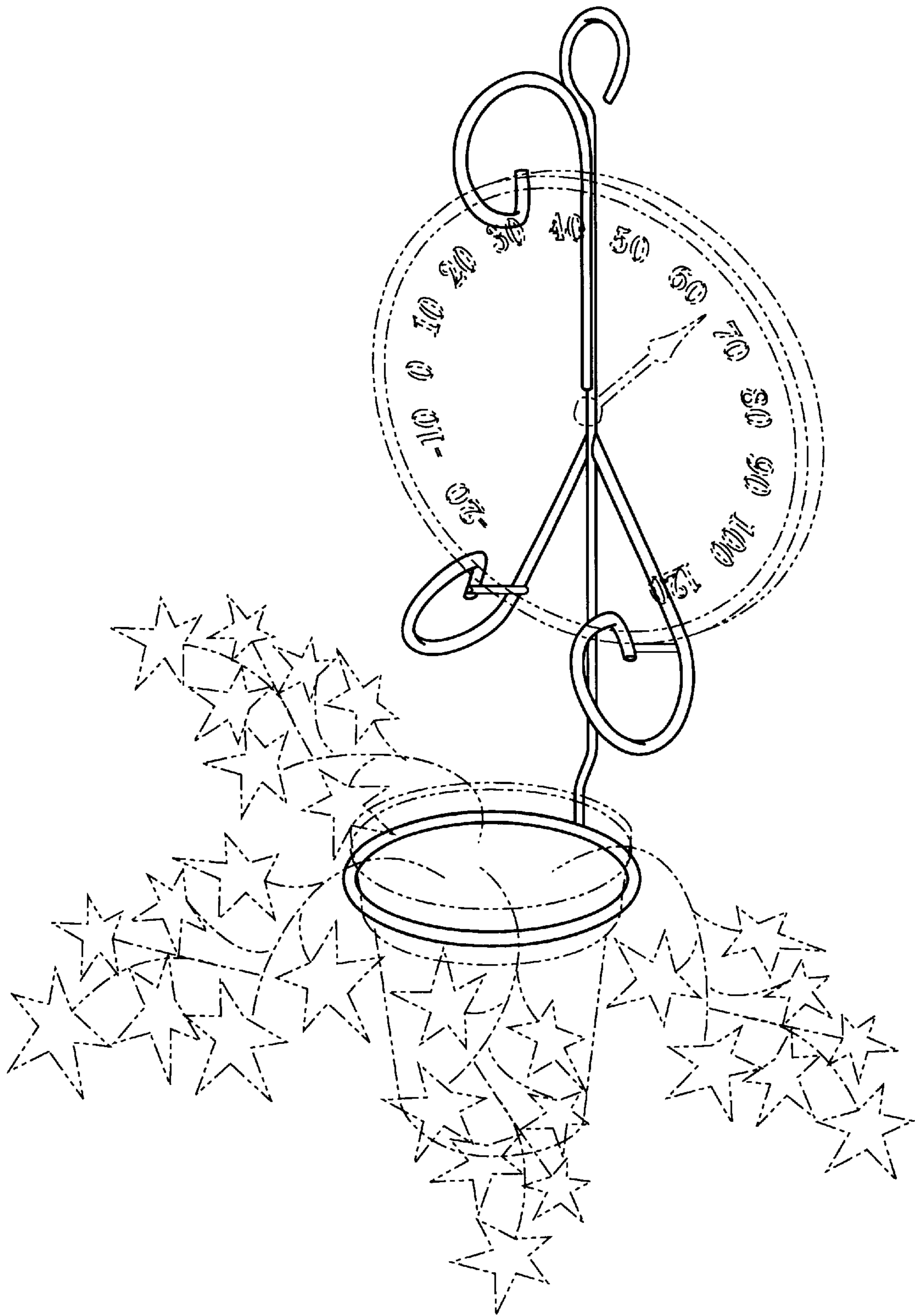


FIG. 6