



US00D468550S

(12) **United States Design Patent**  
**Pappas**

(10) **Patent No.:** **US D468,550 S**

(45) **Date of Patent:** **\*\* Jan. 14, 2003**

(54) **BENCH**

(76) **Inventor:** **Mark Pappas**, P.O. Box 2458, Rancho Mirage, CA (US) 92270-1087

(\*\*) **Term:** **14 Years**

(21) **Appl. No.:** **29/157,112**

(22) **Filed:** **Mar. 14, 2002**

(51) **LOC (7) Cl.** ..... **06-01**

(52) **U.S. Cl.** ..... **D6/381**

(58) **Field of Search** ..... D6/334, 335, 370, D6/374, 375, 376, 379, 380, 381, 492, 495, 500-502; 297/232, 411.2, 411.45, 445.1, 452.12, 452.18, 452.19, 452.63

(56) **References Cited**

**U.S. PATENT DOCUMENTS**

118,802	A	*	9/1871	Hawkes	.....	297/452.63
D216,115	S	*	11/1969	Suzuki	.....	D6/370
D217,910	S	*	6/1970	Harman	.....	D6/492
D294,782	S	*	3/1988	Balderi	.....	D6/381
D341,267	S	*	11/1993	Caldwell	.....	D6/381
D345,261	S	*	3/1994	Chen	.....	D6/376
D376,271	S	*	12/1996	Skalka	.....	D6/370
D376,937	S	*	12/1996	Skalka	.....	D6/492
D384,512	S	*	10/1997	Skalka	.....	D6/370
D386,012	S	*	11/1997	Skalka	.....	D6/370
D419,341	S	*	1/2000	Chipman	.....	D6/492

**OTHER PUBLICATIONS**

<http://www.forms-surfaces.com> "Vacante Bench", printed May 3, 2002.

<http://www.landscapeforms.com> "Petoskey", printed May 3, 2002.

<http://www.timberform.com> "TimberForm Palomar", Printed May 3, 2002.

\* cited by examiner

*Primary Examiner*—Doris V. Coles

*Assistant Examiner*—Mimosa De

(74) *Attorney, Agent, or Firm*—Thomas M. Freiburger

(57) **CLAIM**

The ornamental design for a bench, substantially as shown and described.

**DESCRIPTION**

FIG. 1 is a frontal perspective view showing a bench according to my new design;

FIG. 2 is a right side view thereof, the left side view being identical;

FIG. 3 is a top plan view thereof;

FIG. 4 is a front elevation view thereof;

FIG. 5 is a bottom plan view thereof;

FIG. 6 is a back elevation view thereof;

FIG. 7 is a frontal perspective view showing a second embodiment of a bench according to my new design, this embodiment being without armrests. The broken lines shown on the bench are for environment purposes only and form no part of the claimed design.

FIG. 8 is a right side view thereof, the left side view being identical;



FIG. 9 is a top plan view thereof;

FIG. 10 is a front elevation view thereof;

FIG. 11 is a bottom plan view thereof; and,

FIG. 12 is a back elevation view thereof.

**1 Claim, 4 Drawing Sheets**



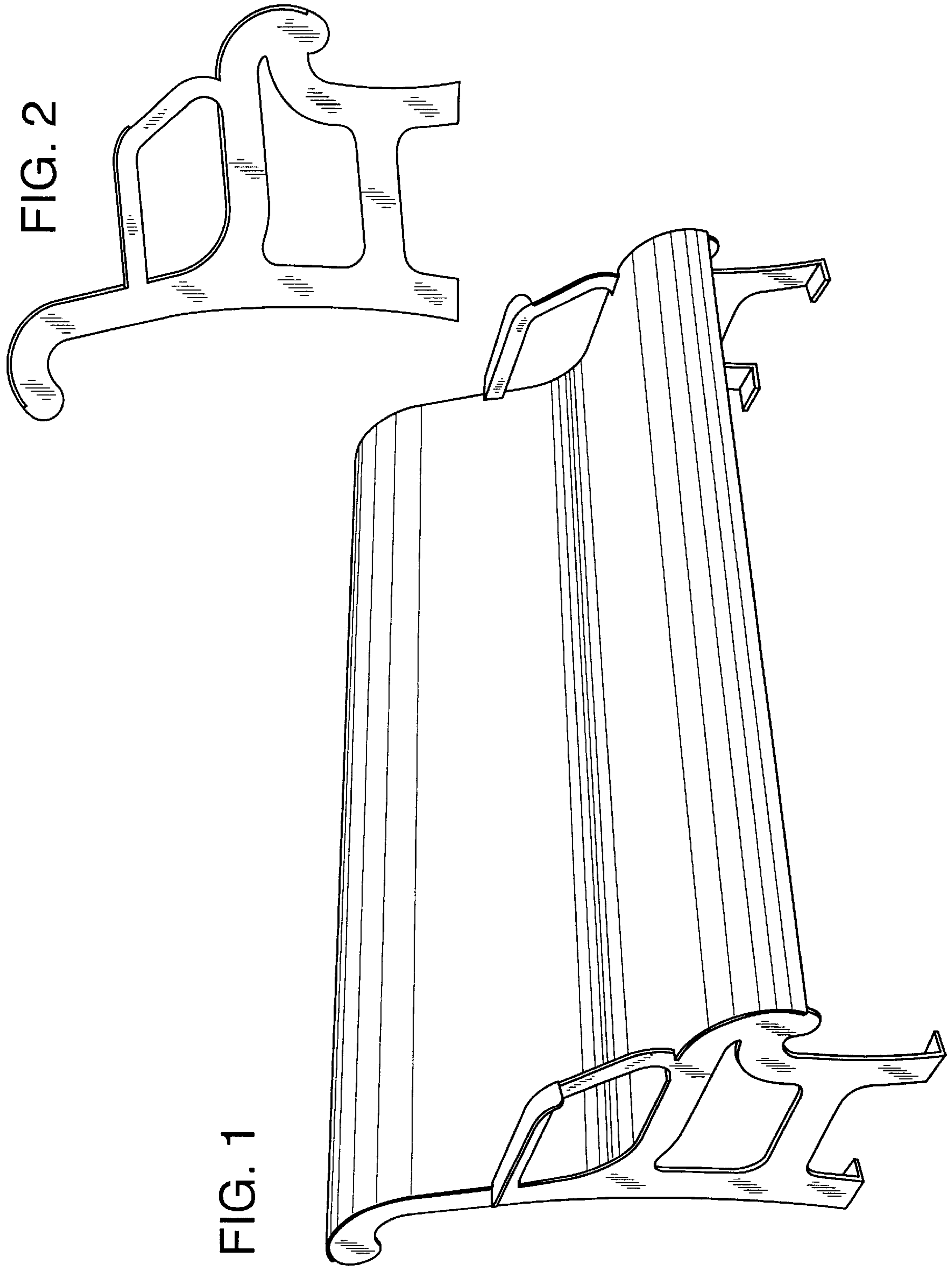


FIG. 2

FIG. 1

FIG. 3




FIG. 4




FIG. 5





FIG. 6



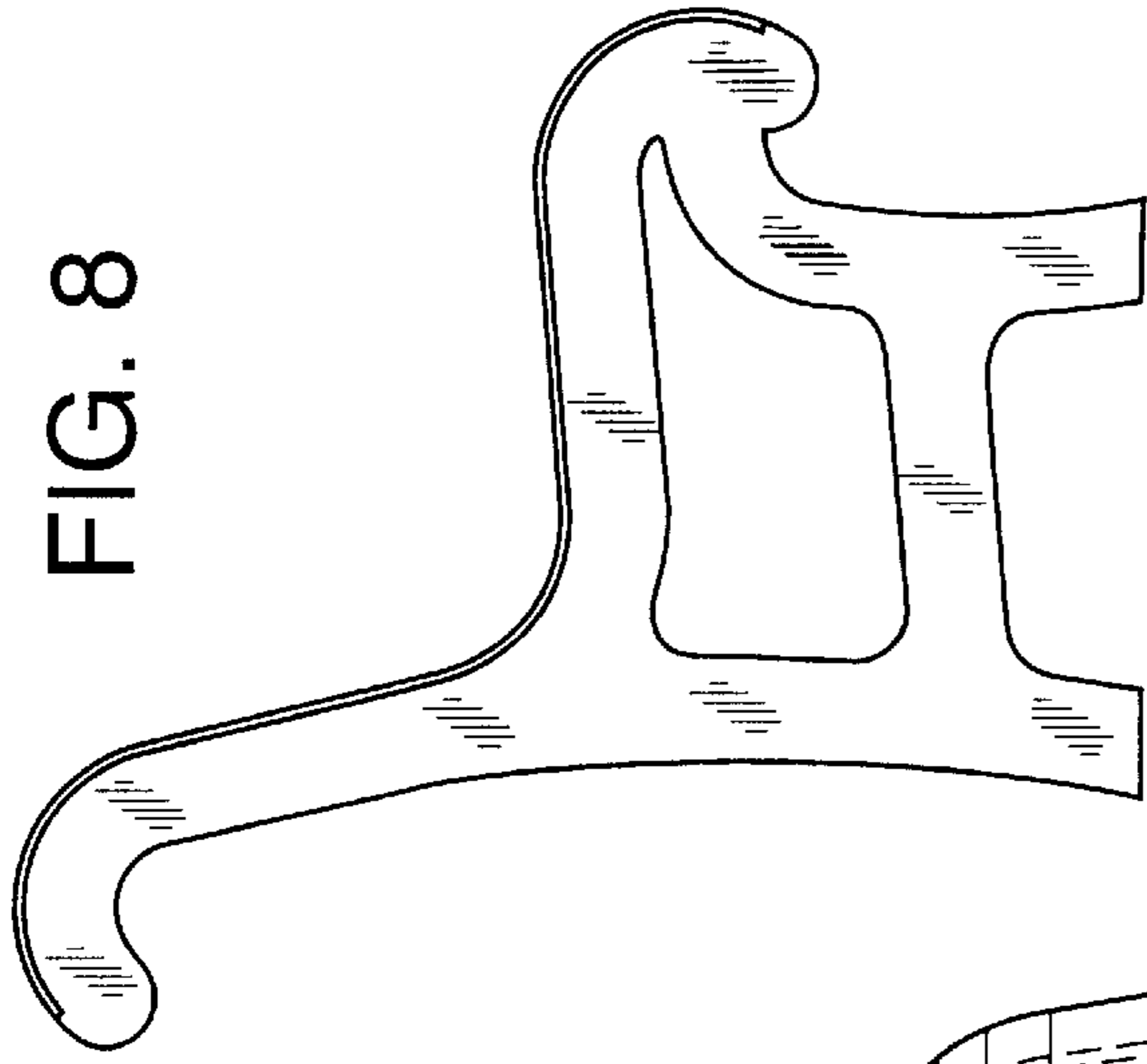


FIG. 8

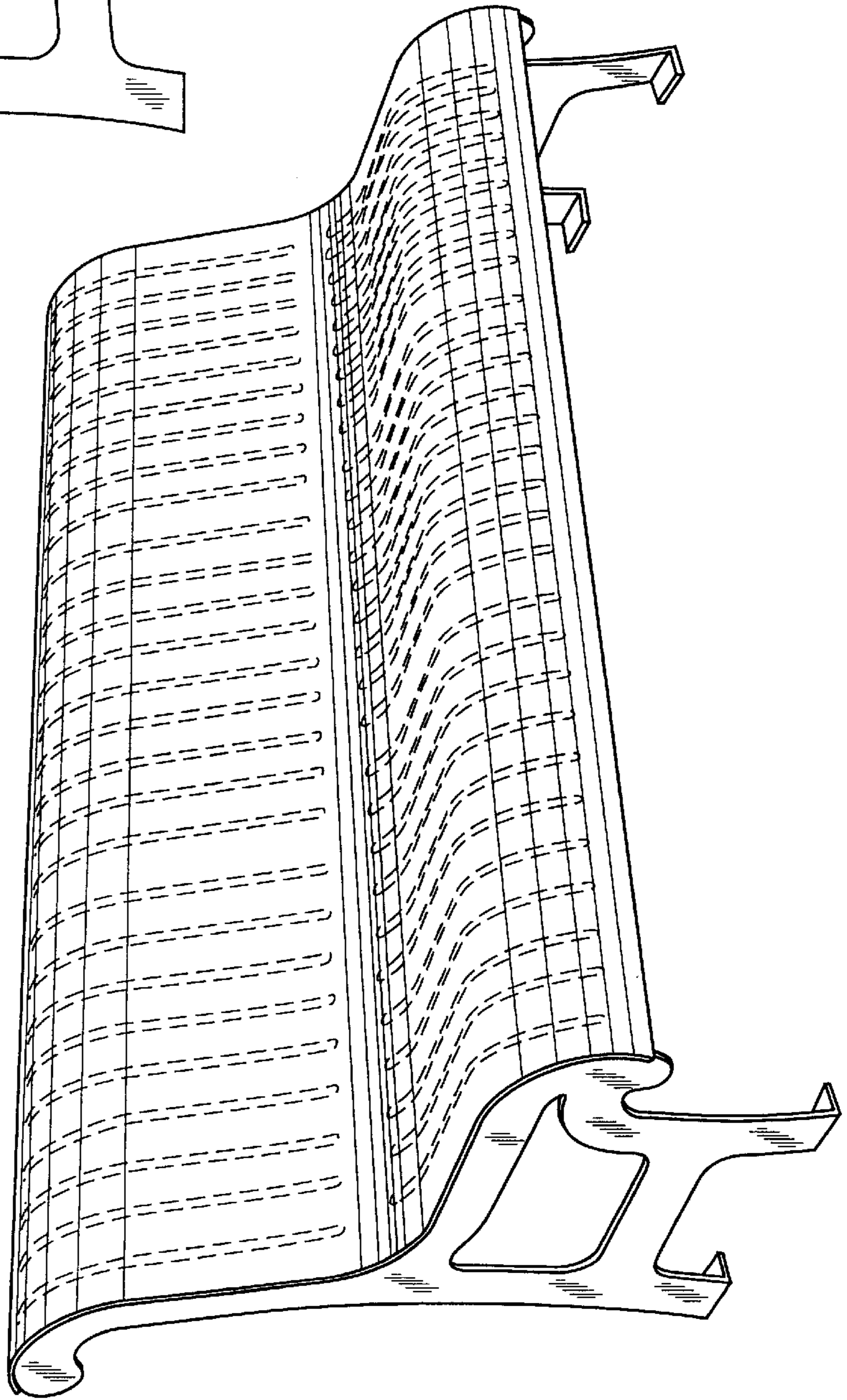


FIG. 7



FIG. 9

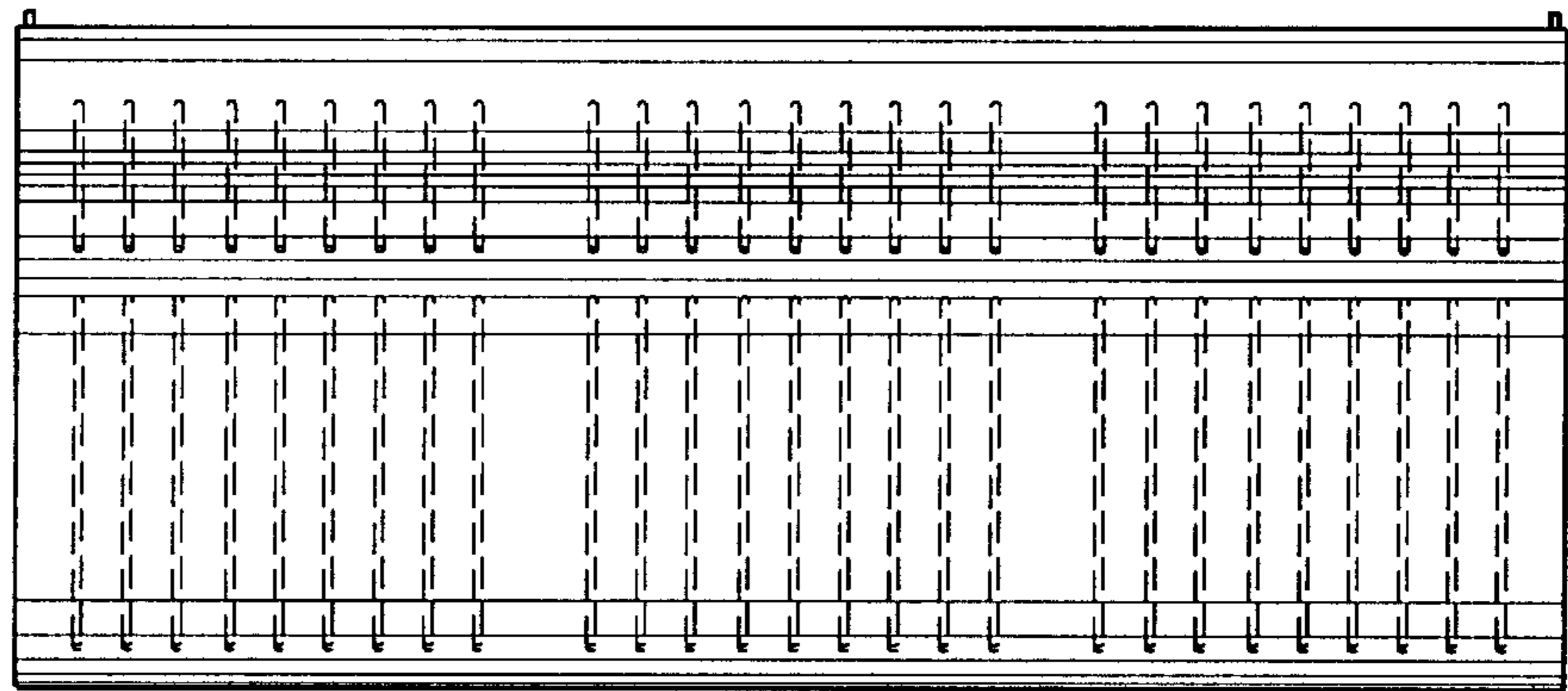


FIG. 10

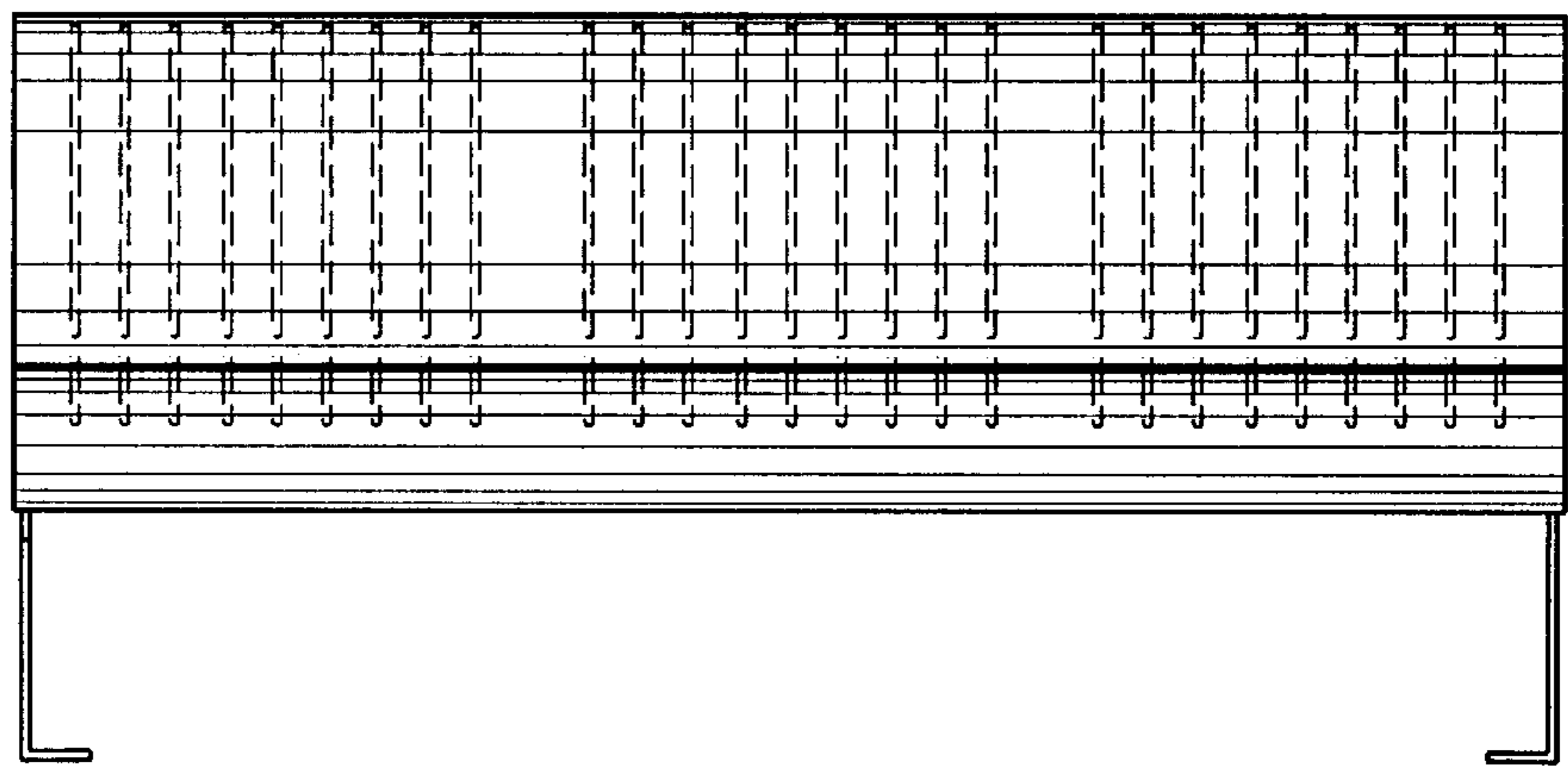


FIG. 11

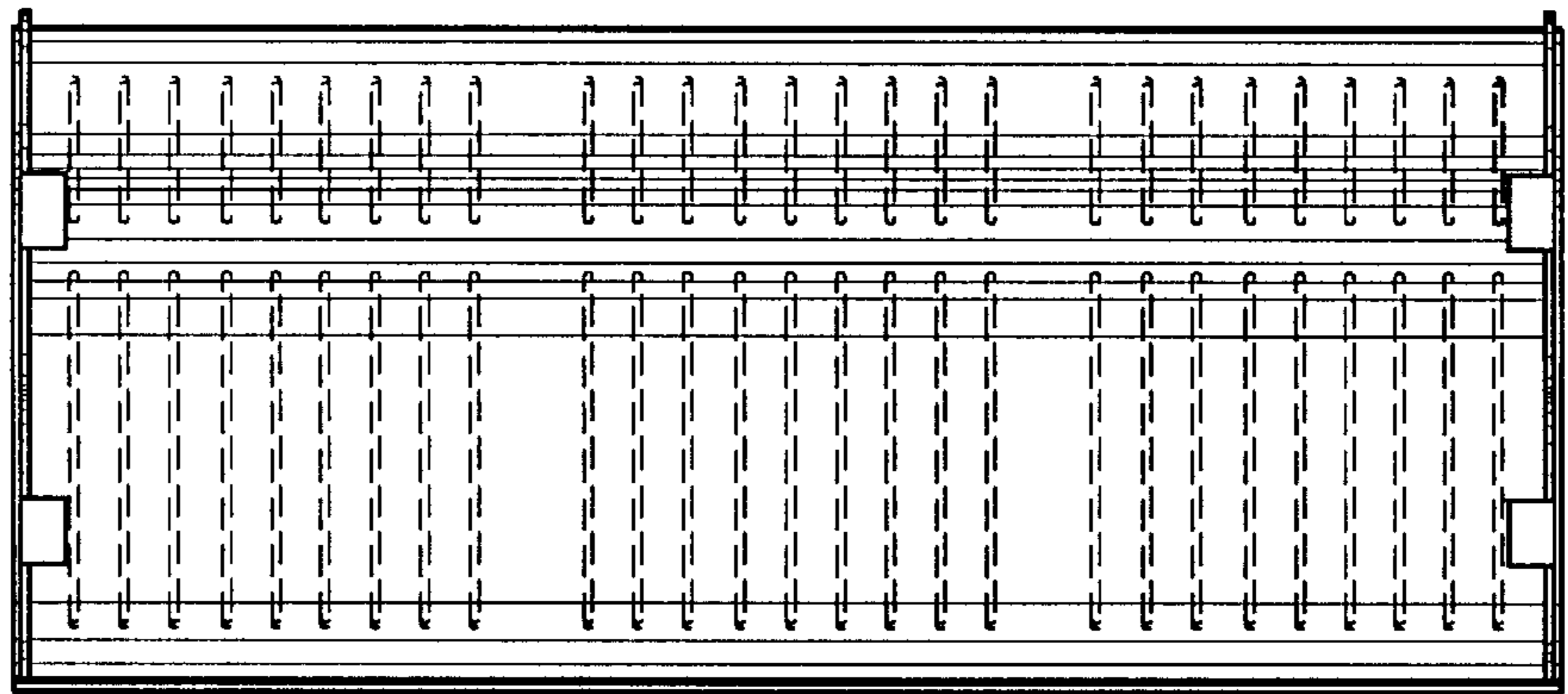


FIG. 12

