



US00D468544S

(12) **United States Design Patent**  
**Myers**

(10) **Patent No.:** **US D468,544 S**

(45) **Date of Patent:** **\*\* Jan. 14, 2003**

(54) **BOUNCER SEAT WITH TOY BAR**

(75) Inventor: **Peter J. Myers**, Wheaton, IL (US)

(73) Assignee: **Kolcraft Corporation**, Chicago, IL (US)

(\*\*) Term: **14 Years**

(21) Appl. No.: **29/160,506**

(22) Filed: **May 13, 2002**

D323,192 S	1/1992	Takahashi et al.	
5,187,826 A	2/1993	Mariol	
D336,785 S	* 6/1993	Matsuda .....	D6/344
5,352,145 A	10/1994	Raiffe et al.	
5,360,258 A	11/1994	Alivizatos	
5,370,570 A	12/1994	Harris	
5,451,095 A	9/1995	Riback	
5,509,721 A	4/1996	Huang	
D383,172 S	9/1997	Allegre	
5,672,088 A	9/1997	Chininis	
5,951,360 A	9/1999	Fearon et al.	
6,000,761 A	12/1999	Rocha	
D461,854 S	* 8/2002	Myers .....	D21/476

**Related U.S. Application Data**

(63) Continuation of application No. 29/145,108, filed on Jul. 16, 2001.

(51) **LOC (7) Cl.** ..... **06-01**

(52) **U.S. Cl.** ..... **D6/334; D6/372; D21/412; D21/476**

(58) **Field of Search** ..... **D21/467, 476, D21/412; D6/334, 344, 371, 372**

(56) **References Cited**

**U.S. PATENT DOCUMENTS**

442,629 A	12/1890	Lipscomb	
D131,079 S	* 1/1942	Anderson .....	D6/372
D137,437 S	* 3/1944	Driscoll .....	D6/344
D139,308 S	* 10/1944	Driscoll .....	D6/372
2,490,230 A	12/1949	Riegel	
D171,593 S	3/1954	Hagey	
3,014,307 A	12/1961	DuPuis	
D193,093 S	6/1962	Wiele	
D299,936 S	2/1989	Williams et al.	
4,865,380 A	9/1989	Heitzman-Powell et al.	

\* cited by examiner

*Primary Examiner*—Dominic Simone

(74) *Attorney, Agent, or Firm*—Marshall, Gerstein & Borun

(57) **CLAIM**

The ornamental design for a “bouncer seat with toy bar”, as shown and described.

**DESCRIPTION**

FIG. 1 is a left side perspective view of a “bouncer seat with toy bar;”

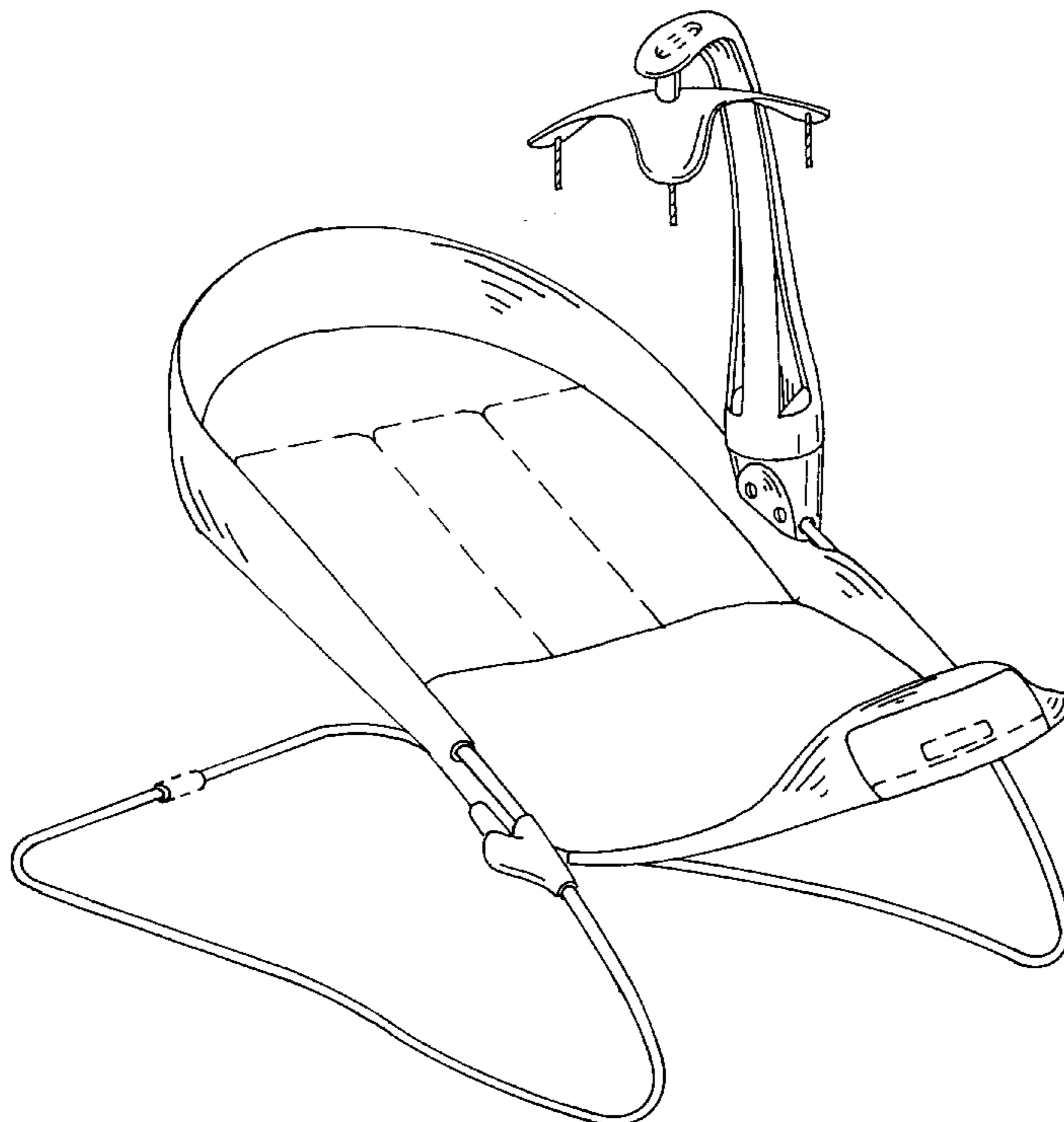
FIG. 2 is a front view of the “bouncer seat with toy bar” shown in FIG. 1;

FIG. 3 is a rear view of the “bouncer seat with toy bar” shown in FIG. 1;

FIG. 4 is a right-side view of the “bouncer seat with toy bar” shown in FIG. 1; and,

FIG. 5 is a left-side view of the “bouncer seat with toy bar” shown in FIG. 1.

**1 Claim, 5 Drawing Sheets**



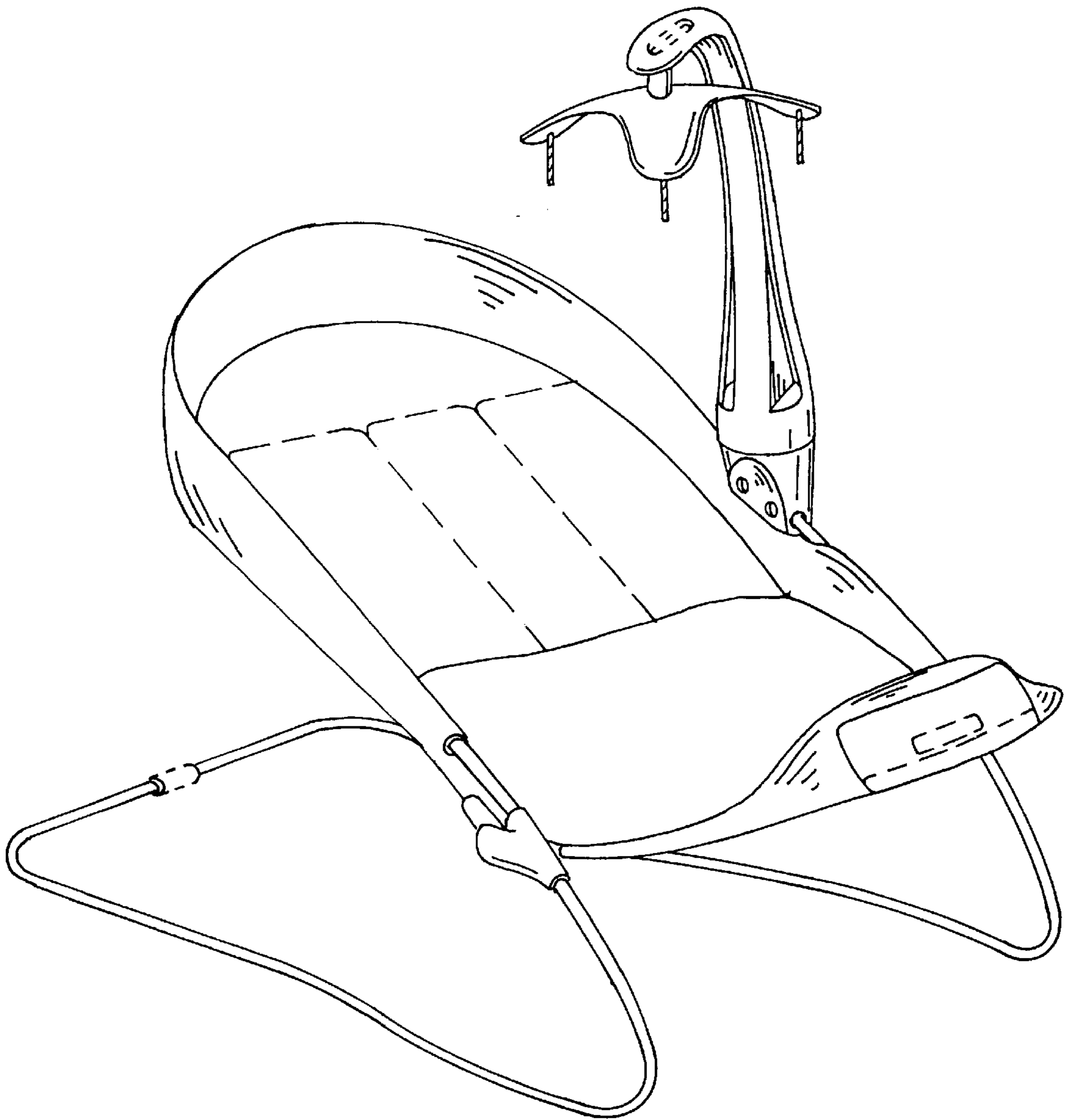


FIG. 1

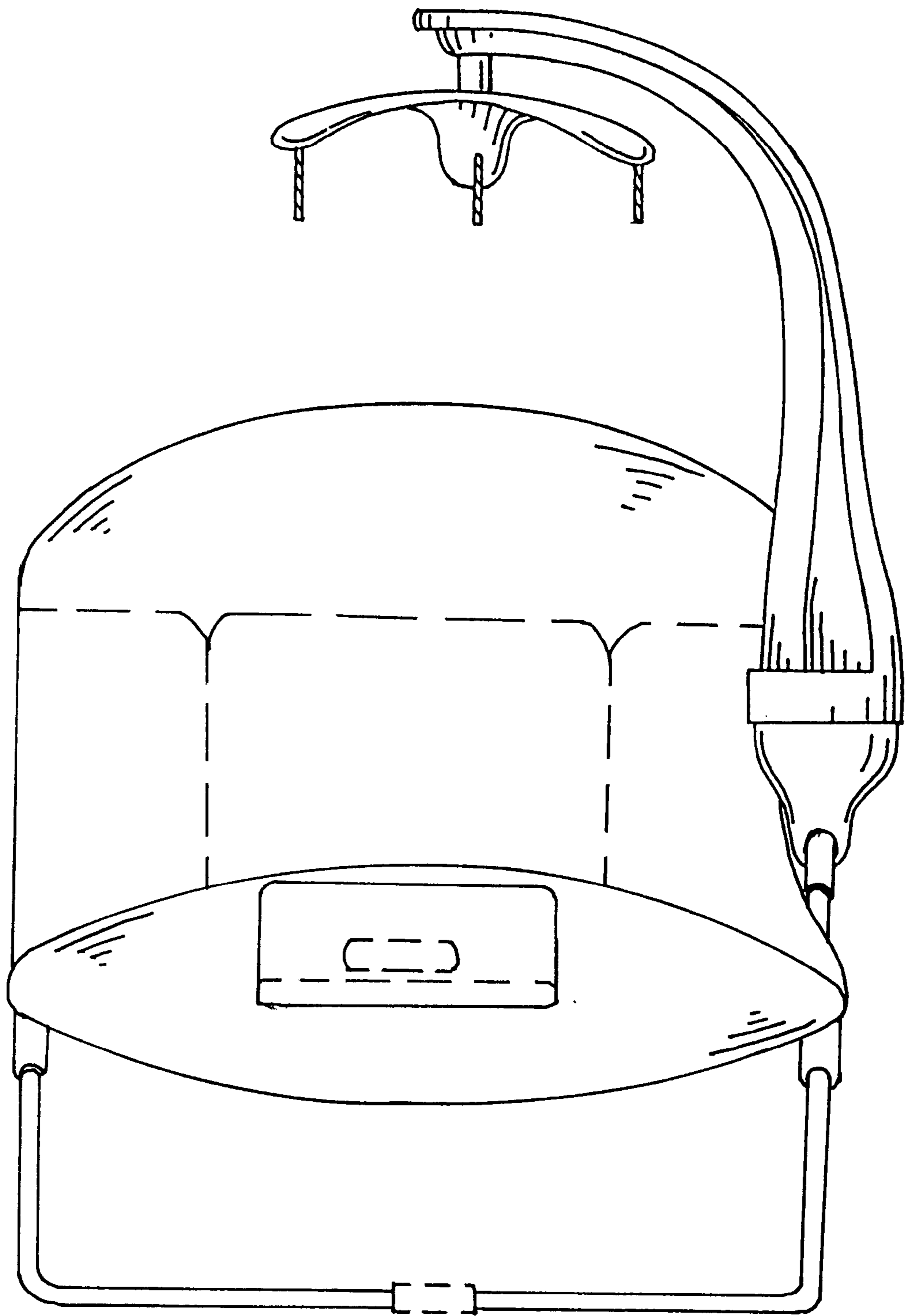


FIG. 2

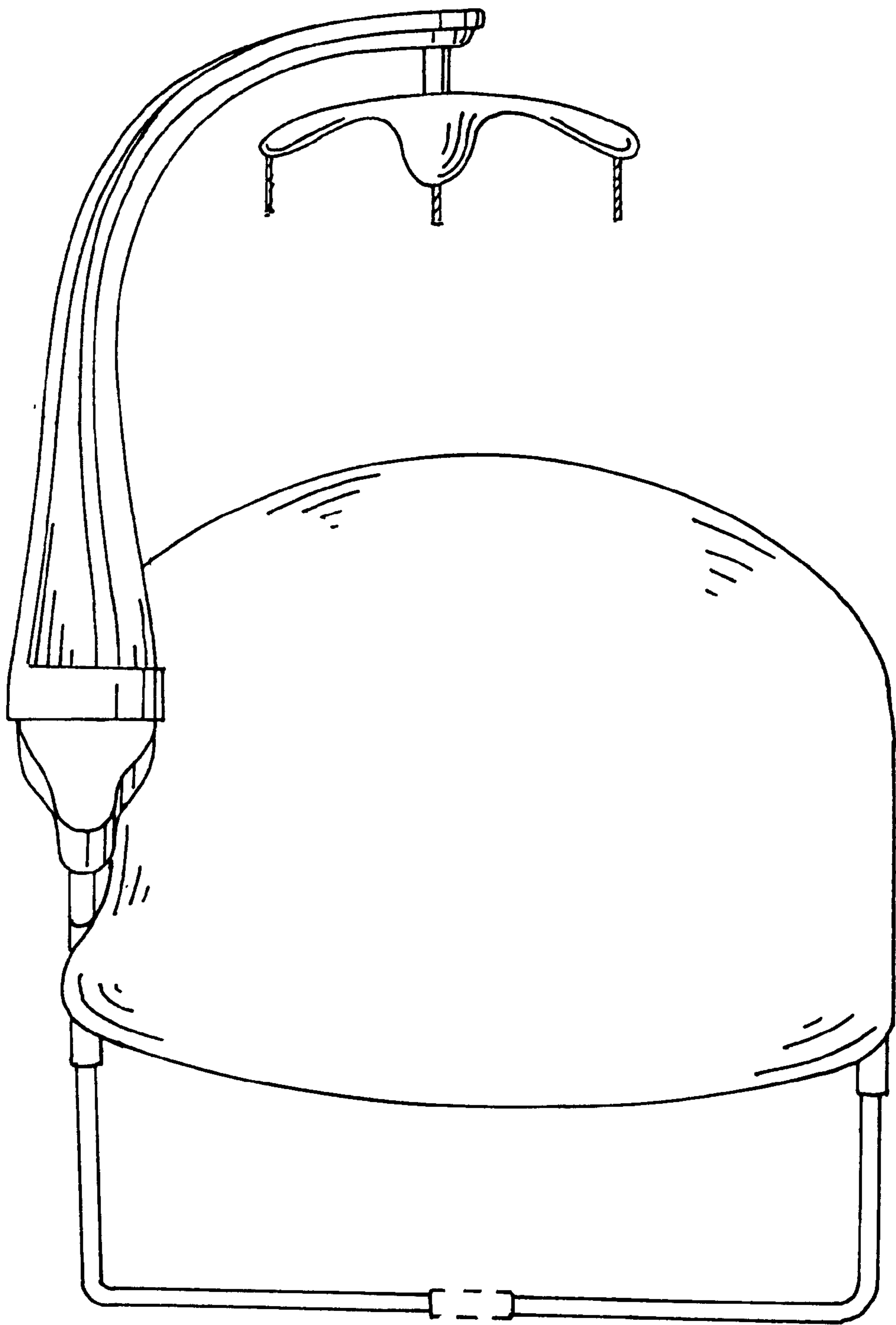


FIG. 3

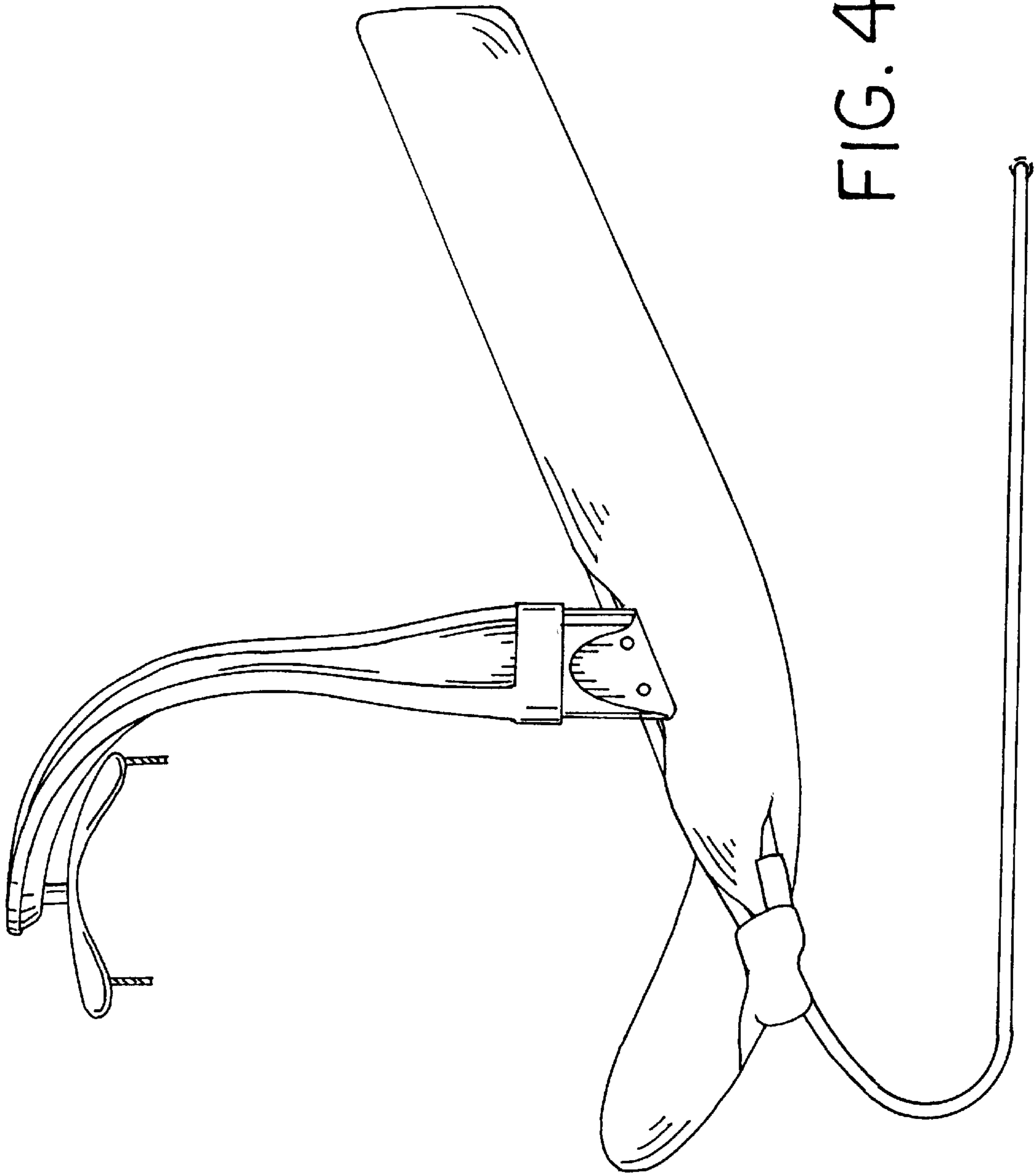


FIG. 4

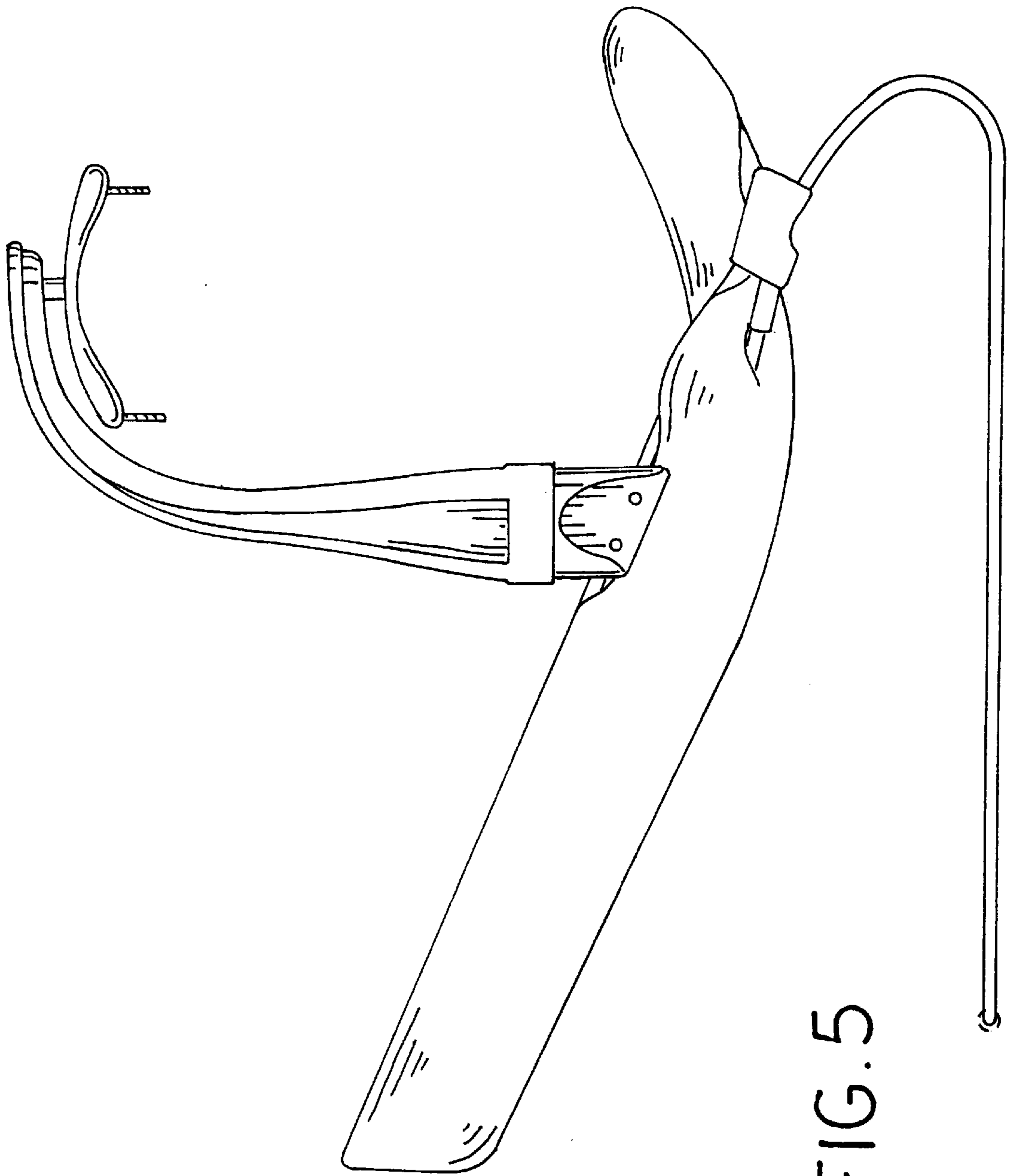


FIG. 5