



US00D468539S

(12) **United States Design Patent**
Petner

(10) **Patent No.:** **US D468,539 S**

(45) **Date of Patent:** **** Jan. 14, 2003**

(54) **TOILET BOWL BRUSH**

(75) **Inventor:** **Robert E. Petner**, Burlington, NJ (US)

(73) **Assignee:** **Quickie Manufacturing Corporation**,
Cinnaminson, NJ (US)

(**) **Term:** **14 Years**

(21) **Appl. No.:** **29/162,321**

(22) **Filed:** **Jun. 6, 2002**

(51) **LOC (7) Cl.** **04-01**

(52) **U.S. Cl.** **D4/119; D4/133**

(58) **Field of Search** D4/119, 120, 128,
D4/132, 133, 138; 15/106, 143.1, 159.1,
160, 164, 186, 187, DIG. 5

(56) **References Cited**

U.S. PATENT DOCUMENTS

5,994 A	*	1/1849	Aiken	
D266,035 S	*	9/1982	Thompson D4/128
D425,308 S	*	5/2000	Ancona et al. D4/128 X
D448,176 S	*	9/2001	Petner D4/119
D452,776 S	*	1/2002	Petner D4/138

FOREIGN PATENT DOCUMENTS

EP 0416314 * 3/1991 A47K/17/00

EP 0867143 * 9/1998 A47K/11/10
WO WO 00/10422 * 3/2000 A46B/1/00

* cited by examiner

Primary Examiner—Alan P. Douglas
Assistant Examiner—Lavone D. Tabor

(74) *Attorney, Agent, or Firm*—Stuart M. Goldstein

(57) **CLAIM**

The ornamental design for a toilet bowl brush, as shown and described.

DESCRIPTION

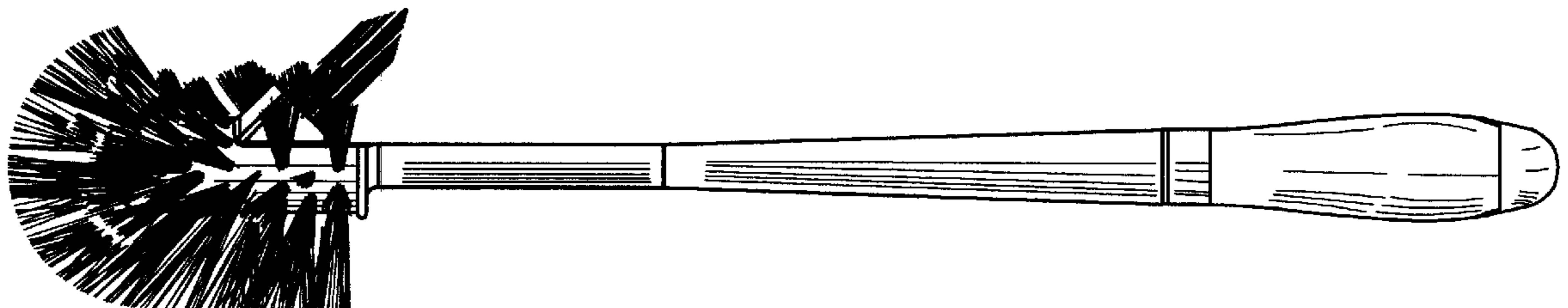
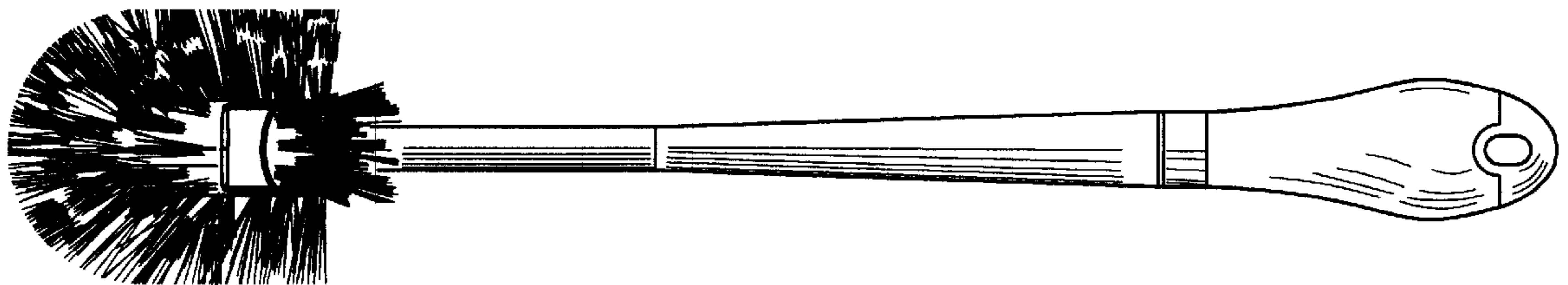
FIG. 1 is a top view of the design of the present invention. FIG. 2 is a bottom view of the design of the present invention.

FIG. 3 is a side view of the design of the present invention. FIG. 4 is the opposite side view of that which is shown in FIG. 3.

FIG. 5 is a rear view of the design of the present invention. FIG. 6 is a front view of the design of the present invention; and,

FIG. 7 is a perspective showing the top view design of the present invention.

1 Claim, 4 Drawing Sheets



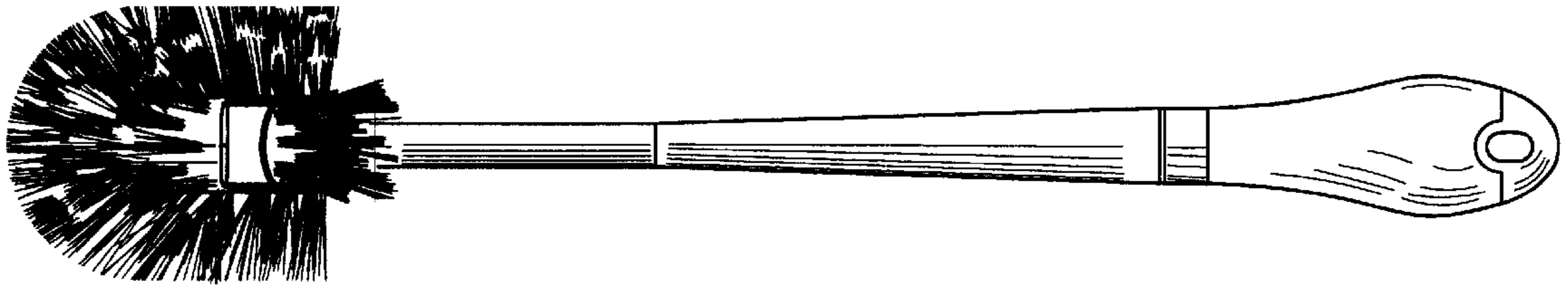


FIG. 1

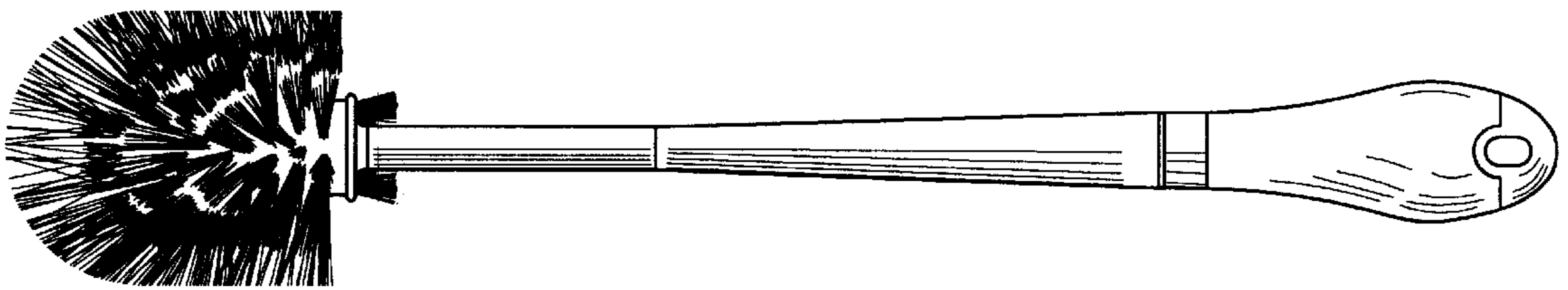


FIG. 2

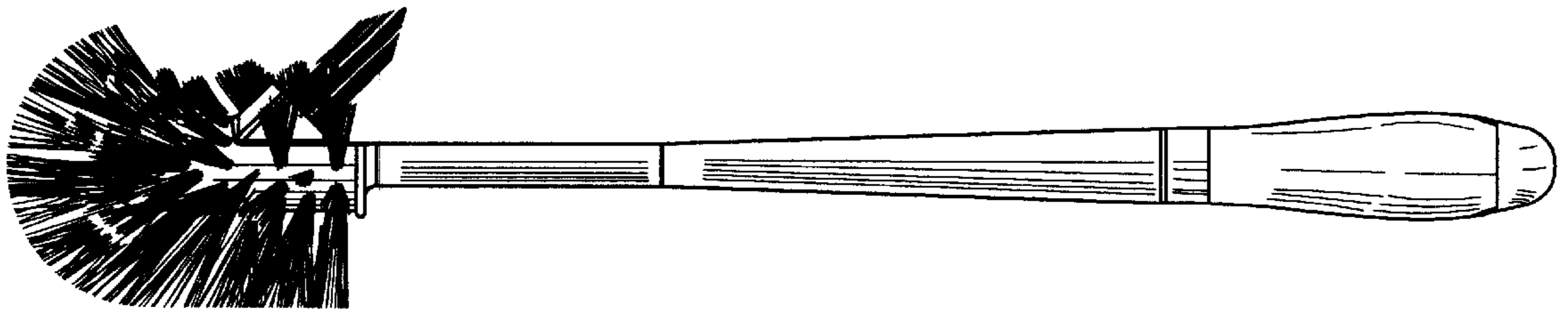


FIG. 3

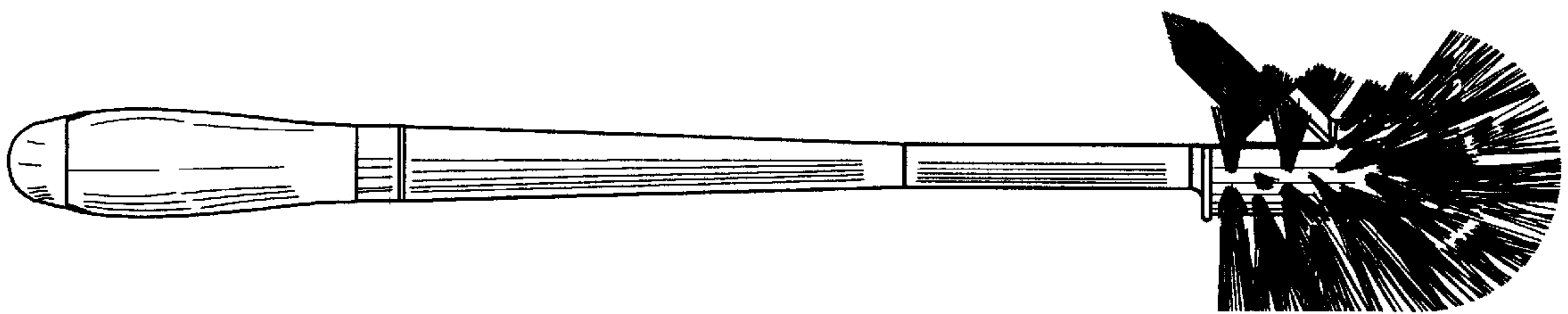


FIG. 4




FIG. 5




FIG. 6



FIG. 7