



US00D468523S

(12) **United States Design Patent**
Steger

(10) **Patent No.:** **US D468,523 S**

(45) **Date of Patent:** **** Jan. 14, 2003**

(54) **ORNAMENTAL CROSS ATTACHMENT FOR FOOTWEAR**

Primary Examiner—Dominic Simone

(76) **Inventor:** **June E. Steger**, 8022 New Carlisle Pike, New Carlisle, OH (US) 45344

(57) **CLAIM**

The ornamental design for an ornamental cross attachment for footwear, as shown and described.

(**) **Term:** **14 Years**

DESCRIPTION

(21) **Appl. No.:** **29/154,405**

FIG. 1 is a front view of an ornamental cross attachment for footwear showing my new design.

(22) **Filed:** **Jan. 25, 2002**

FIG. 2 is a rear view of the ornamental cross attachment for footwear.

(51) **LOC (7) Cl.** **02-99**

(52) **U.S. Cl.** **D2/976; D99/27**

(58) **Field of Search** **D2/976; D11/79, D11/81, 157, 121; 36/136; D99/27; 428/3; 63/23**

FIG. 3 is a left side view of the ornamental cross attachment for footwear.

FIG. 4 is a right side view of the ornamental cross attachment for footwear.

(56) **References Cited**

U.S. PATENT DOCUMENTS

430,395	A	*	6/1890	McCarthy	428/3
D82,546	S	*	11/1930	Dugan	D2/976
3,415,079	A	*	12/1968	Tomchin	428/3
D214,670	S	*	7/1969	Stottrup	D11/131
D250,885	S	*	1/1979	Newman	428/3 X
D432,296	S	*	10/2000	Adam	D2/976

FIG. 5 is a top view of the ornamental cross attachment for footwear with the bottom view being identical to the top view; and,

FIG. 6 is a perspective view of the ornamental cross attachment for footwear.

The broken line showing of a shoe is for illustrative purposes only and forms no part of the claimed design.

* cited by examiner

1 Claim, 2 Drawing Sheets





FIG. 1




FIG. 3

FIG. 4

FIG. 5



FIG. 2

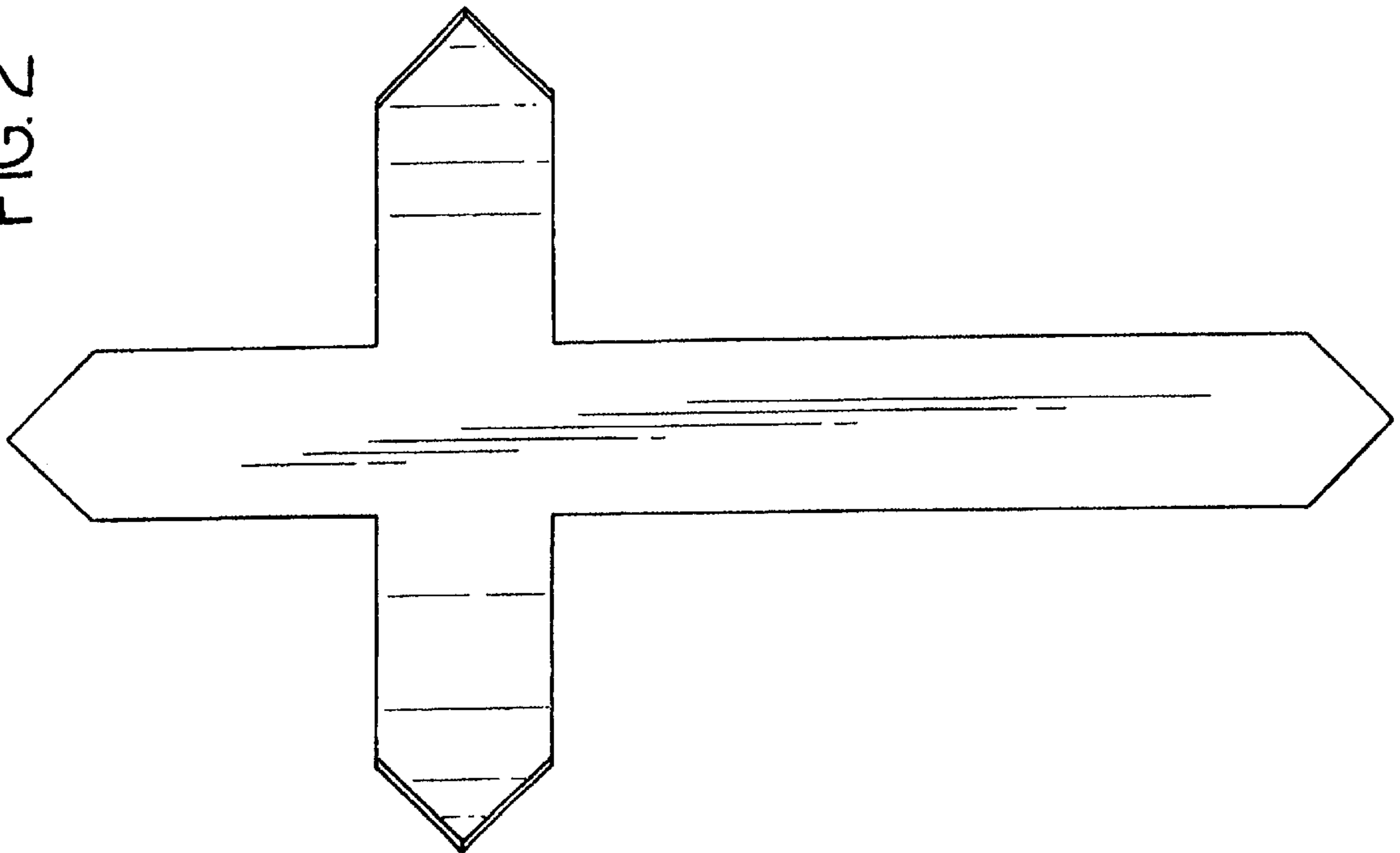


FIG. 6

